

POWERGRIP® GT® 3

DRIVE DESIGN MANUAL

POWERGRIP® GT® 3
ANTISTATIC
TO I.S.O. 9563
POWERGRIP® GT® 3
ANTISTATIC
TO I.S.O. 9563
POWERGRIP® GT® 3
ANTISTATIC
TO I.S.O. 9563
POWERGRIP® GT® 3
ANTISTATIC
TO I.S.O. 9563



POWERING PROGRESS™

Table of Contents

Description	Page
Introduction to PowerGrip® Belt Drives.....	2
PowerGrip Belt Drive Selection Procedure.....	3-4
High Speed Drive Survey and Energy Savings Worksheet	5
Design IQ® Data Worksheet.....	6
PowerGrip GT®2 & HTD® Belt Pitch Selection Guide	7
PowerGrip Timing Belt Pitch Selection Guide.....	7
NEMA Minimum Recommended Sprocket Outside Diameters	8
PowerGrip GT3 & HTD Belt Drives.....	9
Stock Lengths and Widths.....	10
Basic PowerGrip Service Factors.....	11
PowerGrip GT3 Belts.....	12
Drive Selection Tables	
5mm Pitch Belts	12-21
8mm Pitch Belts	22-33
14mm Pitch Belts	34-45
Power Rating Tables	
5mm Pitch Belts	46-47
8mm Pitch Belts	48-50
14mm Pitch Belts	51-53
PowerGrip HTD Belts	54
Drive Selection Tables.....	54-57
Power Rating Tables	
20mm Pitch Belts	58-60
PowerGrip Timing Belt Drives	61
Stock Lengths and Widths.....	62
Drive Selection Tables	
XL, 0.200" Pitch Belts	64-81
L, 0.375" Pitch Belts	82-91
H, 0.500" Pitch Belts	92-103
Horsepower Rating Tables	
XL, 0.200" Pitch Belts	105-106
L, 0.375" Pitch Belts	107-109
H, 0.500" Pitch Belts	110-114
PowerGrip Long Length Belting.....	115-117
PowerGrip Twin Power® Belts.....	119-130
Drive Selection Procedure	124-125
Power Rating Tables	125-130
PowerGrip GT2 Sprocket Specifications	131
Sprocket Specifications Tables	
5mm Pitch Sprockets	132-135
8mm Pitch Sprockets	137-141
14mm Pitch Sprockets	142-146
PowerGrip HTD Sprocket Specifications.....	147
20mm Pitch Sprockets	148-151
PowerGrip Timing Belt Pulleys.....	152
Sprocket Specifications	153
Recommended Re-bore Specifications & Instructions	154-155
Taper-Lock®* Bushings.....	156
QD®* Bushings.....	157

Description	Page
Bushing and Keyseat Information	158-159
Taper-Lock Type Sprocket Installation and Removal	160
QD Type Sprocket Installation and Removal	161
Belt Drive Tensioners.....	162-163
Sprocket Specification Tables	164-167
Engineering Data	168
Section I—Application Design Considerations	168
1. Gear Motors/Speed Reducer Drives	168
2. Electric Motor Dimensions	169
3. Minimum Recommended Sprocket Diameters for Electric Motors	170
4. High Driven Inertia.....	170
5. Air Moving Drives	170
6. Linear Motion Drives.....	171
7. High Performance Vehicle Applications.....	171
8. Belt Drive Registration	171
9. Belt Drive Noise.....	172
10. Use of Flanged Sprockets	173
11. Fixed (non-adjustable) Center Distance.....	173
12. Use of Idlers	174
13. Specifying Shaft Locations in Multipoint Drive Layouts	174
14. Minimum Belt Wrap and Tooth Engagement	175
15. Adverse Operating Environments.....	175
Section II—Engineering Design Considerations	176
1. Belt Storage and Handling	176
2. Center Distance and Belt Length	177
3. Tooth Profiles	177
4. Static Conductivity	178
5. Sprocket Diameter—Speed.....	178
6. Efficiency.....	178
7. Belt Tolerances.....	179
8. Belt Installation Tension.....	180
9. Center Distance Allowances for Installation and Tensioning	182
10. Drive Alignment.....	182
11. Belt Installation.....	183
12. Belt Pull Calculations	183
13. Bearing/Shaft Load Calculations	183
14. Self-Generated Tension	184
Technical Data	
Made-To-Order (MTO) Metals and PowerGrip Belts.....	185
Troubleshooting	186-187
Standard Calculations	188
Useful Formulas and Calculations.....	189-190
Application Examples.....	192-195

* Taper-Lock is a trademark of Reliance Electric

* QD is a trademark of Emerson Electric



WARNING! Be Safe! Gates belt drive systems are very reliable when used safely and within Gates application recommendations. However, there are specific **USES THAT MUST BE AVOIDED** due to the risk of serious injury or death. These prohibited misuses include:

Primary In-Flight Aircraft Systems

Do not use Gates belts, pulleys or sprockets on aircraft, propeller or rotor drive systems or in-flight accessory drives. Gates belt drive systems are not intended for aircraft use.

Lift Systems

Do not use Gates belts, pulleys or sprockets in applications that depend solely upon the belt to raise/lower, support or sustain a mass without an independent safety backup system. For applications requiring special “Lift” or “Proof” type chains with minimum tensile strength or certified/test tensile strength requirements, be advised that because Gates belts have different drive design procedures from metal chains, the tensile strength of a belt when compared to the tensile strength of a chain should only be a part of the design process. Diligent analysis with the customer’s participation should be used when considering any such application.

Braking Systems


Do not use Gates belts, pulleys or sprockets in applications that depend solely upon the belt to slow or stop a mass, or to act as a brake without an independent safety backup system. Gates belt drive systems are not intended to function as a braking device in “emergency stop” systems.

DRIVE DESIGN SOFTWARE

Drive design software can be found at www.gates.com/drivedesign.

This software assists designers in quickly selecting optimum drive solutions

Belt Construction



PowerGrip® GT®3 drives provide positive, trouble-free power transmission and offer many advantages over conventional chain, gear and other belt drives.

Advantages:

- Higher capacity
- Improved registration
- Reduced noise
- No lubrication required
- No stretching due to wear
- Corrosion resistance
- Excellent abrasion resistance
- Clean operation
- Long trouble-free service

Construction Features

The tooth design substantially improves stress distribution and allows extra high loading. The molded teeth enter and leave the sprocket grooves smoothly with negligible friction—functioning in much the same way as teeth on a gear.

Construction consists of these components:

- 1. Fiberglass Tensile Member** — Provides high strength, excellent flex life and high resistance to elongation.
- 2. Neoprene® Backing** — Strong Neoprene bonded to the tensile member for protection against grime, oil and moisture. It also protects from frictional wear if idlers are used on the back of the belt.
- 3. Neoprene Teeth** — Shear-resistant Neoprene compound is molded integrally with the Neoprene backing. They are precisely formed and accurately spaced to assure smooth meshing with the sprocket grooves.
- 4. Nylon Facing** — Tough nylon fabric with a low coefficient of friction covers the wearing surfaces of the belt. It protects the tooth surfaces and provides a durable wearing surface for long service.

* Neoprene is a trademark of Dupont

Selection of a stock PowerGrip® Belt Drive System involves these five steps:

1. Calculate design horsepower.
2. Select belt pitch
3. Select sprockets and belt.
4. Select belt width.
5. Determine bushing and bore requirements.

Sample Problem

A gear pump is to be driven by a 40 hp normal torque electric motor with an output speed of 1160 rpm. The gear pump is to be driven at 580 rpm $\pm 5\%$. The center distance is to be approximately 30 inches, but can be altered ± 3 inches, if necessary. The motor shaft is 2 1/8 inches and the pump shaft is 3 inches. The pump will operate 16 hours a day, five days a week. The pump sprocket is limited to 18 inches OD. There are no unusual drive conditions. Design using PowerGrip GT®3.

Step 1 Determine Design Horsepower Procedure

To calculate the design hp, first determine the relative severity or service factor of the drive. Average hours per day of service also should be considered. Locate the power source and the driveN unit in the Service Factors Table on Page 11. The design hp then is determined by multiplying the rated hp (usually the name-plate rating) by the service factor determined above.

Example

Using the Service Factor Chart, the driveR would be found in the first group. Since the pump will run 16 hours per day, follow the continuous service column down to the driveN machines group for gear pumps. This gives a 1.7 Service Factor. Since this is not a speedup drive, no additional service factor is required. Design HP = 40 x 1.7 = 68DHP

Step 2 Select Belt Pitch Procedure

Using the design hp and the rpm of the faster shaft, select from the Belt Pitch Selection Guide graphs on Page 7.

Example

Locate 1160 rpm on the RPM of Faster Shaft scale and move over to where the Design Horsepower of 68 Dhp line intersects. The intersection falls at the 8mm and 14mm pitch overlap area. Both 8mm and 14mm pitches should be considered.

Step 3 Select Sprockets and Belt Length Procedure

- a. Determine speed ratio.

The speed ratio can be determined by dividing the rpm of the faster shaft by the slower shaft rpm.

Example

$$\frac{\text{rpm of faster shaft}}{\text{rpm of slower shaft}} = \frac{1160}{580} = 2.0$$

- b. Select sprocket combination and belt length. Turn to the Stock Drive Selection Tables (pages 12 through 45, 54 through 57 and 64 through 103) and in the proper pitch tables find the chosen speed ratio.

Moving over within the speed ratio block, find the stock sprocket combinations available for that speed ratio. Selection of the proper combination will depend on the center distance required, minimum or maximum required sprocket diameter and the recommended minimum sprocket diameter for electric motors (See table on Page 8).

After selecting possible sprocket combinations and center distances, record belt length (top of column) Length Factor (bottom of column), and the Teeth In Mesh Factor if applicable.

Example

First, using the Stock Drive Selection Tables for 8mm pitch belts on pages 22 through 33, we locate the speed ratio of 2.0 to 1 on pages 30 and 31. There are 9 various sprocket combinations with a center distance within the required tolerance range. Of these, three are closest to the desired 30 inches. These are 72 to 144, 56 to 112 and 40 to 80. The minimum sprocket diameter of 6.1 inches for a 40 hp motor at 1160 rpm (See table on Page 8) eliminates the 56 to 112 and 40 to 80 sprocket combinations. Only the 8mm pitch, 72 to 144 sprocket combination will be considered further. On the line for the 72 to 144 sprocket combination, the center distance of 30.02 inches uses a 2400mm (94.49-inch), 8mm pitch belt. The belt length factor is 1.2.

Secondly, using the Stock Drive Selection Tables for 14mm pitch belts on pages 34 through 45, locate the speed ratio of 2.0 to 1 on page 42. Several combinations are shown which will meet the 30 ± 3 -inch center distance requirement. The maximum OD limit of 18 inches on the driveN sprocket eliminates two of the combinations and the preference for as close to 30 inches center distance would favor the 36 to 72 and 28 to 56 combinations. However, the 4.912-inch diameter of the 28-groove sprocket is less than the recommended minimum diameter of 6.1 inches for the electric motor. So the 36 to 72 sprocket combination is chosen for further consideration.

For the 36 to 72, 14-mm pitch sprocket combination, the belt length used for the 30.42-inch center distance is a 2310mm (90.94-inch), 14mm pitch belt. The belt length factor is 1.0.

continued

Procedure

c. Check belt speed.

Do not exceed 6500 fpm with stock sprockets. Belt Speed is determined using the following formula:

$$V \text{ (fpm)} = \frac{\text{PD (inches)} \times \text{Speed (rpm)}}{3.82}$$

Example

Determining belt speed for each of the drive systems shows that the belt speed does not exceed 6500 fpm and can be considered further.

8mm Drive:

$$V = \frac{7.218 \times 1160}{3.82} = 2191.9 \text{ fpm}$$

14mm Drive:

$$V = \frac{6.316 \times 1160}{3.82} = 1917.9 \text{ fpm}$$

Step 4 Select Belt Width

Procedure

Belt Width Selection Tables (pages 46 through 53, 58 through 60 and pages 105 through 114) show the horsepower ranges of stock belt widths. The left-hand column shows the speed of the smaller sprocket. Across the top are various stock sprockets. The base rated horsepower capacity of a given sprocket at a specific rpm is at the point of intersection of the rpm row and sprocket column.

This base horsepower rating must be corrected for the belt length selected and for the number of teeth in mesh (if less than six). Multiply the base table rating by the applicable Length Factor and Teeth In Mesh Factor (if applicable), both determined in Step 3b. The corrected horsepower rating must equal or exceed design hp.

Where there are several choices, drive limitations may control the selection. In addition, the following rules must be observed.

1. Larger sprockets mean less belt width.
2. Larger sprockets yield extra long service life.
3. Avoid drives where the belt width exceeds sprocket diameter.
4. Avoid drives where center distance is greater than eight times the diameter of the smaller sprocket. Refer to Section II-10 Drive Alignment on Page 182 for additional details.

Example

Referring to the 8mm pitch Belt Width Selection tables on page 48, locate the 1160 rpm line in each table in turn. Proceeding across to the 72-groove sprocket column (Smaller sprocket groove number), note the base belt horsepower capacity in each table. The 50mm (1.97-inch) width belt has a base horsepower rating which, when multiplied by the length factor of 1.2, exceeds the design horsepower.

$$84 \text{ hp} \times 1.2 = 100.8 \text{ hp}$$

And, repeating the procedure for the 14mm pitch belt horsepower tables on pages 51 through 53, we find the 55mm (2.16-inch) width belt has an 84.9 base horsepower rating for a 36-groove sprocket. This, multiplied by the length factor of 1.0, gives a corrected horsepower rating of 84.9 which also exceeds the design horsepower.

Since there is now a choice between the 8mm pitch, 72 to 144 ratio drive components, and the 14mm pitch, 36 to 72 ratio drive components, the rules as given in the procedure column must be considered. Rules 1 and 2 would dictate larger sprockets. Width is unaffected. Rules 3 and 4 would not apply, so the 8mm pitch drive system is the choice.

Step 5 Check and Specify Stock Drive Components Procedure

a. Check the sprockets selected in steps 3 and 4 against the design requirements using the dimensions given in the Sprocket Specification Tables on pages 131 through 146. Use flange diameter in checking against maximum diameter requirements.

Example

From the table on Page 140, we find the P144-8MGT-50 driveN sprocket has an overall diameter of 14.383 inches which is less than the 18-inch maximum specified.

Procedure

b. Determine the type of bushing and check bore sizes by using the Sprocket Specification Tables; find the bushings to be used with the required sprockets. From the Stock Bushing Tables on pages 156 through 159, check the bore range and keyway dimensions against the design requirements.

Example

Also from the sprocket data on Page 140 we note that the P72-8MGT-50 sprocket takes a 2517 bushing and the P144-8MGT-50 sprocket takes a 3020 bushing. On Page 156 in the bushing data table, a 2517 bushing has a bore range of 1/2 to 2 11/16 inches which includes the 2 1/8-inch bore required for the driveR shaft. The 3020 bushing has a bore range from 7/8 to 3 1/4 inches which meets the 3-inch bore required for the driveN shaft.

Procedure

c. Specify stock drive components

Example

They are as follows:

- 1—2400-8MGT-50 PowerGrip® GT®3 belt
- 1—P72-8MGT-50 driveR sprocket
- 1—2517 Bushing with a 2 1/8-inch bore
- 1—P144-8MGT-50 driveN sprocket
- 1—3020 Bushing with a 3-inch bore

High Speed Drive Survey and Energy Savings Worksheet

Customer Information

Company: _____ Distributor: _____
Address: _____ Phone: _____ Fax: _____
E-mail: _____

Drive Information

I.D. of Drive (location, number, etc.) _____

Description of DriveN Equipment _____

Manufacturer of DriveN Equipment _____

Horsepower Rating of Motor _____ DriveN HP Load (Peak) _____ (Normal) _____

Motor Frame Size _____ Motor Shaft Dia. _____ DriveN Shaft Dia. _____

Speed:

DriveR RPM _____ RPM Measured with Contact or Strobe Tachometer ☐ Yes ☐ No

DriveN RPM _____ RPM Measured with Contact or Strobe Tachometer ☐ Yes ☐ No

Speed Ratio _____ Speed Up _____ or Speed Down _____

Center Distance: Minimum _____ Nominal _____ Maximum _____

Existing Drive Components: DriveR _____ DriveN _____

Belts _____ Belt Manufacturer _____

Ambient Conditions:

Temperature _____ Moisture _____ Oil, etc. _____

Abrasives _____ Shock Load _____

Static Conductivity Required? ☐ Yes ☐ No

Maximum Sprocket Diameter (OD) and Width Limitations (for guard clearance):

DriveR: Max. OD _____ Max. Width _____ DriveN: Max. OD _____ Max. Width _____

Guard Description _____

Motor Mount:

Double Screw Base? ☐ Yes ☐ No Motor Mounted on Sheet Metal? ☐ Yes ☐ No

Adequate Structure? ☐ Yes ☐ No Floating/Pivot Motor Base? ☐ Yes ☐ No

Start Up Load:

%Motor Rating at Start Up _____ AC Inverter? ☐ Yes ☐ No Soft Start? ☐ Yes ☐ No

Duty Cycle:

Number of Starts/Stops _____ times per _____ (hour, day, week, etc.)

Energy Savings Information

Energy Cost per KW-Hour _____

Hours of Operation: Hours per Day _____ Days per Week _____ Weeks per Year _____



Customer Information

Company: _____ Distributor: _____
 Address: _____ Phone: _____ Fax: _____
 _____ E-mail: _____

Application Summary

General Description: _____
 Product Type: _____ Production Volume: _____

Design Parameters

DriveR: _____
 Motor Type & Description: _____ (Servo, Stepper, DC, AC, etc.) Reversing: _____ (Y/N)
 Nominal Motor Torque / Power Output: _____ rpm: _____
 Max / Peak Motor Torque/Power Output: _____ rpm: _____
 Motor Stall Torque (If applicable): _____ Driver Rotation: _____ (CW / CCW / Rev)

DriveN's / Idlers: _____ (Specify appropriate units for each field; in, mm / hp, kw / lb-ft, lb-in, N-m, etc.)

Description	X	Y	Pulley Diameter	Pitch	Sprocket Grooves	Inside/ Outside	rpm	Load (driven)	Units	Conditions		Shaft Diameter
										#	% Time	
Driver												

Note: For complex drive layouts use additional pages as needed

Drive Sketch

Idler Details			
Slot Movement:	Min Position		Max Position
	X	Y	X
Spring: <input style="width: 40px;" type="text"/>			
Pivoting Movement:	Pivot Point		Movement Angle
	X	Y	Min Deg
			Max Deg
Spring: <input style="width: 40px;" type="text"/>			
Pivot Arm Radius: _____ (in/mm): _____			

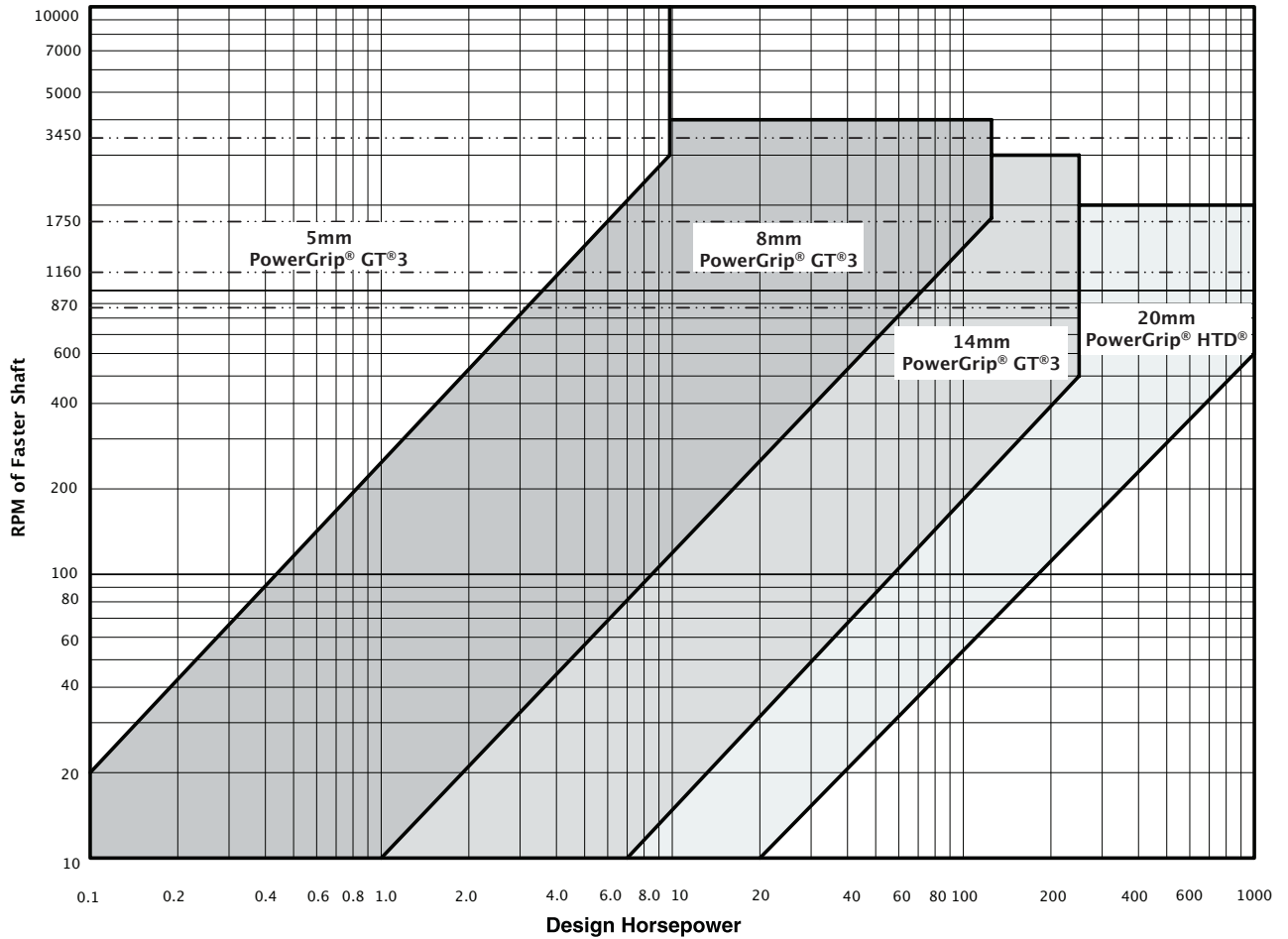
Special Requirements

Product Design Life: _____ Belt Life: _____ Hours/Day: _____ Hours/Year: _____
 Ambient Conditions: _____
 Temperature: _____ Moisture: _____ Oil: _____ Static Dissipation: _____ Abrasives: _____
 Special Requirements: _____

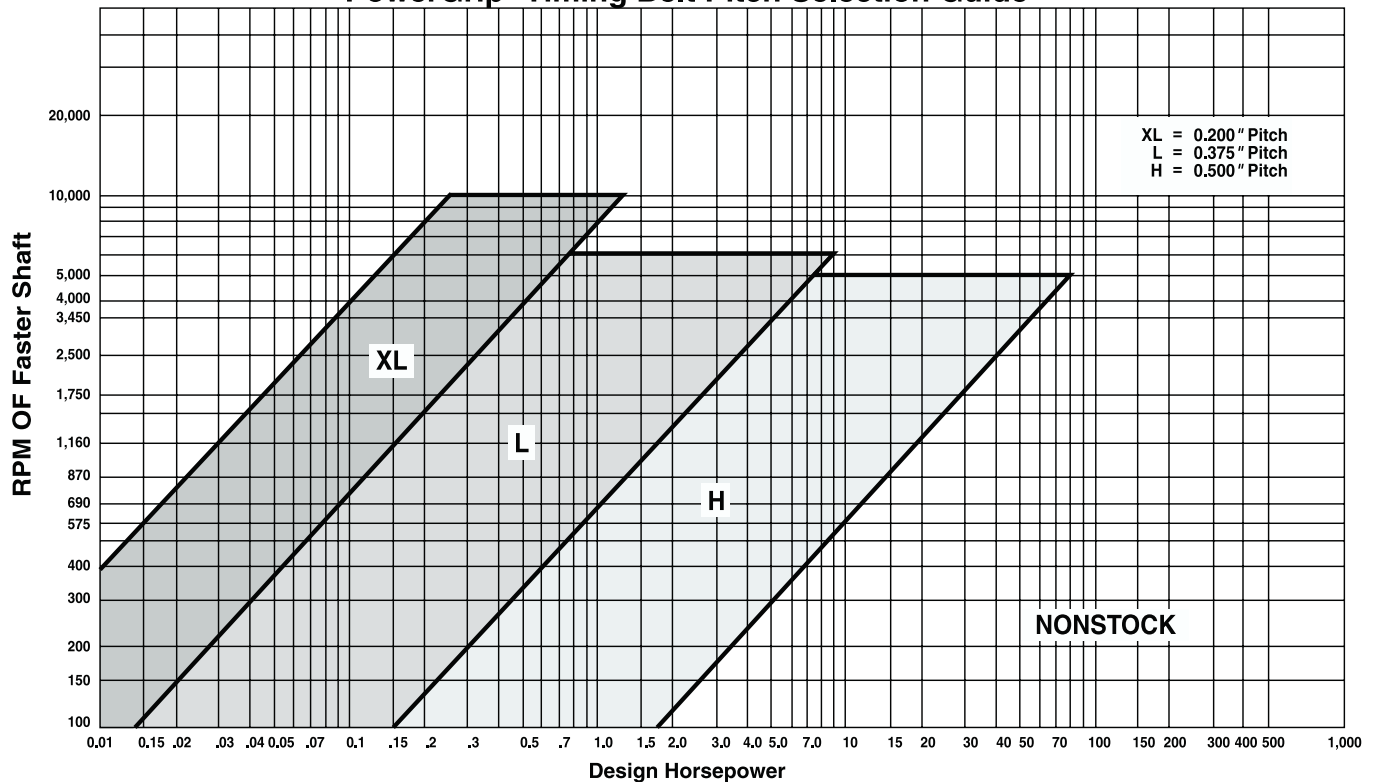
Note: This worksheet may be used to survey multipoint drives. For more information on specifying shaft locations in multipoint drive layouts, see Engineering Section I-13 on page 174

Page _____ Of _____

PowerGrip® GT[®]3 / 20mm HTD® Belt Pitch Selection Guide



PowerGrip® Timing Belt Pitch Selection Guide



Minimum Recommended Sprocket Outside Diameters for General Purpose Electric Motors—Synchronous Belts

Motor Horsepower	Motor RPM (60 Cycle and 50 Cycle Electric Motors)					
	575 485*	690 575*	870 725*	1160 950*	1750 1425*	3450 2850*
1/2	—	—	2.0	—	—	—
3/4	—	—	2.2	2.0	—	—
1	2.7	2.3	2.2	2.2	2.0	—
1 1/2	2.7	2.7	2.2	2.2	2.2	2.0
2	3.4	2.7	2.7	2.2	2.2	2.2
3	4.1	3.4	2.7	2.7	2.2	2.2
5	4.1	4.1	3.4	2.7	2.7	2.2
7 1/2	4.7	4.1	4.0	3.4	2.7	2.7
10	5.4	4.7	4.0	4.0	3.4	2.7
15	6.1	5.4	4.7	4.0	4.0	3.4
20	7.4	6.1	5.4	4.7	4.0	4.0
25	8.1	7.4	6.1	5.4	4.0	4.0
30	9.0	8.1	6.1	6.1	4.7	—
40	9.0	9.0	7.4	6.1	5.4	—
50	9.9	9.0	7.6	7.4	6.1	—
60	10.8	9.9	9.0	7.2	6.7	—
75	12.5	11.7	8.5	9.0	7.7	—
100	16.2	13.5	10.8	9.0	7.7	—
125	18.0	16.2	13.5	10.8	9.5#	—
150	19.8	18.0	16.2	11.7	9.5	—
200	19.8	19.8	19.8	—	11.9	—
250	19.8	19.8	—	—	—	—
300	24.3	24.3	—	—	—	—

* These RPM are for 50 cycle electric motors.

Use 8.6 for Frame Number 444 T only.

Data in the white area are from NEMA Standard MG-1-14-42, June, 1972, while data in the light blue area are from MG-1-14-43, January, 1968.

The dark blue area is a composite of electric motor manufacturers data. They are generally conservative, and specific motors and bearings may permit the use of a smaller motor sprocket. Consult the motor manufacturer. See Engineering Section II-13, Bearing/Shaft Load Calculations on Page 183.

NOTE: For a given motor horsepower and speed, the total belt pull is related to the motor sprocket size. As this size **decreases**, the total belt pull **increases**. Therefore, to limit the resultant load on motor shaft and bearings, NEMA lists minimum sprocket sizes for the various motors.

Gates 5mm, 8mm and 14mm pitch GT®3 and 20mm pitch HTD® belts have helically-wound fiberglass tension members embedded in a Neoprene®* body with the belt teeth faced with a tough wear-resistant nylon fabric.

The three principal dimensions of a belt are

Pitch	Pitch Length	Width
-------	--------------	-------

Belt pitch is the distance in millimeters between two adjacent tooth centers as measured on the pitch line of the belt. Belt pitch length is the total length (circumference) in millimeters as measured along the pitch line. The theoretical pitch line of a PowerGrip® belt lies within the tensile member.

The part number designations for PowerGrip belts depend on the pitch of the belt. Belt designations are shown below for each of the available pitches.

5mm PowerGrip GT3

Example: 5mm pitch, 1600mm pitch length, 25mm belt width

Belt Designation: 1600-5MGT-25

8mm, 14mm PowerGrip GT3

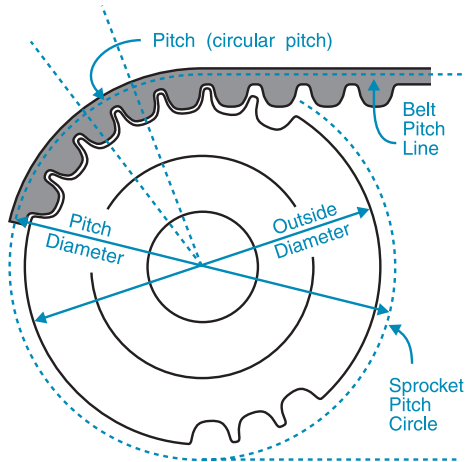
Example: 14mm pitch, 1610mm pitch length, 55mm belt width

Belt Designation: 1610-14MGT-55

20mm PowerGrip HTD

Example: 20mm pitch, 2000mm pitch length, 230mm belt width

Belt Designation: 2000-20M-230



The part number designations for PowerGrip GT3 and HTD sprockets depend on the pitch of belt. Sprocket designations are shown below for each of the available pitches.

5mm, 8mm, 14mm PowerGrip GT3

Example: 14mm pitch, 48 grooves, 55mm belt width

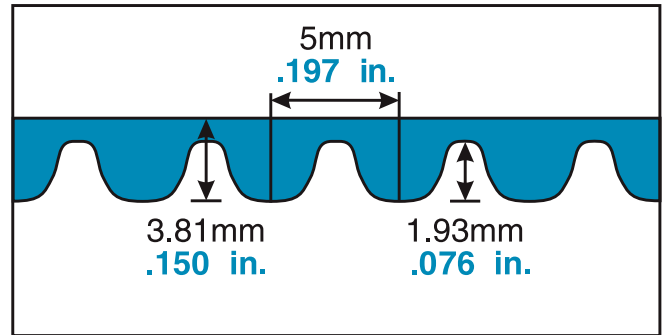
Sprocket Designation: P48-14MGT-55

20mm PowerGrip HTD

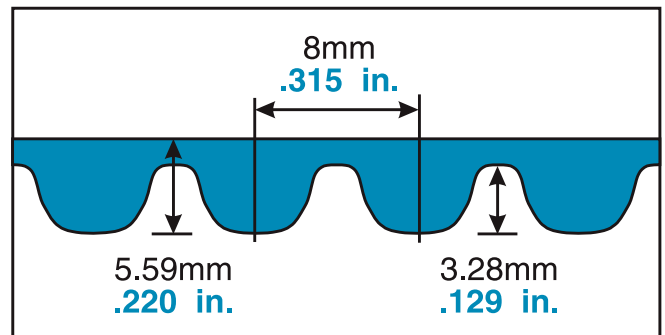
Example: 20mm pitch, 52 grooves, 230mm belt width

Sprocket Designation: P52-20M-230

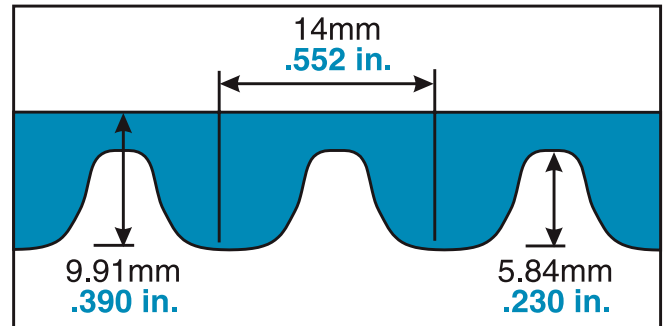
5mm Pitch - Reference Dimensions



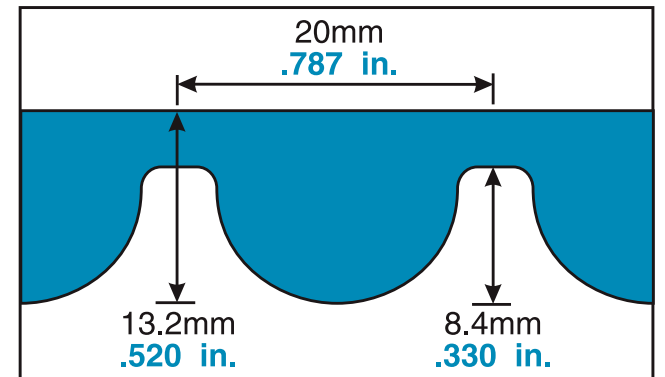
8mm Pitch - Reference Dimensions



14mm Pitch - Reference Dimensions



20mm Pitch - Reference Dimensions



* Neoprene is a trademark of Dupont

PowerGrip® GT®3 and HTD® Belt Drives

The following tables list the stock PowerGrip® belts and their dimensions.

5mm Pitch PowerGrip® GT®3 Stock Belt Lengths

Designation	Pitch Length		No. of Teeth
	(mm)	(in)	
300-5MGT	300	11.81	60
355-5MGT	355	13.98	71
375-5MGT	375	14.76	75
400-5MGT	400	15.75	80
405-5MGT	405	15.94	81
425-5MGT	425	16.73	85
450-5MGT	450	17.72	90
500-5MGT	500	19.69	100
535-5MGT	535	21.06	107
565-5MGT	565	22.24	113
575-5MGT	575	22.64	115
580-5MGT	580	22.83	116
600-5MGT	600	23.62	120
625-5MGT	625	24.61	125
650-5MGT	650	25.59	130
700-5MGT	700	27.56	140
750-5MGT	750	29.53	150
800-5MGT	800	31.50	160
815-5MGT	815	32.09	163
850-5MGT	850	33.46	170
900-5MGT	900	35.43	180
1000-5MGT	1000	39.37	200
1150-5MGT	1150	45.28	230
1300-5MGT	1300	51.18	260
1450-5MGT	1450	57.09	290
1600-5MGT	1600	62.99	320
1720-5MGT	1720	67.72	344
1755-5MGT	1755	69.09	351
2100-5MGT	2100	82.68	420

5MGT Stock Belt Widths

Belt Width Code	Belt Width (mm)	Belt Width (in)
09	9	0.354
15	15	0.591
25	25	0.984

8mm Pitch PowerGrip® GT®3 Stock Belt Lengths

Designation	Pitch Length		No. of Teeth
	(mm)	(in)	
384-8MGT	384	15.12	48
480-8MGT	480	18.90	60
560-8MGT	560	22.05	70
576-8MGT	576	22.68	72
600-8MGT	600	23.62	75
640-8MGT	640	25.20	80
720-8MGT	720	28.35	90
800-8MGT	800	31.50	100
840-8MGT	840	33.07	105
880-8MGT	880	34.65	110
920-8MGT	920	36.22	115
960-8MGT	960	37.80	120
1040-8MGT	1040	40.94	130
1064-8MGT	1064	41.89	133
1104-8MGT	1104	43.46	138
1120-8MGT	1120	44.09	140
1160-8MGT	1164	45.67	145
1200-8MGT	1200	47.24	150
1224-8MGT	1224	48.19	153
1280-8MGT	1280	50.39	160
1440-8MGT	1440	56.69	180
1512-8MGT	1512	59.53	189
1584-8MGT	1584	62.36	198
1600-8MGT	1600	62.99	200
1760-8MGT	1760	69.29	220
1800-8MGT	1800	70.87	225
2000-8MGT	2000	78.74	250
2200-8MGT	2200	86.61	275
2400-8MGT	2400	94.49	300
2600-8MGT	2600	102.36	325
2800-8MGT	2800	110.24	350
3048-8MGT	3048	120.00	381
3280-8MGT	3280	129.13	410
3600-8MGT	3600	141.73	450
4400-8MGT	4400	173.23	550

8MGT Stock Belt Widths

Belt Width Code	Belt Width (mm)	Belt Width (in)
12	12	0.472
20	20	0.787
30	30	1.181
50	50	1.969
85	85	3.346

14mm Pitch PowerGrip® GT®3 Stock Belt Lengths

Designation	Pitch Length		No. of Teeth
	(mm)	(in)	
966-14MGT	966	38.03	69
1190-14MGT	1190	46.85	85
1400-14MGT	1400	55.12	100
1610-14MGT	1610	63.39	115
1778-14MGT	1778	70.00	127
1890-14MGT	1890	74.41	135
2100-14MGT	2100	82.68	150
2310-14MGT	2310	90.94	165
2450-14MGT	2450	96.46	175
2590-14MGT	2590	101.97	185
2800-14MGT	2800	110.24	200
3150-14MGT	3150	124.02	225
3360-14MGT	3360	132.28	240
3500-14MGT	3500	137.80	250
3850-14MGT	3850	151.57	275
4326-14MGT	4326	170.31	309
4578-14MGT	4578	180.24	327
4956-14MGT	4956	195.12	354
5320-14MGT	5320	209.45	380
5740-14MGT	5740	225.98	410
6160-14MGT	6160	242.52	440
6860-14MGT	6860	270.08	490

14MGT Stock Belt Widths

Belt Width Code	Belt Width (mm)	Belt Width (in)
40	40	1.575
55	55	2.165
85	85	3.346
115	115	4.528
170	170	6.693

20mm Pitch PowerGrip® HTD® Stock Belt Lengths

Designation	Pitch Length		No. of Teeth
	(mm)	(in)	
2000-20M	2000	78.74	100
2500-20M	2500	98.43	125
3400-20M	3400	133.86	170
3800-20M	3800	149.61	190
4200-20M	4200	165.35	210
4600-20M	4600	181.10	230
5000-20M	5000	196.85	250
5200-20M	5200	204.72	260
5400-20M	5400	212.60	270
5600-20M	5600	220.47	280
5800-20M	5800	228.35	290
6000-20M	6000	236.22	300
6200-20M	6200	244.09	310
6400-20M	6400	251.97	320
6600-20M	6600	259.84	330

20M Stock Belt Widths

Belt Width Code	Belt Width (mm)	Belt Width (in)
115	115	4.528
170	170	6.693
230	230	9.055
290	290	11.417
340	340	13.386

Basic PowerGrip® Service Factors

DriveN Machine	DriveR					
The driveN machines listed below are representative samples only. Select a driveN machine whose load characteristics most closely approximate those of the machine being considered.	AC Motors: Normal Torque, Squirrel Cage, Synchronous, Split Phase, Inverter Controlled			AC Motors: High Torque, High Slip, Repulsion-Induction, Single Phase, Series Wound, Slip Ring		
	DC Motors: Shunt Wound Stepper Motors			DC Motors: Series Wound, Compound Wound Servo Motors		
	Engines: Multiple Cylinder Internal Combustion			Engines: Single Cylinder Internal Combustion Line Shafts Clutches		
	Intermittent Service (Up to 8 hours Daily or Seasonal)	Normal Service (8 - 16 hours Daily)	Continuous Service (16 - 24 hours Daily)	Intermittent Service (Up to 8 hours Daily or Seasonal)	Normal Service (8 - 16 hours Daily)	Continuous Service (16 - 24 hours Daily)
Display, Dispensing Equipment Instrumentation Measuring Equipment Medical Equipment Office, Projection Equipment	1.0	1.2	1.4	1.2	1.4	1.6
Appliances, Sweepers, Sewing Machines Screens, Oven Screens, Drum, Conical Woodworking Equipment (Light): Band Saws, Drills, Lathes	1.1	1.3	1.5	1.3	1.5	1.7
Agitators for Liquids Conveyors: Belt, Light Package Drill Press, Lathes, Saws Laundry Machinery Wood Working Equipment (Heavy): Circular Saws, Jointers, Planers	1.2	1.4	1.6	1.6	1.8	2.0
Agitators for Semi-Liquids Compressor: Centrifugal Conveyor Belt: Ore, Coal, Sand Dough Mixers Line Shafts Machine Tools: Grinder, Shaper, Boring Mill, Milling Machines Paper Machinery (except Pulpers): Presses, Punches, Shears Printing Machinery Pumps: Centrifugal, Gear Screens: Revolving, Vibratory	1.3	1.5	1.7	1.6	1.8	2.0
Brick Machinery (except Pug Mills) Conveyor: Apron, Pan, Bucket, Elevator Extractors, Washers Fans, Centrifugal Blowers Generators & Exciters Hoists Rubber Calender, Mills, Extruders	1.4	1.6	1.8	1.8	2.0	2.2
Centrifuges Screw Conveyors Hammer Mills Paper Pulpers Textile Machinery	1.5	1.7	1.9	1.9	2.1	2.3
Blowers: Positive Displacement, Mine Fans Pulverizers	1.6	1.8	2.0	2.0	2.2	2.4
Compressors: Reciprocating Crushers: Gyratory, Jaw, Roll Mills: Ball, Rod, Pebble, etc. Pumps: Reciprocating Saw Mill Equipment	1.7	1.9	2.1	2.1	2.3	2.5

These service factors are adequate for most belt drive applications. Note that service factors cannot be substituted for good engineering judgment. Service factors may be adjusted based upon an understanding of the severity of actual drive operating conditions.

Additional Service Factors

Speedup Drives

For speedup drives, add to the basic service factor the additional factor given below.

Speedup Ratio Range	Additional Factor	Speedup Ratio Range	Additional Factor
1 to 1.24	none	2.50 to 3.49	.30
1.25 to 1.74	.10	3.50 & over	.40
1.75 to 2.49	.20		

Unusual Conditions

Additional service factors are required for unusual conditions such as load reversal, heavy shock, plugged motor stop, electric brake. Contact Gates Power Transmission Product Application for assistance.

Sprocket Combinations				Speed Ratio	Center Distance, Inches																																																																																																																																																																																																																																																																																																																																																																																																																																																																																																																																																																																																																															
DriveR		DriveN			300-5MGT P.L. 11.811 60 Teeth	355-5MGT P.L. 13.976 71 Teeth	375-5MGT P.L. 14.764 75 Teeth	400-5MGT P.L. 15.748 80 Teeth	405-5MGT P.L. 15.945 81 Teeth	425-5MGT P.L. 16.732 85 Teeth	450-5MGT P.L. 17.716 90 Teeth	500-5MGT P.L. 19.685 100 Teeth	535-5MGT P.L. 21.063 107 Teeth	565-5MGT P.L. 22.244 113 Teeth	575-5MGT P.L. 22.638 115 Teeth	590-5MGT P.L. 22.835 116 Teeth	600-5MGT P.L. 23.622 120 Teeth	625-5MGT P.L. 24.606 125 Teeth																																																																																																																																																																																																																																																																																																																																																																																																																																																																																																																																																																																																																		
No. of Grooves	Pitch Diameter (Inches)	No. of Grooves	Pitch Diameter (Inches)	18 1.128	18 1.128	19 1.191	19 1.191	20 1.253	20 1.253	21 1.316	21 1.316	22 1.379	22 1.379	23 1.441	23 1.441	24 1.504	24 1.504	25 1.566	25 1.566	26 1.629	26 1.629	28 1.754	28 1.754	30 1.880	30 1.880	32 2.005	32 2.005	34 2.130	34 2.130	36 2.256	36 2.256	38 2.381	38 2.381	40 2.506	40 2.506	44 2.757	44 2.757	45 2.820	45 2.820	48 3.008	48 3.008	50 3.133	50 3.133	52 3.258	52 3.258	56 3.509	56 3.509	60 3.760	60 3.760	64 4.010	64 4.010	68 4.261	68 4.261	44 2.757	45 2.820	25 1.566	26 1.629	50 3.133	52 3.258	24 1.504	25 1.566	48 3.008	50 3.133	23 1.441	24 1.504	22 1.379	23 1.441	21 1.316	22 1.379	20 1.253	21 1.316	19 1.191	20 1.253	38 2.381	40 2.506	18 1.128	19 1.191	36 2.256	38 2.381	34 2.130	36 2.256	68 4.261	72 4.511	32 2.005	34 2.130	64 4.010	68 4.261	30 1.880	32 2.005	45 2.820	48 3.008	60 3.760	64 4.010	28 1.754	30 1.880	56 3.509	60 3.760	26 1.629	28 1.754	52 3.258	56 3.509	24 1.504	26 1.629	48 3.008	52 3.258	23 1.441	25 1.566	22 1.379	24 1.504	44 2.757	48 3.008	21 1.316	23 1.441	20 1.253	22 1.379	40 2.506	44 2.757	19 1.191	21 1.316	18 1.128	20 1.253	36 2.256	40 2.506	45 2.820	50 3.133	34 2.130	38 2.381	25 1.566	28 1.754	50 3.133	56 3.509	32 2.005	36 2.256	40 2.506	45 2.820	64 4.010	72 4.511	23 1.441	26 1.629	30 1.880	34 2.130	60 3.760	68 4.261	22 1.379	25 1.566	44 2.757	50 3.133	21 1.316	24 1.504	28 1.754	32 2.005	56 3.509	20 1.253	23 1.441	26 1.629	30 1.880	52 3.258	60 3.760	45 2.820	19 1.191	38 2.381	18 1.128	24 1.504	48 3.008																																																																																																																																																																																																																																																																																																																																																																																																																																																																
Length Factor *				0.77	0.81	0.83	0.84	0.85	0.86	0.88	0.90	0.92	0.94	0.94	0.95	0.95	0.97	0.97	0.97	0.97	0.97	0.97	0.97	0.97	0.97	0.97	0.97	0.97	0.97	0.97	0.97	0.97	0.97	0.97	0.97	0.97	0.97	0.97	0.97	0.97	0.97	0.97	0.97	0.97	0.97	0.97	0.97	0.97	0.97	0.97	0.97	0.97	0.97	0.97	0.97	0.97	0.97	0.97	0.97	0.97	0.97	0.97	0.97	0.97	0.97	0.97	0.97	0.97	0.97	0.97	0.97	0.97	0.97	0.97	0.97	0.97	0.97	0.97	0.97	0.97	0.97	0.97	0.97	0.97	0.97	0.97	0.97	0.97	0.97	0.97	0.97	0.97	0.97	0.97	0.97	0.97	0.97	0.97	0.97	0.97	0.97	0.97	0.97	0.97	0.97	0.97	0.97	0.97	0.97	0.97	0.97	0.97	0.97	0.97	0.97	0.97	0.97	0.97	0.97	0.97	0.97	0.97	0.97	0.97	0.97	0.97	0.97	0.97	0.97	0.97	0.97	0.97	0.97	0.97	0.97	0.97	0.97	0.97	0.97	0.97	0.97	0.97	0.97	0.97	0.97	0.97	0.97	0.97	0.97	0.97	0.97	0.97	0.97	0.97	0.97	0.97	0.97	0.97	0.97	0.97	0.97	0.97	0.97	0.97	0.97	0.97	0.97	0.97	0.97	0.97	0.97	0.97	0.97	0.97	0.97	0.97	0.97	0.97	0.97	0.97	0.97	0.97	0.97	0.97	0.97	0.97	0.97	0.97	0.97	0.97	0.97	0.97	0.97	0.97	0.97	0.97	0.97	0.97	0.97	0.97	0.97	0.97	0.97	0.97	0.97	0.97	0.97	0.97	0.97	0.97	0.97	0.97	0.97	0.97	0.97	0.97	0.97	0.97	0.97	0.97	0.97	0.97	0.97	0.97	0.97	0.97	0.97	0.97	0.97	0.97	0.97	0.97	0.97	0.97	0.97	0.97	0.97	0.97	0.97	0.97	0.97	0.97	0.97	0.97	0.97	0.97	0.97	0.97	0.97	0.97	0.97	0.97	0.97	0.97	0.97	0.97	0.97	0.97	0.97	0.97	0.97	0.97	0.97	0.97	0.97	0.97	0.97	0.97	0.97	0.97	0.97	0.97	0.97	0.97	0.97	0.97	0.97	0.97	0.97	0.97	0.97	0.97	0.97	0.97	0.97	0.97	0.97	0.97	0.97	0.97	0.97	0.97	0.97	0.97	0.97	0.97	0.97	0.97	0.97	0.97	0.97	0.97	0.97	0.97	0.97	0.97	0.97	0.97	0.97	0.97	0.97	0.97	0.97	0.97	0.97	0.97	0.97	0.97	0.97	0.97	0.97	0.97	0.97	0.97	0.97	0.97	0.97	0.97	0.97	0.97	0.97	0.97	0.97	0.97	0.97	0.97	0.97	0.97	0.97	0.97	0.97	0.97	0.97	0.97	0.97	0.97	0.97	0.97	0.97	0.97	0.97	0.97	0.97	0.97	0.97	0.97	0.97	0.97	0.97	0.97	0.97	0.97	0.97	0.97	0.97	0.97	0.97	0.97	0.97	0.97	0.97	0.97	0.97	0.97	0.97	0.97	0.97	0.97	0.97	0.97	0.97	0.97	0.97	0.97	0.97	0.97	0.97	0.97	0.97	0.97	0.97	0.97	0.97	0.97	0.97	0.97	0.97	0.97	0.97	0.97	0.97	0.97	0.97	0.97	0.97	0.97	0.97	0.97	0.97	0.97	0.97	0.97	0.97	0.97	0.97	0.97	0.97	0.97	0.97	0.97	0.97	0.97	0.97	0.97	0.97	0.97	0.97	0.97	0.97	0.97	0.97	0.97	0.97	0.97	0.97	0.97	0.97	0.97	0.97	0.97	0.97	0.97	0.97	0.97	0.97	0.97	0.97	0.97	0.97	0.97	0.97	0.97	0.97	0.97	0.97	0.97	0.97	0.97	0.97	0.97	0.97	0.97	0.97	0.97	0.97	0.97	0.97	0.97	0.97	0.97	0.97	0.97	0.97	0.97	0.97	0.97	0.97	0.97	0.97	0.97	0.97	0.97	0.97	0.97	0.97	0.97	0.97	0.97	0.97	0.97	0.97	0.97	0.97	0.97	0.97	0.97	0.97	0.97	0.97	0.97	0.97	0.97	0.97	0.97	0.97	0.97	0.97	0.97	0.97	0.97	0.97	0.97	0.97	0.97	0.97	0.97	0.97	0.97	0.97	0.97	0.97	0.97	0.97	0.97	0.97	0.97	0.97	0.97	0.97	0.97	0.97	0.97	0.97	0.97	0.97	0.97	0.97	0.97	0.97	0.97	0.97	0.97	0.97	0.97	0.97	0.97	0.97	0.97	0.97	0.97	0.97	0.97	0.97	0.97	0.97	0.97	0.97	0.97	0.97	0.97	0.97	0.97	0.97	0.97	0.97	0.97	0.97	0.97	0.97	0.97	0.97	0.97	0.97	0.97	0.97	0.97	0.97	0.97	0.97	0.97	0.97	0.97	0.97	0.97	0.97	0.97	0.97	0.97	0.97	0.97	0.97	0.97	0.97	0.97	0.97	0.97	0.97	0.97	0.97	0.97	0.97	0.97	0.97	0.97	0.97	0.97	0.97	0.97	0.97	0.97	0.97	0.9

Center Distance, Inches															Speed Ratio	Sprocket Combinations	
																DriveR	DriveN
																No. of Grooves	No. of Grooves
650-5MGT P.L. 25.590 130 Teeth	700-5MGT P.L. 27.559 140 Teeth	750-5MGT P.L. 29.528 150 Teeth	800-5MGT P.L. 31.496 160 Teeth	815-5MGT P.L. 32.087 163 Teeth	850-5MGT P.L. 33.465 170 Teeth	900-5MGT P.L. 35.433 180 Teeth	1000-5MGT P.L. 38.370 200 Teeth	1150-5MGT P.L. 45.276 230 Teeth	1300-5MGT P.L. 51.181 260 Teeth	1450-5MGT P.L. 57.087 290 Teeth	1600-5MGT P.L. 62.992 320 Teeth	1720-5MGT P.L. 67.716 344 Teeth	1755-5MGT P.L. 69.094 351 Teeth	2100-5MGT P.L. 82.677 420 Teeth			
11.02	12.01	12.99	13.98	14.27	14.96	15.94	17.91	20.87	23.82	26.77	29.72	32.09	32.77	39.57	1.000	18	18
10.92	11.91	12.89	13.88	14.17	14.86	15.84	17.81	20.77	23.72	26.67	29.62	31.99	32.67	39.47	1.000	19	19
10.83	11.81	12.80	13.78	14.08	14.76	15.75	17.72	20.67	23.62	26.58	29.53	31.89	32.58	39.37	1.000	20	20
10.73	11.71	12.70	13.68	13.98	14.66	15.65	17.62	20.57	23.52	26.48	29.43	31.79	32.48	39.27	1.000	21	21
10.63	11.61	12.60	13.58	13.88	14.56	15.55	17.52	20.47	23.42	26.38	29.33	31.69	32.38	39.17	1.000	22	22
10.53	11.52	12.50	13.49	13.78	14.47	15.45	17.42	20.38	23.33	26.28	29.23	31.60	32.28	39.08	1.000	23	23
10.43	11.42	12.40	13.39	13.68	14.37	15.35	17.32	20.28	23.23	26.18	29.13	31.50	32.18	38.98	1.000	24	24
10.34	11.32	12.31	13.29	13.59	14.27	15.26	17.23	20.18	23.13	26.09	29.04	31.40	32.09	38.88	1.000	25	25
10.24	11.22	12.21	13.19	13.49	14.17	15.16	17.13	20.08	23.03	25.99	28.94	31.30	31.99	38.78	1.000	26	26
10.0	11.02	12.01	12.99	13.29	13.97	14.96	16.93	19.88	22.83	25.79	28.74	31.10	31.79	38.58	1.000	28	28
9.84	10.83	11.81	12.80	13.09	13.78	14.76	16.73	19.69	22.64	25.59	28.54	30.91	31.59	38.39	1.000	30	30
9.65	10.63	11.62	12.60	12.90	13.58	14.57	16.54	19.49	22.44	25.40	28.35	30.71	31.40	38.19	1.000	32	32
9.45	10.43	11.42	12.40	12.70	13.38	14.37	16.34	19.29	22.24	25.20	28.15	30.51	31.20	37.99	1.000	34	34
9.25	10.24	11.22	12.21	12.50	13.19	14.17	16.14	19.10	22.05	25.00	27.95	30.32	31.00	37.80	1.000	36	36
9.05	10.04	11.02	12.01	12.30	12.99	13.97	15.94	18.90	21.85	24.80	27.75	30.12	30.80	37.60	1.000	38	38
8.86	9.84	10.83	11.81	12.11	12.79	13.78	15.75	18.70	21.65	24.61	27.56	29.92	30.61	37.40	1.000	40	40
8.46	9.45	10.43	11.42	11.71	12.40	13.38	15.35	18.31	21.26	24.21	27.16	29.53	30.21	37.01	1.000	44	44
8.37	9.35	10.34	11.32	11.62	12.30	13.29	15.26	18.21	21.16	24.12	27.07	29.43	30.12	36.91	1.000	45	45
8.07	9.06	10.04	11.03	11.32	12.01	12.99	14.96	17.92	20.87	23.82	26.77	29.14	29.82	36.62	1.000	48	48
7.87	8.86	9.84	10.83	11.12	11.81	12.79	14.76	17.72	20.67	23.62	26.57	28.94	29.62	36.42	1.000	50	50
7.68	8.66	9.65	10.63	10.93	11.61	12.60	14.57	17.52	20.47	23.43	26.38	28.74	29.43	36.22	1.000	52	52
7.28	8.27	9.25	10.24	10.53	11.22	12.20	14.17	17.13	20.08	23.03	25.98	28.35	29.03	35.83	1.000	56	56
6.89	7.87	8.86	9.84	10.14	10.82	11.81	13.78	16.73	19.68	22.64	25.59	27.95	28.64	35.43	1.000	60	60
6.50	7.48	8.47	9.45	9.75	10.43	11.42	13.39	16.34	19.29	22.25	25.20	27.56	28.25	35.04	1.000	64	64
6.10	7.09	8.07	9.06	9.35	10.04	11.02	12.99	15.95	18.90	21.85	24.80	27.17	27.85	34.65	1.000	68	68
8.41	9.40	10.38	11.37	11.66	12.35	13.33	15.30	18.26	21.21	24.16	27.11	29.48	30.16	36.96	1.023	44	45
10.29	11.27	12.26	13.24	13.54	14.22	15.21	17.18	20.13	23.08	26.04	28.99	31.35	32.04	38.83	1.040	25	26
7.78	8.76	9.75	10.73	11.03	11.71	12.70	14.67	17.62	20.57	23.53	26.48	28.84	29.53	36.32	1.040	50	52
10.38	11.37	12.35	13.34	13.63	14.32	15.30	17.27	20.23	23.18	26.13	29.08	31.45	32.13	38.93	1.042	24	25
7.97	8.96	9.94	10.93	11.22	11.91	12.89	14.86	17.82	20.77	23.72	26.67	29.04	29.72	36.52	1.042	48	50
10.48	11.47	12.45	13.44	13.73	14.42	15.40	17.37	20.33	23.28	26.23	29.18	31.55	32.23	39.03	1.043	23	24
10.58	11.57	12.55	13.54	13.83	14.52	15.50	17.47	20.43	23.38	26.33	29.28	31.65	32.33	39.13	1.045	22	23
10.68	11.66	12.65	13.63	13.93	14.61	15.60	17.57	20.52	23.47	26.43	29.38	31.74	32.43	39.22	1.048	21	22
10.78	11.76	12.75	13.73	14.03	14.71	15.70	17.67	20.62	23.57	26.53	29.48	31.84	32.53	39.32	1.050	20	21
10.88	11.86	12.85	13.83	14.13	14.81	15.80	17.77	20.72	23.67	26.63	29.58	31.94	32.63	39.42	1.053	19	20
8.96	9.94	10.93	11.91	12.21	12.89	13.88	15.85	18.80	21.75	24.71	27.66	30.02	30.71	37.50	1.053	38	40
10.97	11.96	12.94	13.93	14.22	14.91	15.89	17.86	20.82	23.77	26.72	29.67	32.04	32.72	39.52	1.056	18	19
9.15	10.14	11.12	12.11	12.40	13.09	14.07	16.04	19.00	21.95	24.90	27.85	30.22	30.90	37.70	1.056	36	38
9.35	10.34	11.32	12.31	12.60	13.29	14.27	16.24	19.20	22.15	25.10	28.05	30.42	31.10	37.90	1.059	34	36
5.90	6.89	7.87	8.86	9.15	9.84	10.82	12.79	15.75	18.70	21.66	24.61	26.97	27.66	34.45	1.059	68	72
9.55	10.53	11.52	12.50	12.80	13.48	14.47	16.44	19.39	22.34	25.30	28.25	30.61	31.30	38.09	1.063	32	34
6.30	7.28	8.27	9.25	9.55	10.23	11.22	13.19	16.14	19.09	22.05	25.00	27.36	28.05	34.84	1.063	64	68
9.74	10.73	11.71	12.70	12.99	13.68	14.66	16.63	19.59	22.54	25.49	28.44	30.81	31.49	38.29	1.067	30	32
8.22	9.20	10.19	11.17	11.47	12.15	13.14	15.11	18.06	21.01	23.97	26.92	29.28	29.97	36.76	1.067	45	48
6.69	7.68	8.66	9.65	9.94	10.63	11.61	13.58	16.54	19.49	22.44	25.39	27.76	28.44	35.24	1.067	60	64
9.94	10.93	11.91	12.90	13.19	13.88	14.86	16.83	19.79	22.74	25.69	28.64	31.01	31.69	38.49	1.071	28	30
7.08	8.07	9.06	10.04	10.34	11.02	12.01	13.98	16.93	19.88	22.84	25.79	28.15	28.84	35.63	1.071	56	60
10.14	11.12	12.11	13.09	13.39	14.07	15.06	17.03	19.98	22.93	25.89	28.84	31.20	31.89	38.68	1.077	26	28
7.48	8.46	9.45	10.43	10.73	11.41	12.40	14.37	17.32	20.27	23.23	26.18	28.54	29.23	36.02	1.077	52	56
10.33	11.32	12.30	13.29	13.58	14.27	15.25	17.22	20.18	23.13	26.08	29.03	31.40	32.08	38.88	1.083	24	26
7.87	8.86	9.84	10.83	11.12	11.81	12.79	14.76	17.72	20.67	23.62	26.57	28.94	29.62	36.42	1.083	48	52
10.43	11.42	12.40	13.39	13.68	14.37	15.35	17.32	20.28	23.23	26.18	29.13	31.50	32.18	38.98	1.087	23	25
10.53	11.52	12.50	13.49	13.78	14.47	15.45	17.42	20.38	23.33	26.28	29.23	31.60	32.28	39.08	1.091	22	24
8.27	9.25	10.24	11.22	11.52	12.20	13.19	15.16	18.11	21.06	24.02	26.97	29.33	30.02	36.81	1.091	44	48
10.63	11.61	12.60	13.58	13.88	14.56	15.55	17.52	20.47	23.42	26.38	29.33	31.69	32.38	39.17	1.095	21	23
10.73	11.71	12.70	13.68	13.98	14.66	15.65	17.62	20.57	23.52								

Sprocket Combinations				Speed Ratio	Center Distance, Inches															
DriveR		DriveN			300-5MGT P.L. 11.811 60 Teeth	355-5MGT P.L. 13.976 71 Teeth	375-5MGT P.L. 14.764 75 Teeth	400-5MGT P.L. 15.748 80 Teeth	405-5MGT P.L. 15.945 81 Teeth	425-5MGT P.L. 16.732 86 Teeth	450-5MGT P.L. 17.716 90 Teeth	500-5MGT P.L. 19.685 100 Teeth	535-5MGT P.L. 21.063 107 Teeth	565-5MGT P.L. 22.244 113 Teeth	575-5MGT P.L. 22.638 115 Teeth	590-5MGT P.L. 22.835 116 Teeth	600-5MGT P.L. 23.622 120 Teeth	625-5MGT P.L. 24.606 125 Teeth		
No. of Grooves	Pitch Diameter (Inches)	No. of Grooves	Pitch Diameter (Inches)																	
34	2.130	40	2.506	1.176		3.34	3.73	4.23	4.32	4.72	5.22	6.20	6.89	7.48	7.68	7.77	8.17	8.66	5.01	
68	4.261	80	5.013	1.176																
22	1.379	26	1.629	1.182	3.54	4.63	5.02	5.51	5.61	6.00	6.50	7.48	8.17	8.76	8.96	9.05	9.45	9.94		
44	2.757	52	3.258	1.182						3.63	4.13	5.11	5.80	6.39	6.59	6.69	7.08	7.58		
38	2.381	45	2.820	1.184			3.29	3.78	3.88	4.27	4.77	5.75	6.44	7.03	7.23	7.33	7.72	8.22		
32	2.005	38	2.381	1.188		3.54	3.93	4.43	4.52	4.92	5.41	6.39	7.08	7.67	7.87	7.97	8.36	8.86		
21	1.316	25	1.566	1.190	3.64	4.72	5.11	5.61	5.71	6.10	6.60	7.58	8.27	8.86	9.06	9.15	9.55	10.04		
20	1.253	24	1.504	1.200	3.74	4.82	5.21	5.71	5.80	6.20	6.69	7.67	8.36	8.95	9.15	9.25	9.64	10.14		
25	1.566	30	1.880	1.200	3.19	4.28	4.67	5.17	5.26	5.66	6.15	7.13	7.82	8.41	8.61	8.71	9.10	9.60		
30	1.880	36	2.256	1.200	2.65	3.74	4.13	4.62	4.72	5.11	5.61	6.59	7.28	7.87	8.07	8.16	8.56	9.05		
40	2.506	48	3.008	1.200				3.54	3.63	4.03	4.52	5.50	6.19	6.78	6.98	7.08	7.48	7.97		
50	3.133	60	3.760	1.200								4.42	5.11	5.70	5.90	5.99	6.39	6.88		
60	3.760	72	4.511	1.200										4.61	4.81	4.90	5.30	5.80		
19	1.191	23	1.441	1.211	3.84	4.92	5.31	5.81	5.90	6.30	6.79	7.77	8.46	9.05	9.25	9.35	9.74	10.24		
28	1.754	34	2.130	1.214	2.85	3.94	4.33	4.82	4.92	5.31	5.81	6.79	7.48	8.07	8.27	8.36	8.76	9.25		
56	3.509	68	4.261	1.214									4.41	5.00	5.20	5.30	5.70	6.19		
23	1.441	28	1.754	1.217	3.39	4.48	4.87	5.36	5.46	5.85	6.35	7.33	8.02	8.61	8.81	8.90	9.30	9.79		
18	1.128	22	1.379	1.222	3.93	5.02	5.41	5.90	6.00	6.39	6.89	7.87	8.56	9.15	9.35	9.45	9.84	10.34		
36	2.256	44	2.757	1.222		3.04	3.43	3.93	4.03	4.42	4.92	5.90	6.59	7.18	7.38	7.47	7.87	8.36		
26	1.629	32	2.005	1.231	3.05	4.13	4.52	5.02	5.11	5.51	6.00	6.98	7.67	8.26	8.46	8.56	8.95	9.45		
52	3.258	64	4.010	1.231								4.11	4.81	5.40	5.60	5.69	6.09	6.59		
21	1.316	26	1.629	1.238	3.59	4.67	5.06	5.56	5.65	6.05	6.55	7.53	8.22	8.81	9.01	9.10	9.50	9.99		
45	2.820	56	3.509	1.244							3.87	4.86	5.55	6.14	6.34	6.43	6.83	7.33		
20	1.253	25	1.566	1.250	3.69	4.77	5.16	5.66	5.75	6.15	6.64	7.62	8.31	8.90	9.10	9.20	9.59	10.09		
24	1.504	30	1.880	1.250	3.24	4.33	4.72	5.21	5.31	5.70	6.20	7.18	7.87	8.46	8.66	8.76	9.15	9.65		
32	2.005	40	2.506	1.250		3.44	3.83	4.32	4.42	4.82	5.31	6.29	6.98	7.57	7.77	7.87	8.26	8.76		
36	2.256	45	2.820	1.250		2.99	3.38	3.88	3.97	4.37	4.87	5.85	6.54	7.13	7.33	7.42	7.82	8.31		
40	2.506	50	3.133	1.250				3.43	3.53	3.92	4.42	5.40	6.09	6.68	6.88	6.98	7.37	7.87		
48	3.008	60	3.760	1.250								4.51	5.20	5.79	5.99	6.09	6.48	6.98		
64	4.010	80	5.013	1.250													4.70	5.19		
19	1.191	24	1.504	1.263	3.79	4.87	5.26	5.76	5.85	6.25	6.74	7.72	8.41	9.00	9.20	9.30	9.69	10.19		
38	2.381	48	3.008	1.263			3.13	3.63	3.72	4.12	4.62	5.60	6.29	6.88	7.08	7.18	7.57	8.07		
30	1.880	38	2.381	1.267	2.55	3.63	4.03	4.52	4.62	5.01	5.51	6.49	7.18	7.77	7.97	8.06	8.46	8.95		
22	1.379	28	1.754	1.273	3.44	4.53	4.92	5.41	5.51	5.90	6.40	7.38	8.07	8.66	8.86	8.95	9.35	9.84		
44	2.757	56	3.509	1.273							3.92	4.90	5.60	6.19	6.39	6.48	6.88	7.37		
18	1.128	23	1.441	1.278	3.88	4.97	5.36	5.86	5.95	6.35	6.84	7.82	8.51	9.10	9.30	9.40	9.79	10.29		
25	1.566	32	2.005	1.280	3.09	4.18	4.57	5.07	5.16	5.56	6.05	7.03	7.72	8.31	8.51	8.61	9.00	9.50		
50	3.133	64	4.010	1.280								4.21	4.90	5.49	5.69	5.79	6.18	6.68		
28	1.754	36	2.256	1.286	2.74	3.83	4.22	4.72	4.81	5.21	5.71	6.69	7.38	7.97	8.17	8.26	8.66	9.15		
56	3.509	72	4.511	1.286								4.20	4.79	5.00	5.09	5.19	5.59	6.09		
34	2.130	44	2.757	1.294		3.14	3.53	4.02	4.12	4.52	5.01	5.99	6.68	7.28	7.48	7.57	7.97	8.46		
20	1.253	26	1.629	1.300	3.64	4.72	5.11	5.61	5.70	6.10	6.59	7.57	8.26	8.85	9.05	9.15	9.54	10.04		
40	2.506	52	3.258	1.300				3.33	3.42	3.82	4.32	5.30	5.99	6.58	6.78	6.88	7.27	7.77		
23	1.441	30	1.880	1.304	3.29	4.38	4.77	5.26	5.36	5.75	6.25	7.23	7.92	8.51	8.71	8.80	9.20	9.69		
26	1.629	34	2.130	1.308	2.94	4.03	4.42	4.92	5.01	5.41	5.90	6.88	7.57	8.16	8.36	8.46	8.85	9.35		
52	3.258	68	4.261	1.308									4.60	5.19	5.39	5.49	5.88	6.38		
19	1.191	25	1.566	1.316	3.73	4.82	5.21	5.71	5.80	6.20	6.69	7.67	8.36	8.95	9.15	9.25	9.64	10.14		
38	2.381	50	3.133	1.316				3.52	3.62	4.02	4.51	5.50	6.19	6.78	6.98	7.07	7.47	7.97		
34	2.130	45	2.820	1.324		3.08	3.48	3.97	4.07	4.46	4.96	5.94	6.63	7.22	7.42	7.52	7.91	8.41		
68	4.261	90	5.639	1.324																
18	1.128	24	1.504	1.333	3.83	4.92	5.31	5.80	5.90	6.30	6.79	7.77	8.46	9.05	9.25	9.35	9.74	10.24		
21	1.316	28	1.754	1.333	3.49	4.57	4.96	5.46	5.55	5.95	6.45	7.43	8.12	8.71	8.91	9.00	9.40	9.89		
24	1.504	32	2.005	1.333	3.14	4.23	4.62	5.11	5.21	5.60	6.10	7.08	7.77	8.36	8.56	8.66	9.05	9.55		
30	1.880	40	2.506	1.333		3.53	3.92	4.42	4.51	4.91	5.41	6.39	7.08	7.67	7.87	7.96	8.36	8.85		
36	2.256	48	3.008	1.333			3.22	3.72	3.82	4.21	4.71	5.69	6.38	6.98	7.18	7.27	7.67	8.16		
45	2.820	60	3.760	1.333							3.66	4.65	5.34	5.93	6.13	6.23	6.63	7.12		
48	3.008	64	4.010	1.333								4.30	4.99	5.59	5.79	5.88	6.28	6.77		
60	3.760	80	5.013	1.333													4.88	5.38		
28	1.754	38	2.381	1.357	2.64	3.73	4.12	4.62	4.71	5.11	5.60	6.58	7.28	7.87	8.07	8.16	8.56	9.05		
25	1.566	34	2.130	1.360	2.99	4.08	4.47	4.96	5.06	5.45	5.95	6.93	7.62	8.21	8.41	8.51	8.90	9.40		
50	3.133	68	4.261	1.360									4.69	5.28	5.48	5.58	5.98	6.47		
22	1.379	30	1.880	1.364	3.34	4.42	4.81	5.31	5.40	5.80	6.30	7.28	7.97	8.56	8.76	8.85	9.25	9.74		
44	2.757	60	3.760	1.364							3.71	4.69	5.39	5.98	6.18	6.28	6.67	7.17		
19	1.191	26	1.629	1.368	3.68	4.77	5.16	5.66	5.75	6.15	6.64	7.62	8.31	8.90	9.10					

Center Distance, Inches															Sprocket Combinations		
															Speed Ratio	DriveR	DriveN
																No. of Grooves	No. of Grooves
650-5MGT P.L. 25.590 130 Teeth	700-5MGT P.L. 27.559 140 Teeth	750-5MGT P.L. 29.528 150 Teeth	800-5MGT P.L. 31.496 160 Teeth	815-5MGT P.L. 32.087 163 Teeth	850-5MGT P.L. 33.465 170 Teeth	900-5MGT P.L. 35.433 180 Teeth	1000-5MGT P.L. 39.370 200 Teeth	1150-5MGT P.L. 45.276 230 Teeth	1300-5MGT P.L. 51.181 260 Teeth	1450-5MGT P.L. 57.087 290 Teeth	1600-5MGT P.L. 62.992 320 Teeth	1720-5MGT P.L. 67.716 344 Teeth	1755-5MGT P.L. 68.094 351 Teeth	2100-5MGT P.L. 82.677 420 Teeth			
9.15	10.14	11.12	12.11	12.40	13.09	14.07	16.04	19.00	21.95	24.90	27.85	30.22	30.90	37.70	1.176	34	40
5.50	6.49	7.47	8.46	8.75	9.44	10.42	12.40	15.35	18.30	21.26	24.21	26.57	27.26	34.05	1.176	68	80
10.43	11.42	12.40	13.39	13.68	14.37	15.35	17.32	20.28	23.23	26.18	29.13	31.50	32.18	38.98	1.182	22	26
8.07	9.05	10.04	11.02	11.32	12.00	12.99	14.96	17.91	20.86	23.82	26.77	29.13	29.82	36.61	1.182	44	52
8.71	9.69	10.68	11.66	11.96	12.64	13.63	15.60	18.55	21.50	24.46	27.41	29.77	30.46	37.25	1.184	38	45
9.35	10.33	11.32	12.30	12.60	13.28	14.27	16.24	19.19	22.14	25.10	28.05	30.41	31.10	37.89	1.188	32	38
10.53	11.52	12.50	13.49	13.78	14.47	15.45	17.42	20.38	23.33	26.28	29.23	31.60	32.28	39.08	1.190	21	25
10.63	11.61	12.60	13.58	13.88	14.56	15.55	17.52	20.47	23.42	26.38	29.33	31.69	32.38	39.17	1.200	20	24
10.09	11.07	12.06	13.04	13.34	14.02	15.01	16.98	19.93	22.88	25.84	28.79	31.15	31.84	38.63	1.200	25	30
9.54	10.53	11.52	12.50	12.80	13.48	14.47	16.44	19.39	22.34	25.30	28.25	30.61	31.30	38.09	1.200	30	36
8.46	9.45	10.43	11.42	11.71	12.40	13.38	15.35	18.31	21.26	24.21	27.16	29.53	30.21	37.01	1.200	40	48
7.37	8.36	9.35	10.33	10.63	11.31	12.30	14.27	17.22	20.17	23.13	26.08	28.44	29.13	35.92	1.200	50	60
6.29	7.27	8.26	9.25	9.54	10.23	11.21	13.18	16.14	19.09	22.05	25.00	27.36	28.05	34.84	1.200	60	72
10.73	11.71	12.70	13.68	13.98	14.66	15.65	17.62	20.57	23.52	26.48	29.43	31.79	32.48	39.27	1.211	19	23
9.74	10.73	11.71	12.70	12.99	13.68	14.66	16.63	19.59	22.54	25.49	28.44	30.81	31.49	38.29	1.214	28	34
6.68	7.67	8.65	9.64	9.94	10.62	11.61	13.58	16.53	19.48	22.44	25.39	27.75	28.44	35.24	1.214	56	68
10.28	11.27	12.25	13.24	13.53	14.22	15.20	17.17	20.13	23.08	26.04	28.99	31.35	32.04	38.83	1.217	23	28
10.83	11.81	12.80	13.78	14.08	14.76	15.75	17.72	20.67	23.62	26.58	29.53	31.89	32.58	39.37	1.222	18	22
8.85	9.84	10.82	11.81	12.11	12.79	13.78	15.75	18.70	21.65	24.61	27.56	29.92	30.61	37.40	1.222	36	44
9.94	10.92	11.91	12.89	13.19	13.87	14.86	16.83	19.78	22.74	25.69	28.64	31.01	31.69	38.49	1.231	26	32
7.08	8.06	9.05	10.03	10.33	11.02	12.00	13.97	16.93	19.88	22.83	25.78	28.15	28.83	35.63	1.231	52	64
10.48	11.47	12.45	13.44	13.73	14.42	15.40	17.37	20.33	23.28	26.23	29.18	31.55	32.23	39.03	1.238	21	26
7.82	8.80	9.79	10.77	11.07	11.75	12.74	14.71	17.67	20.62	23.57	26.52	28.89	29.57	36.37	1.244	45	56
10.58	11.56	12.55	13.54	13.83	14.52	15.50	17.47	20.43	23.38	26.33	29.28	31.65	32.33	39.13	1.250	20	25
10.14	11.12	12.11	13.09	13.39	14.07	15.06	17.03	19.98	22.93	25.89	28.84	31.20	31.89	38.68	1.250	24	30
9.25	10.23	11.22	12.20	12.50	13.18	14.17	16.14	19.10	22.05	25.00	27.95	30.32	31.00	37.80	1.250	32	40
8.80	9.79	10.77	11.76	12.06	12.74	13.73	15.70	18.65	21.60	24.56	27.51	29.87	30.56	37.35	1.250	36	45
8.36	9.35	10.33	11.32	11.61	12.30	13.28	15.25	18.21	21.16	24.11	27.06	29.43	30.11	36.91	1.250	40	50
7.47	8.46	9.44	10.43	10.72	11.41	12.39	14.36	17.32	20.27	23.23	26.18	28.54	29.23	36.02	1.250	48	60
5.69	6.67	7.66	8.65	8.94	9.63	10.62	12.59	15.55	18.50	21.45	24.40	26.77	27.45	34.25	1.250	64	80
10.68	11.66	12.65	13.63	13.93	14.61	15.60	17.57	20.52	23.47	26.43	29.38	31.74	32.43	39.22	1.263	19	24
8.56	9.54	10.53	11.51	11.81	12.49	13.48	15.45	18.40	21.36	24.31	27.26	29.63	30.31	37.11	1.263	38	48
9.45	10.43	11.42	12.40	12.70	13.38	14.37	16.34	19.29	22.24	25.20	28.15	30.51	31.20	37.99	1.267	30	38
10.33	11.32	12.30	13.29	13.58	14.27	15.25	17.22	20.18	23.13	26.08	29.03	31.40	32.08	38.88	1.273	22	28
7.86	8.85	9.84	10.82	11.12	11.80	12.79	14.76	17.71	20.67	23.62	26.57	28.94	29.62	36.42	1.273	44	56
10.78	11.76	12.75	13.73	14.03	14.71	15.70	17.67	20.62	23.57	26.53	29.48	31.84	32.53	39.32	1.278	18	23
9.99	10.97	11.96	12.94	13.24	13.92	14.91	16.88	19.83	22.78	25.74	28.69	31.05	31.74	38.53	1.280	25	32
7.17	8.16	9.14	10.13	10.43	11.11	12.10	14.07	17.02	19.98	22.93	25.88	28.25	28.93	35.73	1.280	50	64
9.64	10.63	11.61	12.60	12.89	13.58	14.56	16.53	19.49	22.44	25.39	28.34	30.71	31.39	38.19	1.286	28	36
6.48	7.46	8.45	9.44	9.73	10.42	11.41	13.38	16.33	19.28	22.24	25.19	27.56	28.24	35.04	1.286	56	72
8.95	9.94	10.92	11.91	12.20	12.89	13.87	15.84	18.80	21.75	24.70	27.65	30.02	30.71	37.50	1.294	34	44
10.53	11.51	12.50	13.49	13.78	14.47	15.45	17.42	20.38	23.33	26.28	29.23	31.60	32.28	39.08	1.300	20	26
8.26	9.25	10.23	11.22	11.51	12.20	13.18	15.15	18.11	21.06	24.02	26.97	29.33	30.02	36.81	1.300	40	52
10.18	11.17	12.15	13.14	13.43	14.12	15.11	17.08	20.03	22.98	25.94	28.89	31.25	31.94	38.73	1.304	23	30
9.84	10.82	11.81	12.80	13.09	13.78	14.76	16.73	19.69	22.64	25.59	28.54	30.91	31.59	38.39	1.308	26	34
6.87	7.86	8.85	9.83	10.13	10.81	11.80	13.77	16.73	19.68	22.63	25.58	27.95	28.64	35.43	1.308	52	68
10.63	11.61	12.60	13.58	13.88	14.56	15.55	17.52	20.47	23.42	26.38	29.33	31.69	32.38	39.17	1.316	19	25
8.46	9.44	10.43	11.41	11.71	12.39	13.38	15.35	18.31	21.26	24.21	27.16	29.53	30.21	37.01	1.316	38	50
8.90	9.89	10.87	11.86	12.15	12.84	13.82	15.79	18.75	21.70	24.65	27.61	29.97	30.66	37.45	1.324	34	45
	5.96	6.96	7.94	8.24	8.93	9.92	11.89	14.85	17.80	20.76	23.71	26.08	26.76	33.56	1.324	68	90
10.73	11.71	12.70	13.68	13.98	14.66	15.65	17.62	20.57	23.52	26.48	29.43	31.79	32.48	39.27	1.333	18	24
10.38	11.37	12.35	13.34	13.63	14.32	15.30	17.27	20.23	23.18	26.13	29.08	31.45	32.13	38.93	1.333	21	28
10.04	11.02	12.01	12.99	13.29	13.97	14.96	16.93	19.88	22.83	25.79	28.74	31.10	31.79	38.58	1.333	24	32
9.35	10.33	11.32	12.30	12.60	13.28	14.27	16.24	19.19	22.14	25.10	28.05	30.41	31.10	37.89	1.333	30	40
8.65	9.64	10.62	11.61	11.90	12.59	13.58	15.55	18.50	21.45	24.41	27.36	29.72	30.41	37.20	1.333	36	48
7.61	8.60	9.59	10.57	10.87	11.55	12.54	14.51	17.47	20.42	23.37	26.32	28.69	29.37	36.17	1.333	45	60
7.27	8.25	9.24	10.23	10.52	11.21	12.19	14.16	17.12	20.07	23.03	25.98	28.34	29.03	35.82	1.333	48	64
5.87	6.86	7.85	8.84	9.13													

Sprocket Combinations				Speed Ratio	Center Distance, Inches															
DriveR		DriveN																		
No. of Grooves	Pitch Diameter (Inches)	No. of Grooves	Pitch Diameter (Inches)		300-5MGT P.L. 11.811 60 Teeth	355-5MGT P.L. 13.976 71 Teeth	375-5MGT P.L. 14.764 75 Teeth	400-5MGT P.L. 15.748 80 Teeth	405-5MGT P.L. 15.945 81 Teeth	425-5MGT P.L. 16.732 85 Teeth	450-5MGT P.L. 17.716 90 Teeth	500-5MGT P.L. 19.685 100 Teeth	535-5MGT P.L. 21.063 107 Teeth	565-5MGT P.L. 22.244 113 Teeth	575-5MGT P.L. 22.638 115 Teeth	590-5MGT P.L. 22.835 116 Teeth	600-5MGT P.L. 23.622 120 Teeth	625-5MGT P.L. 24.606 125 Teeth		
22	1.379	32	2.005	1.455	3.23	4.32	4.71	5.21	5.30	5.70	6.19	7.18	7.87	8.46	8.66	8.75	9.15	9.64		
44	2.757	64	4.010	1.455								4.48	5.18	5.77	5.97	6.07	6.46	6.96		
26	1.629	38	2.381	1.462	2.73	3.82	4.21	4.71	4.81	5.20	5.70	6.68	7.37	7.96	8.16	8.26	8.65	9.15		
30	1.880	44	2.757	1.467		3.32	3.71	4.21	4.31	4.70	5.20	6.18	6.87	7.47	7.67	7.76	8.16	8.65		
34	2.130	50	3.133	1.471			3.21	3.71	3.80	4.20	4.70	5.68	6.38	6.97	7.17	7.26	7.66	8.16		
19	1.191	28	1.754	1.474	3.58	4.67	5.06	5.55	5.65	6.05	6.54	7.52	8.21	8.80	9.00	9.10	9.49	9.99		
38	2.381	56	3.509	1.474					3.30	3.70	4.20	5.18	5.88	6.47	6.67	6.77	7.16	7.66		
23	1.441	34	2.130	1.478	3.08	4.17	4.56	5.06	5.15	5.55	6.05	7.03	7.72	8.31	8.51	8.60	9.00	9.49		
20	1.253	30	1.880	1.500	3.43	4.52	4.91	5.41	5.50	5.90	6.39	7.37	8.06	8.65	8.85	8.95	9.34	9.84		
24	1.504	36	2.256	1.500	2.93	4.02	4.41	4.91	5.00	5.40	5.89	6.88	7.57	8.16	8.36	8.45	8.85	9.34		
30	1.880	45	2.820	1.500		3.26	3.66	4.16	4.25	4.65	5.15	6.13	6.82	7.41	7.61	7.71	8.11	8.60		
32	2.005	48	3.008	1.500		3.01	3.41	3.91	4.00	4.40	4.90	5.88	6.57	7.17	7.37	7.46	7.86	8.35		
40	2.506	60	3.760	1.500							3.89	4.88	5.57	6.17	6.37	6.46	6.86	7.36		
48	3.008	72	4.511	1.500									4.56	5.16	5.36	5.46	5.86	6.36		
60	3.760	90	5.639	1.500																
45	2.820	68	4.261	1.511								4.22	4.92	5.51	5.71	5.81	6.21	6.70		
25	1.566	38	2.381	1.520	2.78	3.87	4.26	4.76	4.85	5.25	5.75	6.73	7.42	8.01	8.21	8.31	8.70	9.20		
21	1.316	32	2.005	1.524	3.28	4.37	4.76	5.26	5.35	5.75	6.24	7.22	7.91	8.50	8.70	8.80	9.20	9.69		
34	2.130	52	3.258	1.529			3.10	3.60	3.70	4.09	4.59	5.58	6.27	6.87	7.07	7.16	7.56	8.05		
26	1.629	40	2.506	1.538	2.62	3.72	4.11	4.61	4.70	5.10	5.60	6.58	7.27	7.86	8.06	8.16	8.55	9.05		
52	3.258	80	5.013	1.538									4.54	4.74	4.84	5.24	5.74			
22	1.379	34	2.130	1.545	3.13	4.22	4.61	5.11	5.20	5.60	6.09	7.07	7.76	8.36	8.56	8.65	9.05	9.54		
44	2.757	68	4.261	1.545								4.26	4.96	5.56	5.76	5.85	6.25	6.75		
18	1.128	28	1.754	1.556	3.63	4.72	5.11	5.60	5.70	6.09	6.59	7.57	8.26	8.85	9.05	9.15	9.54	10.04		
36	2.256	56	3.509	1.556				3.29	3.38	3.79	4.29	5.27	5.97	6.56	6.76	6.86	7.26	7.75		
32	2.005	50	3.133	1.563		2.90	3.30	3.80	3.89	4.29	4.79	5.78	6.47	7.06	7.26	7.36	7.75	8.25		
23	1.441	36	2.256	1.565	2.97	4.07	4.46	4.95	5.05	5.45	5.94	6.92	7.62	8.21	8.41	8.50	8.90	9.39		
28	1.754	44	2.757	1.571		3.41	3.80	4.30	4.40	4.80	5.29	6.28	6.97	7.56	7.76	7.86	8.25	8.75		
19	1.191	30	1.880	1.579	3.48	4.57	4.96	5.45	5.55	5.94	6.44	7.42	8.11	8.70	8.90	9.00	9.39	9.89		
38	2.381	60	3.760	1.579						3.47	3.98	4.97	5.66	6.26	6.46	6.56	6.95	7.45		
24	1.504	38	2.381	1.583	2.82	3.91	4.31	4.80	4.90	5.30	5.79	6.77	7.47	8.06	8.26	8.35	8.75	9.24		
20	1.253	32	2.005	1.600	3.32	4.42	4.81	5.30	5.40	5.79	6.29	7.27	7.96	8.55	8.75	8.85	9.24	9.74		
25	1.566	40	2.506	1.600	2.67	3.76	4.16	4.65	4.75	5.15	5.64	6.63	7.32	7.91	8.11	8.20	8.60	9.09		
30	1.880	48	3.008	1.600		3.10	3.50	4.00	4.09	4.49	4.99	5.97	6.67	7.26	7.46	7.55	7.95	8.45		
40	2.506	64	4.010	1.600							3.66	4.66	5.36	5.95	6.16	6.25	6.65	7.15		
45	2.820	72	4.511	1.600								3.99	4.70	5.29	5.50	5.59	5.99	6.49		
50	3.133	80	5.013	1.600										4.63	4.83	4.93	5.33	5.83		
28	1.754	45	2.820	1.607		3.36	3.75	4.25	4.34	4.74	5.24	6.22	6.92	7.51	7.71	7.80	8.20	8.70		
56	3.509	90	5.639	1.607														5.01		
21	1.316	34	2.130	1.619	3.17	4.26	4.66	5.15	5.25	5.64	6.14	7.12	7.81	8.40	8.60	8.70	9.09	9.59		
32	2.005	52	3.258	1.625			3.18	3.69	3.78	4.18	4.68	5.67	6.37	6.96	7.16	7.25	7.65	8.15		
22	1.379	36	2.256	1.636	3.02	4.11	4.50	5.00	5.10	5.49	5.99	6.97	7.66	8.25	8.45	8.55	8.94	9.44		
44	2.757	72	4.511	1.636								4.04	4.74	5.34	5.54	5.64	6.04	6.54		
34	2.130	56	3.509	1.647				3.38	3.47	3.87	4.38	5.37	6.06	6.66	6.86	6.95	7.35	7.85		
68	4.261	112	7.018	1.647																
23	1.441	38	2.381	1.652	2.86	3.96	4.35	4.85	4.95	5.34	5.84	6.82	7.51	8.10	8.30	8.40	8.80	9.29		
18	1.128	30	1.880	1.667	3.52	4.61	5.00	5.50	5.59	5.99	6.49	7.47	8.16	8.75	8.95	9.04	9.44	9.94		
24	1.504	40	2.506	1.667	2.71	3.81	4.20	4.70	4.79	5.19	5.69	6.67	7.36	7.95	8.16	8.25	8.65	9.14		
30	1.880	50	3.133	1.667		2.99	3.38	3.89	3.98	4.38	4.88	5.87	6.56	7.16	7.36	7.45	7.85	8.34		
36	2.256	60	3.760	1.667						3.56	4.07	5.06	5.76	6.35	6.55	6.65	7.04	7.54		
48	3.008	80	5.013	1.667										4.71	4.92	5.01	5.42	5.92		
19	1.191	32	2.005	1.684	3.37	4.46	4.85	5.35	5.44	5.84	6.34	7.32	8.01	8.60	8.80	8.90	9.29	9.79		
38	2.381	64	4.010	1.684						3.75	4.25	5.23	5.92	6.51	6.71	6.81	7.20	7.70		
26	1.629	44	2.757	1.692		3.50	3.89	4.39	4.49	4.89	5.39	6.37	7.06	7.65	7.85	7.95	8.35	8.84		
20	1.253	34	2.130	1.700	3.22	4.31	4.70	5.20	5.29	5.69	6.19	7.17	7.86	8.45	8.65	8.75	9.14	9.64		
40	2.506	68	4.261	1.700								4.44	5.14	5.74	5.94	6.04	6.44	6.93		
21	1.316	36	2.256	1.714	3.06	4.16	4.55	5.05	5.14	5.54	6.04	7.02	7.71	8.30	8.50	8.60	8.99	9.49		
28	1.754	48	3.008	1.714		3.19	3.58	4.09	4.18	4.58	5.08	6.07	6.76	7.35	7.55	7.65	8.05	8.54		
22	1.379	38	2.381	1.727	2.91	4.01	4.40	4.90	4.99	5.39	5.89	6.87	7.56	8.15	8.35	8.45	8.84	9.34		
26	1.629	45	2.820	1.731		3.44	3.84	4.34	4.44	4.83	5.33	6.32	7.01	7.60	7.80	7.90	8.29	8.79		
52	3.258	90	5.639	1.731													4.67	5.18		
30	1.880	52	3.258	1.733			3.27	3.78	3.87	4.27	4.77	5.76	6.46	7.05	7.25	7.35	7.74	8.24		
23	1.441	40	2.506	1.739	2.75	3.85	4.25	4.75	4.84	5.24	5.74	6.72	7.41	8.00	8.20	8.30	8.69	9.19		
32	2.005	56	3.509	1.750				3.46	3.56	3.96	4.47	5.46	6.15	6.75	6.95	7.04	7.44	7.94		
64	4.010	112	7.018	1.750																
25	1.566	44	2.757	1.760		3.54	3.94	4.44	4.54	4.93	5.43	6.42	7.11	7.70	7.90	8.00	8.39	8.89		
34	2.130	60	3.760	1.765						3.										

Center Distance, Inches															Speed Ratio	Sprocket Combinations	
650-5MGT P.L. 25.590 130 Teeth	700-5MGT P.L. 27.559 140 Teeth	750-5MGT P.L. 29.528 150 Teeth	800-5MGT P.L. 31.496 160 Teeth	815-5MGT P.L. 32.087 163 Teeth	850-5MGT P.L. 33.465 170 Teeth	900-5MGT P.L. 35.433 180 Teeth	1000-5MGT P.L. 39.370 200 Teeth	1150-5MGT P.L. 45.276 230 TeethH	1300-5MGT P.L. 51.181 260 Teeth	1450-5MGT P.L. 57.087 290 Teeth	1600-5MGT P.L. 62.992 320 Teeth	1720-5MGT P.L. 67.716 344 Teeth	1755-5MGT P.L. 68.094 351 Teeth	2100-5MGT P.L. 82.677 420 Teeth		DriveR	DriveN
																No. of Grooves	No. of Grooves
10.13	11.12	12.10	13.09	13.38	14.07	15.05	17.02	19.98	22.93	25.89	28.84	31.20	31.89	38.68	1.455	22	32
7.45	8.44	9.43	10.42	10.71	11.40	12.38	14.36	17.31	20.27	23.22	26.17	28.54	29.22	36.02	1.455	44	64
9.64	10.62	11.61	12.59	12.89	13.58	14.56	16.53	19.49	22.44	25.39	28.34	30.71	31.39	38.19	1.462	26	38
9.14	10.13	11.11	12.10	12.40	13.08	14.07	16.04	18.99	21.94	24.90	27.85	30.21	30.90	37.70	1.467	30	44
8.65	9.63	10.62	11.61	11.90	12.59	13.57	15.54	18.50	21.45	24.41	27.36	29.72	30.41	37.20	1.471	34	50
10.48	11.46	12.45	13.43	13.73	14.41	15.40	17.37	20.33	23.28	26.23	29.18	31.55	32.23	39.03	1.474	19	28
8.15	9.14	10.12	11.11	11.41	12.09	13.08	15.05	18.01	20.96	23.91	26.86	29.23	29.91	36.71	1.474	38	56
9.98	10.97	11.96	12.94	13.24	13.92	14.91	16.88	19.83	22.78	25.74	28.69	31.05	31.74	38.53	1.478	23	34
10.33	11.32	12.30	13.29	13.58	14.27	15.25	17.22	20.18	23.13	26.08	29.03	31.40	32.08	38.88	1.500	20	30
9.83	10.82	11.81	12.79	13.09	13.77	14.76	16.73	19.68	22.63	25.59	28.54	30.90	31.59	38.39	1.500	24	36
9.09	10.08	11.06	12.05	12.34	13.03	14.02	15.99	18.94	21.89	24.85	27.80	30.16	30.85	37.65	1.500	30	45
8.84	9.83	10.82	11.80	12.10	12.78	13.77	15.74	18.70	21.65	24.60	27.55	29.92	30.60	37.40	1.500	32	48
7.85	8.84	9.82	10.81	11.11	11.79	12.78	14.75	17.71	20.66	23.62	26.57	28.93	29.62	36.41	1.500	40	60
6.85	7.84	8.83	9.82	10.11	10.80	11.79	13.76	16.72	19.67	22.63	25.58	27.94	28.63	35.43	1.500	48	72
5.33	6.33	7.32	8.31	8.61	9.30	10.29	12.27	15.23	18.18	21.14	24.09	26.46	27.15	33.95	1.500	60	90
7.20	8.19	9.18	10.16	10.46	11.15	12.13	14.11	17.06	20.02	22.97	25.92	28.29	28.97	35.77	1.511	45	68
9.69	10.67	11.66	12.64	12.94	13.62	14.61	16.58	19.54	22.49	25.44	28.39	30.76	31.44	38.24	1.520	25	38
10.18	11.17	12.15	13.14	13.43	14.12	15.10	17.07	20.03	22.98	25.93	28.88	31.25	31.93	38.73	1.524	21	32
8.54	9.53	10.52	11.50	11.80	12.49	13.47	15.44	18.40	21.35	24.31	27.26	29.62	30.31	37.10	1.529	34	52
9.54	10.52	11.51	12.49	12.79	13.48	14.46	16.43	19.39	22.34	25.29	28.24	30.61	31.29	38.09	1.538	26	40
6.24	7.23	8.22	9.21	9.51	10.20	11.18	13.16	16.12	19.07	22.03	24.98	27.35	28.04	34.83	1.538	52	80
10.03	11.02	12.00	12.99	13.28	13.97	14.95	16.92	19.88	22.83	25.79	28.74	31.10	31.79	38.58	1.545	22	34
7.24	8.23	9.22	10.21	10.51	11.19	12.18	14.15	17.11	20.06	23.02	25.97	28.34	29.02	35.82	1.545	44	68
10.53	11.51	12.50	13.48	13.78	14.46	15.45	17.42	20.37	23.32	26.28	29.23	31.59	32.28	39.08	1.556	18	28
8.24	9.23	10.22	11.20	11.50	12.19	13.17	15.14	18.10	21.05	24.01	26.96	29.33	30.01	36.81	1.556	36	56
8.74	9.73	10.71	11.70	12.00	12.68	13.67	15.64	18.60	21.55	24.50	27.45	29.82	30.50	37.30	1.563	32	50
9.88	10.87	11.85	12.84	13.14	13.82	14.81	16.78	19.73	22.68	25.64	28.59	30.95	31.64	38.43	1.565	23	36
9.24	10.22	11.21	12.20	12.49	13.18	14.16	16.13	19.09	22.04	25.00	27.95	30.31	31.00	37.79	1.571	28	44
10.38	11.36	12.35	13.33	13.63	14.31	15.30	17.27	20.23	23.18	26.13	29.08	31.45	32.13	38.93	1.579	19	30
7.94	8.93	9.92	10.91	11.20	11.89	12.87	14.85	17.80	20.76	23.71	26.66	29.03	29.71	36.51	1.579	38	60
9.73	10.72	11.71	12.69	12.99	13.67	14.66	16.63	19.58	22.53	25.49	28.44	30.81	31.49	38.29	1.583	24	38
10.23	11.21	12.20	13.19	13.48	14.17	15.15	17.12	20.08	23.03	25.98	28.93	31.30	31.98	38.78	1.600	20	32
9.59	10.57	11.56	12.54	12.84	13.52	14.51	16.48	19.44	22.39	25.34	28.29	30.66	31.34	38.14	1.600	25	40
8.94	9.92	10.91	11.90	12.19	12.88	13.86	15.84	18.79	21.74	24.70	27.65	30.02	30.70	37.50	1.600	30	48
7.64	8.63	9.62	10.61	10.90	11.59	12.57	14.55	17.51	20.46	23.42	26.37	28.73	29.42	36.21	1.600	40	64
6.99	7.98	8.97	9.96	10.25	10.94	11.93	13.90	16.86	19.81	22.77	25.72	28.09	28.77	35.57	1.600	45	72
6.33	7.32	8.31	9.30	9.60	10.29	11.28	13.25	16.21	19.17	22.13	25.08	27.45	28.13	34.93	1.600	50	80
9.19	10.17	11.16	12.15	12.44	13.13	14.11	16.08	19.04	21.99	24.95	27.90	30.26	30.95	37.74	1.607	28	45
5.51	6.51	7.50	8.50	8.80	9.49	10.48	12.45	15.42	18.37	21.33	24.29	26.65	27.34	34.14	1.607	56	90
10.08	11.07	12.05	13.04	13.33	14.02	15.00	16.97	19.93	22.88	25.84	28.79	31.15	31.84	38.63	1.619	21	34
8.64	9.63	10.61	11.60	11.89	12.58	13.57	15.54	18.50	21.45	24.40	27.35	29.72	30.40	37.20	1.625	32	52
9.93	10.92	11.90	12.89	13.18	13.87	14.85	16.82	19.78	22.73	25.69	28.64	31.00	31.69	38.48	1.636	22	36
7.03	8.02	9.01	10.00	10.30	10.99	11.97	13.95	16.91	19.86	22.82	25.77	28.14	28.82	35.62	1.636	44	72
8.34	9.33	10.31	11.30	11.60	12.28	13.27	15.24	18.20	21.15	24.11	27.06	29.42	30.11	36.90	1.647	34	56
9.78	10.77	11.75	12.74	13.03	13.72	14.71	16.68	19.63	22.58	25.54	28.49	30.85	31.54	38.34	1.652	68	112
10.43	11.41	12.40	13.38	13.68	14.36	15.35	17.32	20.27	23.22	26.18	29.13	31.50	32.18	38.98	1.667	18	30
9.63	10.62	11.60	12.59	12.89	13.57	14.56	16.53	19.48	22.43	25.39	28.34	30.71	31.39	38.19	1.667	24	40
8.84	9.82	10.81	11.80	12.09	12.78	13.76	15.74	18.69	21.64	24.60	27.55	29.92	30.60	37.40	1.667	30	50
8.03	9.02	10.01	11.00	11.30	11.98	12.97	14.94	17.90	20.85	23.81	26.76	29.13	29.81	36.61	1.667	36	60
6.42	7.41	8.41	9.40	9.69	10.38	11.37	13.35	16.31	19.26	22.22	25.18	27.54	28.23	35.03	1.667	48	80
10.28	11.26	12.25	13.23	13.53	14.21	15.20	17.17	20.13	23.08	26.03	28.98	31.35	32.03	38.83	1.684	19	32
7.73	8.72	9.71	10.70	11.00	11.68	12.67	14.64	17.60	20.55	23.51	26.46	28.83	29.51	36.31	1.684	38	64
9.33	10.32	11.31	12.29	12.59	13.27	14.26	16.23	19.19	22.14	25.09	28.04	30.41	31.10	37.89	1.692	26	44
10.13	11.11	12.10	13.09	13.38	14.07	15.05	17.02	19.98	22.93	25.88	28.83	31.20	31.88	38.68	1.700	20	34
7.43	8.42	9.41	10.40	10.69	11.38	12.37	14.34	17.30	20.26	23.21	26.17	28.53	29.22	36.01	1.700	40	68
9.98	10.96	11.95	12.94	13.23	13.92	14.90	16.87										

Sprocket Combinations				Speed Ratio	Center Distance, Inches															
DriveR		Driven			300-5MGT P.L. 11.811 60 Teeth	355-5MGT P.L. 13.976 71 Teeth	375-5MGT P.L. 14.764 75 Teeth	400-5MGT P.L. 15.748 80 Teeth	405-5MGT P.L. 15.945 81 Teeth	425-5MGT P.L. 16.732 85 Teeth	450-5MGT P.L. 17.716 90 Teeth	500-5MGT P.L. 19.685 100 Teeth	535-5MGT P.L. 21.063 107 Teeth	565-5MGT P.L. 22.244 113 Teeth	575-5MGT P.L. 22.638 115 Teeth	590-5MGT P.L. 22.835 116 Teeth	600-5MGT P.L. 23.622 120 Teeth	625-5MGT P.L. 24.606 125 Teeth		
No. of Grooves	Pitch Diameter (Inches)	No. of Grooves	Pitch Diameter (Inches)																	
24	1.504	45	2.820	1.875		3.53	3.93	4.43	4.53	4.92	5.42	6.41	7.10	7.70	7.90	7.99	8.39	8.88		
32	2.005	60	3.760	1.875				3.23	3.33	3.73	4.24	5.24	5.94	6.53	6.73	6.83	7.23	7.73		
48	3.008	90	5.639	1.875													4.84	5.35		
34	2.130	64	4.010	1.882						3.41	3.92	4.93	5.63	6.23	6.43	6.52	6.92	7.42		
18	1.128	34	2.130	1.889	3.31	4.40	4.79	5.29	5.39	5.78	6.28	7.26	7.96	8.55	8.75	8.84	9.24	9.73		
36	2.256	68	4.261	1.889						3.60	4.61	5.32	5.92	6.12	6.22	6.62	7.12			
19	1.191	36	2.256	1.895	3.15	4.25	4.64	5.14	5.24	5.63	6.13	7.11	7.80	8.40	8.60	8.69	9.09	9.58		
38	2.381	72	4.511	1.895						4.29	5.00	5.61	5.81	5.91	6.31	6.81				
20	1.253	38	2.381	1.900	3.00	4.10	4.49	4.99	5.08	5.48	5.98	6.96	7.66	8.25	8.45	8.54	8.94	9.43		
21	1.316	40	2.506	1.905	2.84	3.94	4.34	4.84	4.93	5.33	5.83	6.81	7.50	8.10	8.30	8.39	8.79	9.28		
23	1.441	44	2.757	1.913	2.52	3.63	4.03	4.53	4.63	5.02	5.52	6.51	7.20	7.80	8.00	8.09	8.49	8.98		
25	1.566	48	3.008	1.920		3.32	3.72	4.22	4.32	4.72	5.22	6.21	6.90	7.49	7.69	7.79	8.19	8.68		
26	1.629	50	3.133	1.923		3.16	3.56	4.07	4.16	4.56	5.06	6.05	6.75	7.34	7.54	7.64	8.03	8.53		
23	1.441	45	2.820	1.957	2.46	3.58	3.97	4.48	4.57	4.97	5.47	6.46	7.15	7.74	7.94	8.04	8.44	8.93		
18	1.128	36	2.256	2.000	3.20	4.30	4.69	5.19	5.28	5.68	6.18	7.16	7.85	8.44	8.64	8.74	9.13	9.63		
19	1.191	38	2.381	2.000	3.04	4.14	4.54	5.03	5.13	5.53	6.03	7.01	7.70	8.29	8.49	8.59	8.98	9.48		
20	1.253	40	2.506	2.000	2.88	3.99	4.38	4.88	4.98	5.38	5.87	6.86	7.55	8.14	8.34	8.44	8.84	9.33		
22	1.379	44	2.757	2.000	2.56	3.68	4.07	4.57	4.67	5.07	5.57	6.56	7.25	7.84	8.04	8.14	8.53	9.03		
24	1.504	48	3.008	2.000		3.36	3.76	4.26	4.36	4.76	5.26	6.25	6.95	7.54	7.74	7.84	8.23	8.73		
25	1.566	50	3.133	2.000		3.20	3.60	4.11	4.21	4.61	5.11	6.10	6.79	7.39	7.59	7.68	8.08	8.58		
26	1.629	52	3.258	2.000		3.04	3.45	3.95	4.05	4.45	4.95	5.95	6.64	7.24	7.44	7.53	7.93	8.43		
28	1.754	56	3.509	2.000			3.12	3.64	3.73	4.14	4.64	5.64	6.34	6.93	7.13	7.23	7.63	8.12		
30	1.880	60	3.760	2.000				3.31	3.41	3.82	4.33	5.33	6.03	6.62	6.83	6.92	7.32	7.82		
32	2.005	64	4.010	2.000						3.50	4.01	5.02	5.72	6.32	6.52	6.61	7.01	7.51		
34	2.130	68	4.261	2.000							3.69	4.70	5.41	6.01	6.21	6.31	6.71	7.21		
36	2.256	72	4.511	2.000								4.38	5.09	5.69	5.90	5.99	6.40	6.90		
40	2.506	80	5.013	2.000									4.45	5.06	5.26	5.36	5.77	6.27		
45	2.820	90	5.639	2.000											4.45	4.55	4.96	5.48		
56	3.509	112	7.018	2.000																
22	1.379	45	2.820	2.045	2.50	3.62	4.02	4.52	4.62	5.02	5.51	6.50	7.20	7.79	7.99	8.09	8.48	8.98		
44	2.757	90	5.639	2.045											4.49	4.59	5.01	5.52		
25	1.566	52	3.258	2.080		3.08	3.49	4.00	4.09	4.50	5.00	5.99	6.69	7.28	7.48	7.58	7.98	8.47		
24	1.504	50	3.133	2.083		3.25	3.65	4.15	4.25	4.65	5.15	6.14	6.84	7.43	7.63	7.73	8.13	8.62		
23	1.441	48	3.008	2.087		3.41	3.80	4.31	4.41	4.81	5.31	6.30	6.99	7.59	7.79	7.88	8.28	8.78		
21	1.316	44	2.757	2.095	2.61	3.72	4.12	4.62	4.72	5.12	5.61	6.60	7.30	7.89	8.09	8.18	8.58	9.08		
19	1.191	40	2.506	2.105	2.93	4.03	4.43	4.93	5.02	5.42	5.92	6.91	7.60	8.19	8.39	8.49	8.88	9.38		
38	2.381	80	5.013	2.105									4.53	5.14	5.35	5.45	5.85	6.36		
18	1.128	38	2.381	2.111	3.09	4.19	4.58	5.08	5.18	5.57	6.07	7.06	7.75	8.34	8.54	8.64	9.03	9.53		
34	2.130	72	4.511	2.118								4.46	5.18	5.78	5.99	6.08	6.48	6.99		
32	2.005	68	4.261	2.125							3.77	4.79	5.49	6.09	6.30	6.39	6.79	7.30		
30	1.880	64	4.010	2.133						3.58	4.09	5.10	5.81	6.41	6.61	6.70	7.10	7.60		
21	1.316	45	2.820	2.143	2.54	3.66	4.06	4.56	4.66	5.06	5.56	6.55	7.24	7.84	8.04	8.13	8.53	9.03		
28	1.754	60	3.760	2.143				3.40	3.49	3.90	4.41	5.42	6.12	6.71	6.92	7.01	7.41	7.91		
26	1.629	56	3.509	2.154			3.21	3.72	3.82	4.22	4.73	5.73	6.43	7.02	7.22	7.32	7.72	8.22		
52	3.258	112	7.018	2.154																
24	1.504	52	3.258	2.167		3.13	3.53	4.04	4.14	4.54	5.04	6.04	6.73	7.33	7.53	7.62	8.02	8.52		
23	1.441	50	3.133	2.174		3.29	3.69	4.20	4.29	4.70	5.20	6.19	6.89	7.48	7.68	7.78	8.17	8.67		
22	1.379	48	3.008	2.182		3.45	3.85	4.35	4.45	4.85	5.35	6.34	7.04	7.63	7.83	7.93	8.32	8.82		
20	1.253	44	2.757	2.200	2.65	3.77	4.16	4.66	4.76	5.16	5.66	6.65	7.34	7.93	8.14	8.23	8.63	9.12		
18	1.128	40	2.506	2.222	2.97	4.08	4.47	4.97	5.07	5.47	5.97	6.95	7.64	8.24	8.44	8.53	8.93	9.43		
36	2.256	80	5.013	2.222								3.88	4.61	5.23	5.44	5.53	5.94	6.45		
25	1.566	56	3.509	2.240			3.25	3.76	3.86	4.27	4.77	5.77	6.47	7.07	7.27	7.36	7.76	8.26		
50	3.133	112	7.018	2.240																
20	1.253	45	2.820	2.250	2.59	3.71	4.11	4.61	4.71	5.11	5.61	6.59	7.29	7.88	8.08	8.18	8.58	9.07		
32	2.005	72	4.511	2.250						3.52		4.55	5.26	5.87	6.07	6.17	6.57	7.08		
40	2.506	90	5.639	2.250										4.44	4.66	4.76	5.17	5.69		
23	1.441	52	3.258	2.261		3.17	3.57	4.08	4.18	4.58	5.09	6.08	6.78	7.37	7.57	7.67	8.07	8.57		
30	1.880	68	4.261	2.267						3.85	4.87	5.58	6.18	6.39	6.48	6.88	7.39			
22	1.379	50	3.133	2.273		3.33	3.73	4.24	4.34	4.74	5.24	6.23	6.93	7.53	7.73	7.82	8.22	8.72		
21	1.316	48	3.008	2.286		3.49	3.89	4.40	4.49	4.90	5.40	6.39	7.08	7.68	7.88	7.97	8.37	8.87		
28	1.754	64	4.010	2.286					3.24	3.66	4.18	5.19	5.89	6.49	6.70	6.79	7.19	7.70		
26	1.629	60	3.760	2.308			3.48	3.58	3.99	4.50	5.50	6.21	6.80	7.01	7.10	7.50	8.00			
19	1.191	44	2.757	2.316	2.69	3.81	4.21	4.71	4.81	5.21	5.71	6.69	7.39	7.98	8.18	8.28	8.67	9.17		
24	1.504	56	3.509	2.333		2.88	3.29	3.80	3.90	4.31	4.82	5.82	6.52	7.11	7.31	7.41	7.81	8.31		
48	3.008	112	7.018	2.333																
34	2.130	80	5.013	2.353								3.96	4.70	5.31	5.52	5.62	6.03	6.54		
22	1.379	52	3.258	2.364		3.21	3.62	4.13	4.22	4.63	5.13	6.13	6.82	7.42	7.62	7.72	8.11	8.61		
19	1.191																			

Center Distance, Inches															Speed Ratio	Sprocket Combinations		
650-5MGT P.L. 25.590 130 Teeth	700-5MGT P.L. 27.559 140 Teeth	750-5MGT P.L. 29.528 150 Teeth	800-5MGT P.L. 31.496 160 Teeth	815-5MGT P.L. 32.087 163 Teeth	850-5MGT P.L. 33.465 170 Teeth	900-5MGT P.L. 35.433 180 Teeth	1000-5MGT P.L. 38.370 200 Teeth	1150-5MGT P.L. 45.276 230 Teeth	1300-5MGT P.L. 51.181 260 Teeth	1450-5MGT P.L. 57.087 290 Teeth	1600-5MGT P.L. 62.992 320 Teeth	1720-5MGT P.L. 67.716 344 Teeth	1755-5MGT P.L. 69.094 351 Teeth	2100-5MGT P.L. 82.677 420 Teeth		DriveR	DriveN	
																No. of Grooves	No. of Grooves	
9.38	10.36	11.35	12.34	12.63	13.32	14.30	16.28	19.23	22.18	25.14	28.09	30.46	31.14	37.94	1.875	24	45	
8.22	9.21	10.20	11.19	11.48	12.17	13.16	15.13	18.09	21.04	24.00	26.95	29.32	30.00	36.80	1.875	32	60	
5.86	6.86	7.86	8.86	9.16	9.85	10.84	12.83	15.79	18.75	21.71	24.67	27.04	27.72	34.52	1.875	48	90	
7.92	8.91	9.90	10.89	11.18	11.87	12.86	14.83	17.79	20.75	23.70	26.66	29.02	29.71	36.51	1.882	34	64	
10.22	11.21	12.20	13.18	13.48	14.16	15.15	17.12	20.07	23.03	25.98	28.93	31.30	31.98	38.78	1.889	18	34	
7.61	8.60	9.59	10.58	10.88	11.57	12.56	14.53	17.49	20.45	23.41	26.36	28.72	29.41	36.21	1.889	36	68	
10.07	11.06	12.05	13.03	13.33	14.01	15.00	16.97	19.93	22.88	25.83	28.78	31.15	31.83	38.63	1.895	19	36	
7.30	8.30	9.29	10.28	10.58	11.27	12.26	14.23	17.19	20.15	23.11	26.06	28.43	29.11	35.91	1.895	38	72	
9.92	10.91	11.90	12.88	13.18	13.86	14.85	16.82	19.78	22.73	25.68	28.64	31.00	31.69	38.48	1.900	20	38	
9.78	10.76	11.75	12.73	13.03	13.72	14.70	16.67	19.63	22.58	25.54	28.49	30.85	31.54	38.33	1.905	21	40	
9.48	10.46	11.45	12.44	12.73	13.42	14.40	16.37	19.33	22.28	25.24	28.19	30.56	31.24	38.04	1.913	23	44	
9.17	10.16	11.15	12.14	12.43	13.12	14.10	16.08	19.03	21.99	24.94	27.89	30.26	30.94	37.74	1.920	25	48	
9.02	10.01	11.00	11.99	12.28	12.97	13.95	15.93	18.88	21.84	24.79	27.74	30.11	30.80	37.59	1.923	26	50	
9.42	10.41	11.40	12.38	12.68	13.37	14.35	16.32	19.28	22.23	25.19	28.14	30.51	31.19	37.99	1.957	23	45	
10.12	11.11	12.09	13.08	13.38	14.06	15.05	17.02	19.97	22.93	25.88	28.83	31.20	31.88	38.68	2.000	18	36	
9.97	10.96	11.94	12.93	13.23	13.91	14.90	16.87	19.83	22.78	25.73	28.68	31.05	31.73	38.53	2.000	19	38	
9.82	10.81	11.80	12.78	13.08	13.76	14.75	16.72	19.68	22.63	25.59	28.54	30.90	31.59	38.38	2.000	20	40	
9.52	10.51	11.50	12.48	12.78	13.46	14.45	16.42	19.38	22.33	25.29	28.24	30.60	31.29	38.09	2.000	22	44	
9.22	10.21	11.20	12.18	12.48	13.16	14.15	16.12	19.08	22.03	24.99	27.94	30.31	30.99	37.79	2.000	24	48	
9.07	10.06	11.05	12.03	12.33	13.02	14.00	15.98	18.93	21.89	24.84	27.79	30.16	30.84	37.64	2.000	25	50	
8.92	9.91	10.90	11.88	12.18	12.87	13.85	15.83	18.78	21.74	24.69	27.64	30.01	30.70	37.49	2.000	26	52	
8.62	9.61	10.60	11.58	11.88	12.57	13.55	15.53	18.49	21.44	24.40	27.35	29.71	30.40	37.20	2.000	28	56	
8.31	9.30	10.29	11.28	11.58	12.26	13.25	15.23	18.19	21.14	24.10	27.05	29.42	30.10	36.90	2.000	30	60	
8.01	9.00	9.99	10.98	11.28	11.96	12.95	14.93	17.89	20.84	23.80	26.75	29.12	29.80	36.60	2.000	32	64	
7.70	8.70	9.69	10.68	10.97	11.66	12.65	14.63	17.59	20.54	23.50	26.45	28.82	29.51	36.30	2.000	34	68	
7.39	8.39	9.38	10.37	10.67	11.36	12.35	14.33	17.29	20.24	23.20	26.16	28.52	29.21	36.01	2.000	36	72	
6.77	7.77	8.77	9.76	10.06	10.75	11.74	13.72	16.69	19.64	22.60	25.56	27.93	28.61	35.41	2.000	40	80	
5.98	6.99	8.00	9.00	9.29	9.99	10.98	12.96	15.93	18.89	21.86	24.81	27.18	27.87	34.67	2.000	45	90	
9.47	10.46	6.25	7.27	7.57	8.28	9.28	11.28	14.26	17.23	20.20	23.16	25.53	26.22	33.03	2.000	56	112	
		11.44	12.43	12.73	13.41	14.40	16.37	19.33	22.28	25.24	28.19	30.55	31.24	38.04	2.045	22	45	
		8.04	9.04	9.34	10.03	11.03	13.01	15.98	18.94	21.90	24.86	27.23	27.91	34.72	2.045	44	90	
8.97	9.96	10.94	11.93	12.23	12.91	13.90	15.87	18.83	21.78	24.74	27.69	30.06	30.74	37.54	2.080	25	52	
9.12	10.11	11.09	12.08	12.38	13.06	14.05	16.02	18.98	21.93	24.89	27.84	30.21	30.89	37.69	2.083	24	50	
9.27	10.26	11.24	12.23	12.53	13.21	14.20	16.17	19.13	22.08	25.04	27.99	30.36	31.04	37.84	2.087	23	48	
9.57	10.56	11.54	12.53	12.83	13.51	14.50	16.47	19.43	22.38	25.34	28.29	30.65	31.34	38.13	2.095	21	44	
9.87	10.86	11.84	12.83	13.12	13.81	14.80	16.77	19.73	22.68	25.63	28.58	30.95	31.63	38.43	2.105	19	40	
6.86	7.86	8.86	9.85	10.15	10.84	11.83	13.82	16.78	19.74	22.70	25.65	28.02	28.71	35.51	2.105	38	80	
10.02	11.01	11.99	12.98	13.27	13.96	14.95	16.92	19.87	22.83	25.78	28.73	31.10	31.78	38.58	2.111	18	38	
7.48	8.48	9.47	10.47	10.76	11.45	12.44	14.42	17.38	20.34	23.30	26.25	28.62	29.30	36.10	2.118	34	72	
7.79	8.79	9.78	10.77	11.07	11.75	12.74	14.72	17.68	20.64	23.60	26.55	28.92	29.60	36.40	2.125	32	68	
8.10	9.09	10.08	11.07	11.37	12.06	13.05	15.02	17.98	20.94	23.90	26.85	29.21	29.90	36.70	2.133	30	64	
9.52	10.50	11.49	12.48	12.77	13.46	14.45	16.42	19.38	22.33	25.29	28.24	30.60	31.29	38.08	2.143	21	45	
8.40	9.40	10.39	11.38	11.67	12.36	13.35	15.32	18.28	21.24	24.19	27.15	29.51	30.20	37.00	2.143	28	60	
8.71	9.70	10.69	11.68	11.97	12.66	13.65	15.62	18.58	21.53	24.49	27.44	29.81	30.50	37.29	2.154	26	56	
9.01	10.00	5.38	6.42	7.44	7.74	8.45	9.46	11.46	14.45	17.42	20.39	23.35	25.72	26.41	33.22	2.154	52	112
		10.99	11.98	12.27	12.96	13.95	15.92	18.88	21.83	24.79	27.74	30.11	30.79	37.59	2.167	24	52	
		11.14	12.13	12.42	13.11	14.10	16.07	19.03	21.98	24.94	27.89	30.26	30.94	37.74	2.174	23	50	
9.31	10.30	11.29	12.28	12.57	13.26	14.25	16.22	19.18	22.13	25.09	28.04	30.40	31.09	37.89	2.182	22	48	
9.62	10.60	11.59	12.58	12.87	13.56	14.55	16.52	19.48	22.43	25.38	28.34	30.70	31.39	38.18	2.200	20	44	
9.92	10.90	11.89	12.88	13.17	13.86	14.84	16.82	19.77	22.73	25.68	28.63	31.00	31.68	38.48	2.222	18	40	
6.95	7.95	8.95	9.95	10.24	10.93	11.93	13.91	16.87	19.83	22.79	25.75	28.12	28.80	35.60	2.222	36	80	
8.76	9.75	10.74	11.72	12.02	12.71	13.69	15.67	18.63	21.58	24.54	27.49	29.86	30.54	37.34	2.240	25	56	
9.56	10.55	5.46	6.50	7.53	7.83	8.54	9.54	11.55	14.54	17.51	20.48	23.44	25.81	26.50	33.31	2.240	50	112
		11.54	12.53	12.82	13.51	14.49	16.47	19.43	22.38	25.33	28.29	30.65	31.34	38.13	2.250	20	45	
		7.57	8.57	9.57	10.56	10.85	11.54	12.53	14.51	17.48	20.43	23.39	26.35	28.72	29.40	36.20	2.250	32
6.20	7.21	8.22	9.22	9.52	10.21	11.21	13.19	16.17	19.13	22.09	25.05	27.42	28.10	34.91	2.250			

Sprocket Combinations				Speed Ratio	Center Distance, Inches															
DriveR		DriveN			300-5MGT P.L. 11.811 60 Teeth	355-5MGT P.L. 13.976 71 Teeth	375-5MGT P.L. 14.764 75 Teeth	400-5MGT P.L. 15.748 80 Teeth	405-5MGT P.L. 15.945 81 Teeth	425-5MGT P.L. 16.732 85 Teeth	450-5MGT P.L. 17.716 90 Teeth	500-5MGT P.L. 19.685 100 Teeth	535-5MGT P.L. 21.063 107 Teeth	565-5MGT P.L. 22.244 113 Teeth	575-5MGT P.L. 22.638 115 Teeth	580-5MGT P.L. 22.835 116 Teeth	600-5MGT P.L. 23.622 120 Teeth	625-5MGT P.L. 24.606 125 Teeth		
No. of Grooves	Pitch Diameter (Inches)	No. of Grooves	Pitch Diameter (Inches)																	
22	1.379	56	3.509	2.545		2.96	3.37	3.89	3.99	4.40	4.90	5.90	6.60	7.20	7.40	7.50	7.90	8.40		
44	2.757	112	7.018	2.545																
25	1.566	64	4.010	2.560				3.26	3.37	3.79	4.31	5.32	6.03	6.63	6.83	6.93	7.33	7.83		
28	1.754	72	4.511	2.571							3.68	4.72	5.43	6.04	6.25	6.34	6.75	7.25		
20	1.253	52	3.258	2.600		3.29	3.70	4.21	4.31	4.72	5.22	6.22	6.91	7.51	7.71	7.81	8.21	8.70		
23	1.441	60	3.760	2.609			3.07	3.60	3.70	4.12	4.63	5.64	6.34	6.94	7.14	7.24	7.64	8.14		
26	1.629	68	4.261	2.615						3.49	4.02	5.04	5.75	6.36	6.56	6.66	7.06	7.56		
19	1.191	50	3.133	2.632		3.46	3.86	4.37	4.47	4.87	5.38	6.37	7.07	7.66	7.86	7.96	8.36	8.86		
34	2.130	90	5.639	2.647										4.69	4.90	5.00	5.42	5.94		
18	1.128	48	3.008	2.667	2.48	3.62	4.02	4.53	4.63	5.03	5.53	6.52	7.22	7.81	8.02	8.11	8.51	9.01		
21	1.316	56	3.509	2.667		3.00	3.41	3.93	4.03	4.44	4.95	5.95	6.65	7.25	7.45	7.55	7.94	8.44		
24	1.504	64	4.010	2.667				3.30	3.41	3.83	4.35	5.36	6.07	6.67	6.87	6.97	7.37	7.87		
30	1.880	80	5.013	2.667								4.13	4.86	5.48	5.69	5.79	6.20	6.71		
25	1.566	68	4.261	2.720						3.53	4.06	5.08	5.80	6.40	6.61	6.70	7.11	7.61		
22	1.379	60	3.760	2.727			3.11	3.64	3.74	4.16	4.67	5.68	6.38	6.98	7.18	7.28	7.68	8.18		
19	1.191	52	3.258	2.737		3.33	3.74	4.25	4.35	4.76	5.26	6.26	6.96	7.55	7.76	7.85	8.25	8.75		
26	1.629	72	4.511	2.769						3.76	4.80	5.52	6.13	6.33	6.43	6.84	7.34	7.84		
18	1.128	50	3.133	2.778		3.50	3.90	4.41	4.51	4.92	5.42	6.41	7.11	7.71	7.91	8.01	8.40	8.90		
23	1.441	64	4.010	2.783				3.34	3.45	3.87	4.39	5.41	6.11	6.72	6.92	7.02	7.42	7.92		
20	1.253	56	3.509	2.800		3.04	3.45	3.97	4.07	4.48	4.99	5.99	6.69	7.29	7.49	7.59	7.99	8.49		
40	2.506	112	7.018	2.800									4.12	4.77	4.98	5.08	5.50	6.03		
32	2.005	90	5.639	2.813									5.84	6.44	6.65	6.75	7.15	7.65		
24	1.504	68	4.261	2.833						3.57	4.10	5.13	5.84	6.44	6.65	6.75	7.15	7.65		
21	1.316	60	3.760	2.857			3.15	3.68	3.78	4.20	4.71	5.72	6.43	7.03	7.23	7.33	7.73	8.23		
28	1.754	80	5.013	2.857								4.21	4.94	5.56	5.77	5.87	6.28	6.79		
25	1.566	72	4.511	2.880						3.25	3.80	4.84	5.56	6.17	6.38	6.47	6.88	7.38		
18	1.128	52	3.258	2.889		3.38	3.78	4.30	4.40	4.80	5.31	6.31	7.00	7.60	7.80	7.90	8.30	8.80		
22	1.379	64	4.010	2.909				3.38	3.49	3.91	4.43	5.45	6.16	6.76	6.96	7.06	7.46	7.96		
19	1.191	56	3.509	2.947		3.08	3.49	4.02	4.11	4.52	5.03	6.04	6.74	7.34	7.54	7.64	8.03	8.53		
38	2.381	112	7.018	2.947																
23	1.441	68	4.261	2.957					3.17	3.61	4.14	5.17	5.88	6.49	6.69	6.79	7.19	7.70		
20	1.253	60	3.760	3.000			3.19	3.72	3.83	4.24	4.76	5.77	6.47	7.07	7.27	7.37	7.77	8.27		
24	1.504	72	4.511	3.000						3.29	3.84	4.88	5.60	6.21	6.42	6.52	6.92	7.43		
30	1.880	90	5.639	3.000				3.42	3.53	3.95	4.47	5.49	6.20	6.80	7.01	7.10	7.51	8.01		
21	1.316	64	4.010	3.048								4.28	5.03	5.65	5.86	5.96	6.37	6.88		
26	1.629	80	5.013	3.077								4.28	5.03	5.65	5.86	5.96	6.37	6.88		
22	1.379	68	4.261	3.091					3.21	3.65	4.18	5.21	5.92	6.53	6.74	6.83	7.24	7.74		
18	1.128	56	3.509	3.111		3.12	3.54	4.06	4.16	4.57	5.08	6.08	6.78	7.38	7.58	7.68	8.08	8.58		
36	2.256	112	7.018	3.111																
23	1.441	72	4.511	3.130						3.33	3.88	4.92	5.65	6.26	6.46	6.56	6.97	7.47		
19	1.191	60	3.760	3.158		2.80	3.23	3.77	3.87	4.28	4.80	5.81	6.51	7.12	7.32	7.41	7.82	8.32		
20	1.253	64	4.010	3.200				3.46	3.57	3.99	4.51	5.53	6.24	6.85	7.05	7.15	7.55	8.05		
25	1.566	80	5.013	3.200								4.32	5.07	5.69	5.90	6.00	6.41	6.92		
28	1.754	90	5.639	3.214								4.27	4.93	5.54	5.74	5.84	6.25	6.75		
21	1.316	68	4.261	3.238				3.14	3.25	3.69	4.22	5.25	5.97	6.57	6.78	6.88	7.28	7.79		
22	1.379	72	4.511	3.273						3.37	3.92	4.96	5.69	6.30	6.50	6.60	7.01	7.52		
34	2.130	112	7.018	3.294																
18	1.128	60	3.760	3.333		2.84	3.27	3.81	3.91	4.32	4.84	5.85	6.56	7.16	7.36	7.46	7.86	8.36		
24	1.504	80	5.013	3.333								4.36	5.11	5.73	5.94	6.04	6.45	6.96		
19	1.191	64	4.010	3.368			2.95	3.50	3.61	4.03	4.56	5.58	6.29	6.89	7.09	7.19	7.59	8.10		
20	1.253	68	4.261	3.400				3.18	3.29	3.73	4.26	5.29	6.01	6.62	6.82	6.92	7.32	7.83		
21	1.316	72	4.511	3.429						3.41	3.96	5.01	5.73	6.34	6.55	6.65	7.05	7.56		
26	1.629	90	5.639	3.462								4.35	5.00	5.62	5.82	5.92	6.32	6.82		
23	1.441	80	5.013	3.478								4.40	5.15	5.77	5.98	6.08	6.49	7.01		
32	2.005	112	7.018	3.500																
18	1.128	64	4.010	3.556			2.99	3.54	3.65	4.07	4.60	5.62	6.33	6.93	7.14	7.24	7.64	8.14		
19	1.191	68	4.261	3.579				3.22	3.33	3.77	4.30	5.34	6.05	6.66	6.87	6.96	7.37	7.87		
20	1.253	72	4.511	3.600						3.45	4.00	5.05	5.77	6.38	6.59	6.69	7.10	7.60		
25	1.566	90	5.639	3.600									4.39	5.04	5.26	5.36	5.79	6.31		
22	1.379	80	5.013	3.636								4.44	5.19	5.81	6.02	6.12	6.54	7.05		
30	1.880	112	7.018	3.733																
24	1.504	90	5.639	3.750									4.43	5.08	5.30	5.40	5.83	6.36		
18	1.128	68	4.261	3.778				3.26	3.37	3.81	4.34	5.38	6.10	6.70	6.91	7.01	7.41	7.92		
19	1.191	72	4.511	3.789					3.02	3.48	4.04	5.09	5.81	6.43	6.63	6.73	7.14	7.65		
21	1.316	80	5.013	3.810							3.37	4.48	5.23	5.85	6.07	6.16	6.58	7.09		
23	1.441	90	5.639	3.913								4.47	5.12	5.74	5.94	6.04	6.46	6.97		
18	1.128	72	4.511	4.000					3.06	3.52	4.07	5.13	5.86	6.47	6.68	6.77	7.18	7.69		
20	1.253	80	5.013	4.000							3.41	4.52	5.27	5.90	6.11	6.21	6.62	7.13		
28	1.754	112	7.018	4.000														4.65		
22	1.379	90	5.639	4.091								3.70	4.50	5.16	5.38	5.48	5.91	6.44		
19	1.191	80	5.013	4.211							3.44	4.56	5.31	5.94	6.15	6.25	6.66	7.18		
21																				

Center Distance, Inches															Speed Ratio	Sprocket Combinations	
																DriveR	DriveN
																No. of Grooves	No. of Grooves
650-5MGT P.L. 25.590 130 Teeth	700-5MGT P.L. 27.559 140 Teeth	750-5MGT P.L. 29.528 150 Teeth	800-5MGT P.L. 31.496 160 Teeth	815-5MGT P.L. 32.087 163 Teeth	850-5MGT P.L. 33.465 170 Teeth	900-5MGT P.L. 35.433 180 Teeth	1000-5MGT P.L. 38.370 200 Teeth	1150-5MGT P.L. 45.276 230 Teeth	1300-5MGT P.L. 51.181 260 Teeth	1450-5MGT P.L. 57.087 290 Teeth	1600-5MGT P.L. 62.992 320 Teeth	1720-5MGT P.L. 67.716 344 Teeth	1755-5MGT P.L. 69.094 351 Teeth	2100-5MGT P.L. 82.677 420 Teeth			
8.89	9.88	10.87	11.86	12.16	12.85	13.83	15.81	18.77	21.72	24.68	27.64	30.00	30.69	37.49	2.545	22	56
	5.70	6.75	7.78	8.09	8.79	9.81	11.82	14.81	17.78	20.76	23.72	26.10	26.78	33.60	2.545	44	112
8.33	9.32	10.31	11.30	11.60	12.29	13.28	15.26	18.22	21.18	24.13	27.09	29.46	30.14	36.94	2.560	25	64
	7.75	8.75	9.75	10.74	11.04	11.73	12.72	14.70	17.67	20.62	23.58	26.54	28.91	29.59	2.571	28	72
9.20	10.19	11.18	12.17	12.46	13.15	14.14	16.11	19.07	22.02	24.98	27.93	30.30	30.99	37.78	2.600	20	52
8.63	9.63	10.62	11.61	11.90	12.59	13.58	15.56	18.52	21.47	24.43	27.39	29.75	30.44	37.24	2.609	23	60
8.06	9.06	10.05	11.05	11.34	12.03	13.02	15.00	17.97	20.92	23.88	26.84	29.20	29.89	36.69	2.615	26	68
9.35	10.34	11.33	12.32	12.61	13.30	14.29	16.26	19.22	22.17	25.13	28.08	30.45	31.13	37.93	2.632	19	50
6.45	7.47	8.48	9.49	9.79	10.48	11.48	13.47	16.44	19.41	22.37	25.33	27.70	28.39	35.19	2.647	34	90
9.50	10.49	11.48	12.47	12.76	13.45	14.44	16.41	19.37	22.32	25.28	28.23	30.60	31.28	38.08	2.667	18	48
8.94	9.93	10.92	11.91	12.21	12.89	13.88	15.86	18.82	21.77	24.73	27.68	30.05	30.74	37.53	2.667	21	56
8.37	9.37	10.36	11.35	11.65	12.34	13.33	15.30	18.27	21.22	24.18	27.14	29.50	30.19	36.99	2.667	24	64
7.21	8.22	9.22	10.22	10.51	11.21	12.20	14.18	17.15	20.12	23.08	26.03	28.40	29.09	35.89	2.667	30	80
8.11	9.10	10.10	11.09	11.39	12.08	13.07	15.05	18.01	20.97	23.93	26.88	29.25	29.94	36.74	2.720	25	68
8.68	9.67	10.66	11.65	11.95	12.64	13.63	15.60	18.57	21.52	24.48	27.43	29.80	30.49	37.28	2.727	22	60
9.24	10.23	11.22	12.21	12.51	13.20	14.18	16.16	19.12	22.07	25.03	27.98	30.35	31.03	37.83	2.737	19	52
7.84	8.84	9.84	10.83	11.13	11.82	12.81	14.79	17.76	20.72	23.68	26.63	29.00	29.69	36.49	2.769	26	72
9.39	10.38	11.37	12.36	12.66	13.35	14.33	16.31	19.27	22.22	25.18	28.13	30.50	31.18	37.98	2.778	18	50
8.42	9.41	10.40	11.40	11.69	12.38	13.37	15.35	18.31	21.27	24.23	27.18	29.55	30.24	37.04	2.783	23	64
8.98	9.98	10.97	11.96	12.25	12.94	13.93	15.90	18.87	21.82	24.78	27.73	30.10	30.78	37.58	2.800	20	56
	5.86	6.91	7.95	8.25	8.96	9.98	11.99	14.99	17.97	20.94	23.91	26.28	26.97	33.78	2.800	40	112
6.54	7.56	8.57	9.57	9.87	10.57	11.57	13.56	16.54	19.50	22.47	25.43	27.80	28.48	35.29	2.813	32	90
8.15	9.15	10.14	11.14	11.43	12.12	13.11	15.09	18.06	21.02	23.98	26.93	29.30	29.99	36.79	2.833	24	68
8.72	9.72	10.71	11.70	12.00	12.68	13.67	15.65	18.61	21.57	24.53	27.48	29.85	30.53	37.33	2.857	21	60
7.30	8.30	9.31	10.31	10.60	11.30	12.29	14.28	17.25	20.21	23.17	26.13	28.50	29.18	35.99	2.857	28	80
7.88	8.88	9.88	10.88	11.17	11.87	12.86	14.84	17.81	20.76	23.73	26.68	29.05	29.74	36.54	2.880	25	72
9.29	10.28	11.27	12.26	12.56	13.24	14.23	16.21	19.17	22.12	25.08	28.03	30.40	31.08	37.88	2.889	18	52
8.46	9.46	10.45	11.44	11.74	12.43	13.42	15.40	18.36	21.32	24.28	27.23	29.60	30.28	37.08	2.909	22	64
9.03	10.02	11.01	12.00	12.30	12.99	13.98	15.95	18.91	21.87	24.83	27.78	30.15	30.83	37.63	2.947	19	56
	5.94	7.00	8.03	8.34	9.05	10.06	12.08	15.08	18.06	21.04	24.00	26.38	27.06	33.88	2.947	38	112
8.20	9.19	10.19	11.18	11.48	12.17	13.16	15.14	18.11	21.06	24.03	26.98	29.35	30.03	36.83	2.957	23	68
8.77	9.76	10.75	11.75	12.04	12.73	13.72	15.70	18.66	21.62	24.58	27.53	29.90	30.58	37.38	3.000	20	60
7.93	8.93	9.93	10.92	11.22	11.91	12.90	14.88	17.85	20.81	23.77	26.73	29.10	29.78	36.58	3.000	24	72
6.62	7.64	8.65	9.66	9.96	10.66	11.66	13.65	16.63	19.59	22.56	25.52	27.89	28.58	35.38	3.000	30	90
8.51	9.50	10.50	11.49	11.78	12.47	13.46	15.44	18.41	21.36	24.32	27.28	29.65	30.33	37.13	3.048	21	64
7.38	8.39	9.40	10.40	10.69	11.39	12.38	14.37	17.34	20.30	23.27	26.22	28.59	29.28	36.08	3.077	26	80
8.24	9.24	10.23	11.23	11.53	12.22	13.21	15.19	18.15	21.11	24.07	27.03	29.40	30.08	36.88	3.091	22	68
9.07	10.07	11.06	12.05	12.35	13.03	14.02	16.00	18.96	21.92	24.87	27.83	30.19	30.88	37.68	3.111	18	56
4.92	6.02	7.08	8.11	8.42	9.13	10.15	12.17	15.17	18.15	21.13	24.09	26.47	27.16	33.97	3.111	36	112
7.97	8.97	9.97	10.97	11.27	11.96	12.95	14.93	17.90	20.86	23.82	26.78	29.14	29.83	36.63	3.130	23	72
8.81	9.81	10.80	11.79	12.09	12.78	13.77	15.74	18.71	21.66	24.62	27.58	29.94	30.63	37.43	3.158	19	60
8.55	9.55	10.54	11.53	11.83	12.52	13.51	15.49	18.45	21.41	24.37	27.33	29.69	30.38	37.18	3.200	20	64
7.43	8.44	9.44	10.44	10.74	11.43	12.43	14.41	17.39	20.35	23.31	26.27	28.64	29.33	36.13	3.200	25	80
6.71	7.73	8.74	9.75	10.05	10.75	11.75	13.74	16.72	19.69	22.66	25.61	27.99	28.67	35.48	3.214	28	90
8.28	9.28	10.28	11.27	11.57	12.26	13.25	15.23	18.20	21.16	24.12	27.07	29.44	30.13	36.93	3.238	21	68
8.02	9.02	10.02	11.01	11.31	12.00	12.99	14.98	17.95	20.91	23.87	26.82	29.19	29.88	36.68	3.273	22	72
5.00	6.10	7.16	8.20	8.51	9.22	10.24	12.26	15.26	18.24	21.22	24.19	26.56	27.25	34.07	3.294	34	112
8.86	9.85	10.85	11.84	12.13	12.82	13.81	15.79	18.75	21.71	24.67	27.62	29.99	30.68	37.48	3.333	18	60
7.47	8.48	9.48	10.48	10.78	11.48	12.47	14.46	17.43	20.40	23.36	26.32	28.69	29.37	36.18	3.333	24	80
8.59	9.59	10.59	11.58	11.88	12.57	13.56	15.54	18.50	21.46	24.42	27.37	29.74	30.43	37.23	3.368	19	64
8.33	9.33	10.32	11.32	11.62	12.31	13.30	15.28	18.25	21.21	24.17	27.12	29.49	30.18	36.98	3.400	20	68
8.06	9.06	10.06	11.06	11.36	12.05	13.04	15.02	17.99	20.95	23.92	26.87	29.24	29.93	36.73	3.429	21	72
6.79	7.81	8.83	9.84	10.14	10.84	11.84	13.83	16.81	19.78	22.75	25.71	28.08	28.77	35.58	3.462	26	90
7.51	8.52	9.53	10.53	10.83	11.52	12.52	14.51	17.48	20.44	23.41	26.37	28.74	29.42	36.23	3.478	23	80
5.08	6.18	7.24	8.28	8.59	9.30	10.32	12.34	15.35	18.33	21.31	24.28	26.66	27.34	34.16	3.500	32	112
8.64	9.64	10.63	11.63	11.92	12.61	13.60	15.58	18.55	21.51	24.47	27.42	29.79	30.48	37.28	3.556	18	64
8.37	9.37</																

Sprocket Combinations				Speed Ratio	Center Distance, Inches																			
DriveR		DriveN			384-8MGT P.L. 15.118 48 teeth	480-8MGT P.L. 18.888 60 teeth	560-8MGT P.L. 22.047 70 teeth	600-8MGT P.L. 23.622 75 teeth	640-8MGT P.L. 25.197 80 teeth	720-8MGT P.L. 28.346 90 teeth	800-8MGT P.L. 31.486 100 teeth	840-8MGT P.L. 33.071 105 teeth	880-8MGT P.L. 34.646 110 teeth	920-8MGT P.L. 36.220 115 teeth	960-8MGT P.L. 37.795 120 teeth	1040-8MGT P.L. 40.945 130 teeth	1064-8MGT P.L. 41.880 133 teeth	1120-8MGT P.L. 42.957 140 teeth	P.L. 45.689 145 teeth					
No. of Grooves	Pitch Diameter (Inches)	No. of Grooves	Pitch Diameter (Inches)																					
22	2.206	22	2.206	1.000	4.09	5.98	7.56	8.34	9.13	10.71	12.28	13.07	13.86	14.64	15.43	17.00	17.48	18.58	19.37					
24	2.406	24	2.406	1.000	3.78	5.67	7.25	8.03	8.82	10.40	11.97	12.76	13.55	14.33	15.12	16.69	17.17	18.27	19.06					
25	2.506	25	2.506	1.000	3.62	5.51	7.09	7.87	8.66	10.24	11.81	12.60	13.39	14.17	14.96	16.53	17.01	18.11	18.90					
26	2.607	26	2.607	1.000	3.46	5.35	6.93	7.71	8.50	10.08	11.65	12.44	13.23	14.01	14.80	16.37	16.85	17.95	18.74					
27	2.707	27	2.707	1.000	3.31	5.20	6.77	7.56	8.35	9.92	11.50	12.28	13.07	13.86	14.65	16.22	16.69	17.79	18.58					
28	2.807	28	2.807	1.000		5.04	6.62	7.40	8.19	9.77	11.34	12.13	12.92	13.70	14.49	16.06	16.54	17.64	18.43					
29	2.907	29	2.907	1.000		4.88	6.46	7.24	8.03	9.61	11.18	11.97	12.76	13.54	14.33	15.90	16.38	17.48	18.27					
30	3.008	30	3.008	1.000		4.73	6.30	7.09	7.88	9.45	11.03	11.81	12.60	13.39	14.18	15.75	16.22	17.32	18.11					
31	3.108	31	3.108	1.000		4.57	6.14	6.93	7.72	9.29	10.87	11.65	12.44	13.23	14.02	15.59	16.06	17.16	17.95					
32	3.208	32	3.208	1.000		4.41	5.99	6.77	7.56	9.14	10.71	11.50	12.29	13.07	13.86	15.43	15.91	17.01	17.80					
33	3.308	33	3.308	1.000		4.25	5.83	6.61	7.40	8.98	10.55	11.34	12.13	12.91	13.70	15.27	15.75	16.85	17.64					
34	3.409	34	3.409	1.000		4.10	5.67	6.46	7.25	8.82	10.40	11.18	11.97	12.76	13.55	15.12	15.59	16.69	17.48					
35	3.509	35	3.509	1.000			5.51	6.30	7.09	8.66	10.24	11.02	11.81	12.60	13.39	14.96	15.43	16.53	17.32					
36	3.609	36	3.609	1.000			5.36	6.14	6.93	8.51	10.08	10.87	11.66	12.44	13.23	14.80	15.28	16.38	17.17					
37	3.709	37	3.709	1.000			5.20	5.98	6.77	8.35	9.92	10.71	11.50	12.28	13.07	14.64	15.12	16.22	17.01					
38	3.810	38	3.810	1.000			5.04	5.83	6.62	8.19	9.77	10.55	11.34	12.13	12.92	14.49	14.96	16.06	16.85					
39	3.910	39	3.910	1.000			4.88	5.67	6.46	8.03	9.61	10.39	11.18	11.97	12.76	14.33	14.80	15.90	16.69					
40	4.010	40	4.010	1.000			4.73	5.51	6.30	7.88	9.45	10.24	11.03	11.81	12.60	14.17	14.65	15.75	16.54					
42	4.211	42	4.211	1.000				5.20	5.99	7.56	9.14	9.92	10.71	11.50	12.29	13.86	14.33	15.43	16.22					
44	4.411	44	4.411	1.000					5.67	7.25	8.82	9.61	10.40	11.18	11.97	13.54	14.02	15.12	15.91					
46	4.612	46	4.612	1.000					5.36	6.93	8.51	9.29	10.08	10.87	11.66	13.23	13.70	14.80	15.59					
48	4.812	48	4.812	1.000						6.62	8.19	8.98	9.77	10.55	11.34	12.91	13.39	14.49	15.28					
50	5.013	50	5.013	1.000						6.30	7.88	8.66	9.45	10.24	11.03	12.60	13.07	14.17	14.96					
53	5.314	53	5.314	1.000						5.83	7.40	8.19	8.98	9.76	10.55	12.12	12.60	13.70	14.49					
56	5.614	56	5.614	1.000							6.93	7.72	8.51	9.29	10.08	11.65	12.13	13.23	14.02					
64	6.416	64	6.416	1.000								7.25	8.03	8.82	9.61	10.39	10.87	11.97	12.76					
72	7.218	72	7.218	1.000												9.13	9.61	10.71	11.50					
80	8.020	80	8.020	1.000														9.45	10.24					
38	3.810	39	3.910	1.026			4.96	5.75	6.54	8.11	9.69	10.47	11.26	12.05	12.84	14.41	14.88	15.98	16.77					
39	3.910	40	4.010	1.026			4.80	5.59	6.38	7.95	9.53	10.31	11.10	11.89	12.68	14.25	14.72	15.82	16.61					
37	3.709	38	3.810	1.027			5.12	5.90	6.69	8.27	9.84	10.63	11.42	12.20	12.99	14.56	15.04	16.14	16.93					
36	3.609	37	3.709	1.028			5.28	6.06	6.85	8.43	10.00	10.79	11.58	12.36	13.15	14.72	15.20	16.30	17.09					
34	3.409	35	3.509	1.029		4.02	5.59	6.38	7.17	8.74	10.32	11.10	11.89	12.68	13.47	15.04	15.51	16.61	17.40					
35	3.509	36	3.609	1.029			5.43	6.22	7.01	8.58	10.16	10.94	11.73	12.52	13.31	14.88	15.35	16.45	17.24					
33	3.308	34	3.409	1.030		4.17	5.75	6.53	7.32	8.90	10.47	11.26	12.05	12.83	13.62	15.19	15.67	16.77	17.56					
32	3.208	33	3.308	1.031		4.33	5.91	6.69	7.48	9.06	10.63	11.42	12.21	12.99	13.78	15.35	15.83	16.93	17.72					
31	3.108	32	3.208	1.032		4.49	6.06	6.85	7.64	9.21	10.79	11.57	12.36	13.15	13.94	15.51	15.98	17.08	17.87					
30	3.008	31	3.108	1.033		4.65	6.22	7.01	7.80	9.37	10.95	11.73	12.52	13.31	14.10	15.67	16.14	17.24	18.03					
29	2.907	30	3.008	1.034		4.80	6.38	7.16	7.95	9.53	11.10	11.89	12.68	13.46	14.25	15.82	16.30	17.40	18.19					
28	2.807	29	2.907	1.036		4.96	6.54	7.32	8.11	9.69	11.26	12.05	12.84	13.62	14.41	15.98	16.46	17.56	18.35					
27	2.707	28	2.807	1.037		5.12	6.69	7.48	8.27	9.84	11.42	12.20	12.99	13.78	14.57	16.14	16.61	17.71	18.50					
26	2.607	27	2.707	1.038	3.39	5.28	6.85	7.64	8.43	10.00	11.58	12.36	13.15	13.94	14.73	16.30	16.77	17.87	18.66					
25	2.506	26	2.607	1.040	3.54	5.43	7.01	7.79	8.58	10.16	11.73	12.52	13.31	14.09	14.88	16.45	16.93	18.03	18.82					
24	2.406	25	2.506	1.042	3.70	5.59	7.17	7.95	8.74	10.32	11.89	12.68	13.47	14.25	15.04	16.61	17.09	18.19	18.98					
48	4.812	50	5.013	1.042						6.46	8.03	8.82	9.61	10.39	11.18	12.75	13.23	14.33	15.12					
46	4.612	48	4.812	1.043					5.20	6.77	8.35	9.13	9.92	10.71	11.50	13.07	13.54	14.64	15.43					
44	4.411	46	4.612	1.045					5.51	7.09	8.66	9.45	10.24	11.02	11.81	13.38	13.86	14.96	15.75					
42	4.211	44	4.411	1.048				5.04	5.83	7.40	8.98	9.76	10.55	11.34	12.13	13.70	14.17	15.27	16.06					
40	4.010	42	4.211	1.050				5.35	6.14	7.72	9.29	10.08	10.87	11.65	12.44	14.01	14.49	15.59	16.38					
38	3.810	40	4.010	1.053			4.88	5.67	6.46	8.03	9.61	10.39	11.18	11.97	12.76	14.33	14.80	15.90	16.69					
37	3.709	39	3.910	1.054			5.04	5.83	6.62	8.19	9.77	10.55	11.34	12.13	12.92	14.49	14.96	16.06	16.85					
36	3.609	38	3.810	1.056			5.20	5.98	6.77	8.35	9.92	10.71	11.50	12.28	13.07	14.64	15.12	16.22	17.01					
35	3.509	37	3.709	1.057			5.36	6.14	6.93	8.51	10.08	10.87	11.66	12.44	13.23	14.80	15.28	16.38	17.17					
53	5.314	56	5.614	1.057						7.17	7.95	8.74	9.53	10.32	11.10	12.67	13.15	14.25	15.04					
34	3.409	36	3.609	1.059			5.51	6.30	7.09	8.66	10.2													

Center Distance, Inches																				Speed Ratio	Sprocket Combinations	
																			DriveR		DriveN	
																			No. of Grooves		No. of Grooves	
1200-8MGT P.L. 47.244 150 teeth	1224-8MGT P.L. 48.189 153 teeth	1250-8MGT P.L. 50.394 160 teeth	1400-8MGT P.L. 56.993 180 teeth	1512-8MGT P.L. 59.528 189 teeth	1584-8MGT P.L. 62.362 198 teeth	1600-8MGT P.L. 62.992 200 teeth	1700-8MGT P.L. 69.291 220 teeth	1800-8MGT P.L. 70.866 225 teeth	2000-8MGT P.L. 78.740 250 teeth	2200-8MGT P.L. 86.614 275 teeth	2400-8MGT P.L. 94.488 300 teeth	2600-8MGT P.L. 102.362 325 teeth	2800-8MGT P.L. 110.236 350 teeth	3048-8MGT P.L. 120.000 381 teeth	3280-8MGT P.L. 129.134 410 teeth	3600-8MGT P.L. 141.732 450 teeth	4400-8MGT P.L. 173.228 550 teeth					
20.15	20.63	21.73	24.88	26.30	27.71	28.03	31.18	31.97	35.90	39.84	43.78	47.71	51.65	56.53	61.10	67.40	83.15	1.000	22	22		
19.84	20.32	21.42	24.57	25.99	27.40	27.72	30.87	31.66	35.59	39.53	43.47	47.40	51.34	56.22	60.79	67.09	82.84	1.000	24	24		
19.68	20.16	21.26	24.41	25.83	27.24	27.56	30.71	31.50	35.43	39.37	43.31	47.24	51.18	56.06	60.63	66.93	82.68	1.000	25	25		
19.52	20.00	21.10	24.25	25.67	27.08	27.40	30.55	31.34	35.27	39.21	43.15	47.08	51.02	55.90	60.47	66.77	82.52	1.000	26	26		
19.37	19.84	20.94	24.09	25.51	26.93	27.24	30.39	31.18	35.12	39.05	42.99	46.93	50.87	55.75	60.31	66.61	82.36	1.000	27	27		
19.21	19.69	20.79	23.94	25.36	26.77	27.09	30.24	31.03	34.96	38.90	42.84	46.77	50.71	55.59	60.16	66.46	82.21	1.000	28	28		
19.05	19.53	20.63	23.78	25.20	26.61	26.93	30.08	30.87	34.80	38.74	42.68	46.61	50.55	55.43	60.00	66.30	82.05	1.000	29	29		
18.90	19.37	20.47	23.62	25.04	26.46	26.77	29.92	30.71	34.65	38.58	42.52	46.46	50.40	55.28	59.84	66.14	81.89	1.000	30	30		
18.74	19.21	20.31	23.46	24.88	26.30	26.61	29.76	30.55	34.49	38.42	42.36	46.30	50.24	55.12	59.68	65.98	81.73	1.000	31	31		
18.58	19.06	20.16	23.31	24.73	26.14	26.46	29.61	30.40	34.33	38.27	42.21	46.14	50.08	54.96	59.53	65.83	81.58	1.000	32	32		
18.42	18.90	20.00	23.15	24.57	25.98	26.30	29.45	30.24	34.17	38.11	42.05	45.98	49.92	54.80	59.37	65.67	81.42	1.000	33	33		
18.27	18.74	19.84	22.99	24.41	25.83	26.14	29.29	30.08	34.02	37.95	41.89	45.83	49.77	54.65	59.21	65.51	81.26	1.000	34	34		
18.11	18.58	19.68	22.83	24.25	25.67	25.98	29.13	29.92	33.86	37.79	41.73	45.67	49.61	54.49	59.05	65.35	81.10	1.000	35	35		
17.95	18.43	19.53	22.68	24.10	25.51	25.83	28.98	29.77	33.70	37.64	41.58	45.51	49.45	54.33	58.90	65.20	80.95	1.000	36	36		
17.79	18.27	19.37	22.52	23.94	25.35	25.67	28.82	29.61	33.54	37.48	41.42	45.35	49.29	54.17	58.74	65.04	80.79	1.000	37	37		
17.64	18.11	19.21	22.36	23.78	25.20	25.51	28.66	29.45	33.39	37.32	41.26	45.20	49.14	54.02	58.58	64.88	80.63	1.000	38	38		
17.48	17.95	19.05	22.20	23.62	25.04	25.35	28.50	29.29	33.23	37.16	41.10	45.04	48.98	53.86	58.42	64.72	80.47	1.000	39	39		
17.32	17.80	18.90	22.05	23.47	24.88	25.20	28.35	29.14	33.07	37.01	40.95	44.88	48.82	53.70	58.27	64.57	80.32	1.000	40	40		
17.17	17.64	18.74	21.89	23.31	24.73	25.04	28.19	28.98	32.76	36.69	40.63	44.57	48.51	53.39	57.95	64.25	80.00	1.000	42	42		
16.99	17.47	18.57	21.73	23.15	24.57	24.88	28.03	28.82	32.44	36.38	40.32	44.25	48.19	53.07	57.64	63.94	79.69	1.000	44	44		
16.83	16.85	17.95	21.10	22.52	23.94	24.25	27.40	28.19	32.13	36.06	40.00	43.94	47.88	52.76	57.32	63.62	79.37	1.000	46	46		
16.66	16.54	17.64	20.79	22.21	23.62	23.94	27.09	27.88	31.81	35.75	39.69	43.62	47.56	52.44	57.01	63.31	79.06	1.000	48	48		
15.75	16.22	17.32	20.47	21.89	23.31	23.62	26.77	27.56	31.50	35.43	39.37	43.31	47.25	52.13	56.69	62.99	78.74	1.000	50	50		
15.27	15.75	16.85	20.00	21.42	22.83	23.15	26.30	27.09	31.02	34.96	38.90	42.83	46.77	51.65	56.22	62.52	78.27	1.000	53	53		
14.80	15.28	16.38	19.53	20.95	22.36	22.68	25.83	26.62	30.55	34.49	38.43	42.36	46.30	51.18	55.75	62.05	77.80	1.000	56	56		
13.54	14.02	15.12	18.27	19.69	21.10	21.42	24.57	25.36	29.29	33.23	37.17	41.10	45.04	49.92	54.49	60.79	76.54	1.000	64	64		
12.28	12.76	13.86	17.01	18.43	19.84	20.16	23.31	24.10	28.03	31.97	35.91	39.84	43.78	48.66	53.23	59.53	75.28	1.000	72	72		
11.02	11.50	12.60	15.75	17.17	18.58	18.90	22.05	22.84	26.77	30.71	34.65	38.58	42.52	47.40	51.97	58.27	74.02	1.000	80	80		
17.56	18.03	19.13	22.28	23.70	25.12	25.43	28.58	29.37	33.31	37.24	41.18	45.12	49.06	53.94	58.50	64.80	80.55	1.026	38	39		
17.40	17.87	18.97	22.12	23.54	24.96	25.27	28.42	29.21	33.15	37.08	41.02	44.96	48.90	53.78	58.34	64.64	80.39	1.026	39	40		
17.71	18.19	19.29	22.44	23.86	25.27	25.59	28.74	29.53	33.46	37.40	41.34	45.27	49.21	54.09	58.66	64.96	80.71	1.027	37	38		
17.87	18.35	19.45	22.60	24.02	25.43	25.75	28.90	29.69	33.62	37.56	41.50	45.43	49.37	54.25	58.82	65.12	80.87	1.028	36	37		
18.19	18.66	19.76	22.91	24.33	25.75	26.06	29.21	30.00	33.94	37.87	41.81	45.75	49.69	54.57	59.13	65.43	81.18	1.029	34	35		
18.03	18.50	19.60	22.75	24.17	25.59	25.90	29.05	29.84	33.78	37.71	41.65	45.59	49.53	54.41	58.97	65.27	81.02	1.029	35	36		
18.34	18.82	19.92	23.07	24.49	25.90	26.22	29.37	30.16	34.09	38.03	41.97	45.90	49.84	54.72	59.29	65.59	81.34	1.030	33	34		
18.50	18.98	20.08	23.23	24.65	26.06	26.38	29.53	30.32	34.25	38.19	42.13	46.06	50.00	54.88	59.45	65.75	81.50	1.031	32	33		
18.66	19.13	20.23	23.38	24.80	26.22	26.53	29.68	30.47	34.41	38.34	42.28	46.22	50.16	55.04	59.60	65.90	81.65	1.032	31	32		
18.82	19.29	20.39	23.54	24.96	26.38	26.69	29.84	30.63	34.57	38.50	42.44	46.38	50.32	55.20	59.76	66.06	81.81	1.033	30	31		
19.37	19.45	20.55	23.70	25.12	26.53	26.85	30.00	30.79	34.72	38.66	42.60	46.53	50.47	55.35	59.92	66.22	81.97	1.034	29	30		
19.13	19.61	20.71	23.86	25.28	26.69	27.01	30.16	30.95	34.88	38.82	42.76	46.69	50.63	55.51	60.08	66.38	82.13	1.036	28	29		
19.29	19.76	20.86	24.01	25.43	26.85	27.16	30.31	31.10	35.04	38.97	42.91	46.85	50.79	55.67	60.23	66.53	82.28	1.037	27	28		
19.45	19.92	21.02	24.17	25.59	27.01	27.32	30.47	31.26	35.20	39.13	43.07	47.01	50.95	55.83	60.39	66.69	82.44	1.038	26	27		
19.60	20.08	21.18	24.33	25.75	27.16	27.48	30.63	31.42	35.35	39.29	43.23	47.16	51.10	55.98	60.55	66.85	82.60	1.040	25	26		
19.76	20.24	21.34	24.49	25.91	27.32	27.64	30.79	31.58	35.51	39.45	43.39	47.32	51.26	56.14	60.71	67.01	82.76	1.042	24	25		
15.90	16.38	17.48	20.63	22.05	23.46	23.78	26.93	27.72	31.65	35.59	39.53	43.46	47.40	52.28	56.85	63.15	78.90	1.042	48	50		
16.22	16.69	17.79	20.94	22.36	23.78	24.09	27.24	28.03	31.97	35.90	39.84	43.78	47.72	52.60	57.16	63.46	79.21	1.043	46	48		
16.53	17.01	18.11	21.26	22.68	24.09	24.41	27.56	28.35	32.2													

Sprocket Combinations				Speed Ratio	Center Distance, Inches																	
DriveR		DriveN			384-8MGT P.L. 15.118 48 teeth	480-8MGT P.L. 18.898 60 teeth	560-8MGT P.L. 22.047 70 teeth	600-8MGT P.L. 23.622 75 teeth	640-8MGT P.L. 25.197 80 teeth	720-8MGT P.L. 28.346 90 teeth	800-8MGT P.L. 31.496 100 teeth	840-8MGT P.L. 33.071 105 teeth	880-8MGT P.L. 34.646 110 teeth	920-8MGT P.L. 36.220 115 teeth	960-8MGT P.L. 37.795 120 teeth	1040-8MGT P.L. 40.945 130 teeth	1064-8MGT P.L. 41.880 133 teeth	1120-8MGT P.L. 44.094 140 teeth	1160-8MGT P.L. 45.669 145 teeth			
No. of Grooves	Pitch Diameter (Inches)	No. of Grooves	Pitch Diameter (Inches)																			
38	3.810	42	4.211			4.72	5.51	6.30	7.87	9.45	10.23	11.02	11.81	12.60	14.17	14.64	15.74	16.53				
28	2.807	31	3.108		4.80	6.38	7.16	7.95	9.53	11.10	11.89	12.68	13.46	14.25	15.82	16.30	17.40	18.19				
27	2.707	30	3.008		4.96	6.53	7.32	8.11	9.69	11.26	12.05	12.84	13.62	14.41	15.98	16.46	17.56	18.35				
36	3.609	40	4.010			5.04	5.82	6.61	8.19	9.76	10.55	11.34	12.12	12.91	14.48	14.96	16.06	16.85				
72	7.218	80	8.020												8.49	8.97	10.07	10.86				
35	3.509	39	3.910			5.19	5.98	6.77	8.35	9.92	10.71	11.50	12.28	13.07	14.64	15.12	16.22	17.01				
26	2.607	29	2.907		5.12	6.69	7.48	8.27	9.84	11.42	12.20	12.99	13.78	14.57	16.14	16.61	17.71	18.50				
34	3.409	38	3.810			5.35	6.14	6.93	8.50	10.08	10.86	11.65	12.44	13.23	14.80	15.27	16.37	17.16				
25	2.506	28	2.807	3.38	5.28	6.85	7.64	8.43	10.00	11.58	12.36	13.15	13.94	14.73	16.30	16.77	17.87	18.66				
50	5.013	56	5.614						5.82	7.40	8.18	8.97	9.76	10.55	12.12	12.59	13.70	14.49				
33	3.308	37	3.709			5.51	6.30	7.09	8.66	10.24	11.02	11.81	12.60	13.39	14.96	15.43	16.53	17.32				
24	2.406	27	2.707	3.54	5.43	7.01	7.79	8.58	10.16	11.73	12.52	13.31	14.09	14.88	16.45	16.93	18.03	18.82				
32	3.208	36	3.609		4.09	5.67	6.45	7.24	8.82	10.39	11.18	11.97	12.75	13.54	15.11	15.59	16.69	17.48				
64	6.416	72	7.218										7.39	8.18	9.75	10.23	11.33	12.12				
80	8.020	90	9.023															9.44				
39	3.910	44	4.411				5.27	6.06	7.64	9.21	10.00	10.79	11.57	12.36	13.93	14.41	15.51	16.30				
31	3.108	35	3.509		4.25	5.82	6.61	7.40	8.98	10.55	11.34	12.13	12.91	13.70	15.27	15.75	16.85	17.64				
30	3.008	34	3.409		4.41	5.98	6.77	7.56	9.13	10.71	11.49	12.28	13.07	13.86	15.43	15.90	17.00	17.79				
37	3.709	42	4.211			4.80	5.58	6.37	7.95	9.53	10.31	11.10	11.89	12.68	14.25	14.72	15.82	16.61				
22	2.206	25	2.506	3.86	5.75	7.32	8.11	8.90	10.47	12.05	12.83	13.62	14.41	15.20	16.77	17.24	18.34	19.13				
44	4.411	50	5.013						6.77	8.34	9.13	9.92	10.70	11.49	13.06	13.54	14.64	15.43				
29	2.907	33	3.308		4.56	6.14	6.93	7.72	9.29	10.87	11.65	12.44	13.23	14.02	15.59	16.06	17.16	17.95				
28	2.807	32	3.208		4.72	6.30	7.08	7.87	9.45	11.02	11.81	12.60	13.38	14.17	15.74	16.22	17.32	18.11				
35	3.509	40	4.010			5.11	5.90	6.69	8.27	9.84	10.63	11.42	12.20	12.99	14.56	15.04	16.14	16.93				
42	4.211	48	4.812						5.51	7.08	8.66	9.44	10.23	11.02	11.81	13.38	13.86	14.96	15.75			
56	5.614	64	6.416								7.08	7.87	8.65	9.44	11.01	11.49	12.59	13.38				
34	3.409	39	3.910			5.27	6.06	6.85	8.42	10.00	10.78	11.57	12.36	13.15	14.72	15.19	16.29	17.08				
27	2.707	31	3.108		4.88	6.45	7.24	8.03	9.61	11.18	11.97	12.76	13.54	14.33	15.90	16.38	17.48	18.27				
40	4.010	46	4.612				5.03	5.82	7.40	8.97	9.76	10.55	11.33	12.12	13.69	14.17	15.27	16.06				
33	3.308	38	3.810			5.43	6.21	7.01	8.58	10.16	10.94	11.73	12.52	13.31	14.88	15.35	16.45	17.24				
46	4.612	53	5.314						6.37	7.95	8.73	9.52	10.31	11.10	12.67	13.14	14.24	15.04				
26	2.607	30	3.008		5.04	6.61	7.40	8.19	9.76	11.34	12.12	12.91	13.70	14.49	16.06	16.53	17.63	18.42				
32	3.208	37	3.709		4.01	5.59	6.37	7.16	8.74	10.31	11.10	11.89	12.67	13.47	15.04	15.51	16.61	17.40				
38	3.810	44	4.411				5.34	6.14	7.71	9.29	10.07	10.86	11.65	12.44	14.01	14.49	15.59	16.38				
25	2.506	29	2.907		5.19	6.77	7.56	8.35	9.92	11.50	12.28	13.07	13.86	14.65	16.22	16.69	17.79	18.58				
31	3.108	36	3.609		4.17	5.74	6.53	7.32	8.90	10.47	11.26	12.05	12.83	13.62	15.19	15.67	16.77	17.56				
24	2.406	28	2.807	3.46	5.35	6.93	7.71	8.50	10.08	11.65	12.44	13.23	14.01	14.80	16.37	16.85	17.95	18.74				
30	3.008	35	3.509		4.32	5.90	6.69	7.48	9.05	10.63	11.41	12.20	12.99	13.78	15.35	15.82	16.92	17.71				
36	3.609	42	4.211			4.87	5.66	6.45	8.03	9.60	10.39	11.18	11.96	12.75	14.33	14.80	15.90	16.69				
48	4.812	56	5.614						5.97	7.55	8.34	9.13	9.91	10.70	12.27	12.75	13.85	14.64				
29	2.907	34	3.409		4.48	6.06	6.84	7.64	9.21	10.79	11.57	12.36	13.15	13.94	15.51	15.98	17.08	17.87				
34	3.409	40	4.010			5.19	5.98	6.77	8.34	9.92	10.70	11.49	12.28	13.07	14.64	15.12	16.22	17.01				
28	2.807	33	3.308		4.64	6.22	7.00	7.79	9.37	10.94	11.73	12.52	13.30	14.10	15.67	16.14	17.24	18.03				
39	3.910	46	4.612			5.10	5.90	6.70	8.27	9.84	10.63	11.41	12.20	13.00	14.57	15.04	16.14	16.93				
22	2.206	26	2.607	3.77	5.67	7.24	8.03	8.82	10.39	11.97	12.75	13.54	14.33	15.12	16.69	17.16	18.26	19.05				
33	3.308	39	3.910			5.35	6.13	6.92	8.50	10.08	10.86	11.65	12.44	13.23	14.80	15.27	16.37	17.16				
27	2.707	32	3.208		4.80	6.37	7.16	7.95	9.53	11.10	11.89	12.68	13.46	14.25	15.82	16.30	17.40	18.19				
32	3.208	38	3.810			5.50	6.29	7.08	8.66	10.23	11.02	11.81	12.59	13.38	14.96	15.43	16.53	17.32				
37	3.709	44	4.411			4.63	5.42	6.21	7.79	9.37	10.15	10.94	11.73	12.52	14.09	14.56	15.66	16.45				
42	4.211	50	5.013					5.34	6.92	8.50	9.28	10.07	10.86	11.65	13.22	13.69	14.80	15.59				
26	2.607	31	3.108		4.96	6.53	7.32	8.11	9.68	11.26	12.04	12.83	13.62	14.41	15.98	16.45	17.55	18.34				
31	3.108	37	3.709		4.08	5.66	6.45	7.24	8.82	10.39	11.18	11.97	12.75	13.54	15.11	15.59	16.69	17.48				
25	2.506	30	3.008		5.11	6.69	7.48	8.27	9.84	11.42	12.20	12.99	13.78	14.57	16.14	16.61	17.71	18.50				
30	3.008	36	3.609		4.24	5.82	6.61	7.40	8.97	10.55	11.33	12.12	12.91	13.70	15.27	15.75	16.85	17.64				
35	3.509	42	4.211			4.95	5.74	6.53	8.10	9.68	10.47	11.26	12.04	12.83	14.40	14.88	15.98	16.77				
40	4.010	48	4.812					5.66	7.24	8.81	9.60	10.39	11.17	11.96	13.54	14.01	15.11	15.90				
44	4.411	53	5.3>																			

Center Distance, Inches																		Speed Ratio	Sprocket Combinations	
1200-8MGT P.L. 47.244 150 teeth	1224-8MGT P.L. 48.189 153 teeth	1290-8MGT P.L. 50.394 160 teeth	1440-8MGT P.L. 56.693 180 teeth	1512-8MGT P.L. 59.528 189 teeth	1584-8MGT P.L. 62.362 198 teeth	1600-8MGT P.L. 62.992 200 teeth	1760-8MGT P.L. 69.291 220 teeth	1800-8MGT P.L. 70.866 225 teeth	2000-8MGT P.L. 78.740 250 teeth	2200-8MGT P.L. 86.614 275 teeth	2400-8MGT P.L. 94.488 300 teeth	2600-8MGT P.L. 102.362 325 teeth	2800-8MGT P.L. 110.236 350 teeth	3048-8MGT P.L. 120.000 381 teeth	3280-8MGT P.L. 129.134 410 teeth	3600-8MGT P.L. 141.732 450 teeth	4400-8MGT P.L. 173.228 550 teeth		DriveR No. of Grooves	DriveN No. of Grooves
17.32	17.79	18.89	22.04	23.46	24.88	25.19	28.34	29.13	33.07	37.00	40.94	44.88	48.82	53.70	58.26	64.57	80.32	1.105	38	42
18.97	19.45	20.55	23.70	25.12	26.53	26.85	30.00	30.79	34.72	38.66	42.60	46.53	50.47	55.35	59.92	66.22	81.97	1.107	28	31
19.13	19.61	20.71	23.86	25.28	26.69	27.01	30.16	30.95	34.88	38.82	42.76	46.69	50.63	55.51	60.08	66.38	82.13	1.111	27	30
17.63	18.11	19.21	22.36	23.78	25.20	25.51	28.66	29.45	33.39	37.32	41.26	45.20	49.14	54.02	58.58	64.88	80.63	1.111	36	40
11.65	12.12	13.22	16.37	17.79	19.21	19.52	22.67	23.46	27.40	31.33	35.27	39.21	43.15	48.03	52.60	58.90	74.65	1.111	72	80
17.79	18.27	19.37	22.52	23.94	25.35	25.67	28.82	29.61	33.54	37.48	41.42	45.35	49.29	54.17	58.74	65.04	80.79	1.114	35	39
19.29	19.76	20.86	24.01	25.43	26.85	27.16	30.31	31.10	35.04	38.97	42.91	46.85	50.79	55.67	60.23	66.53	82.28	1.115	26	29
17.95	18.42	19.52	22.67	24.09	25.51	25.82	28.97	29.76	33.70	37.63	41.57	45.51	49.45	54.33	58.89	65.19	80.94	1.118	34	38
19.45	19.92	21.02	24.17	25.59	27.01	27.32	30.47	31.26	35.20	39.13	43.07	47.01	50.95	55.83	60.39	66.69	82.44	1.120	25	28
15.27	15.75	16.85	20.00	21.42	22.83	23.15	26.30	27.09	31.02	34.96	38.90	42.83	46.77	51.65	56.22	62.52	78.27	1.120	50	56
18.11	18.58	19.68	22.83	24.25	25.67	25.98	29.13	29.92	33.86	37.79	41.73	45.67	49.61	54.49	59.05	65.35	81.10	1.121	33	37
19.60	20.08	21.18	24.33	25.75	27.16	27.48	30.63	31.42	35.35	39.29	43.23	47.16	51.10	55.98	60.55	66.85	82.60	1.125	24	27
18.26	18.74	19.84	22.99	24.41	25.83	26.14	29.29	30.08	34.02	37.95	41.89	45.83	49.77	54.65	59.21	65.51	81.26	1.125	32	36
12.91	13.38	14.48	17.63	19.05	20.47	20.78	23.93	24.72	28.66	32.59	36.53	40.47	44.41	49.29	53.86	60.16	75.91	1.125	64	72
10.22	10.70	11.80	14.95	16.37	17.79	18.10	21.25	22.04	25.98	29.92	33.86	37.79	41.73	46.61	51.18	57.48	73.23	1.125	80	90
17.08	17.56	18.66	21.81	23.23	24.64	24.96	28.11	28.90	32.83	36.77	40.71	44.64	48.58	53.46	58.03	64.33	80.08	1.128	39	44
18.42	18.90	20.00	23.15	24.57	25.98	26.30	29.45	30.24	34.17	38.11	42.05	45.98	49.92	54.80	59.37	65.67	81.42	1.129	31	35
18.58	19.05	20.15	23.30	24.72	26.14	26.45	29.60	30.39	34.33	38.26	42.20	46.14	50.08	54.96	59.52	65.82	81.57	1.133	30	34
17.40	17.87	18.97	22.12	23.54	24.96	25.27	28.42	29.21	33.15	37.08	41.02	44.96	48.90	53.78	58.34	64.64	80.39	1.135	37	42
19.92	20.39	21.49	24.64	26.06	27.48	27.79	30.94	31.73	35.67	39.60	43.54	47.48	51.42	56.30	60.86	67.16	82.91	1.136	22	25
16.22	16.69	17.79	20.94	22.36	23.78	24.09	27.24	28.03	31.97	35.90	39.84	43.78	47.72	52.60	57.16	63.46	79.21	1.136	44	50
18.74	19.21	20.31	23.46	24.88	26.30	26.61	29.76	30.55	34.49	38.42	42.36	46.30	50.24	55.12	59.68	65.98	81.73	1.138	29	33
18.89	19.37	20.47	23.62	25.04	26.46	26.77	29.92	30.71	34.65	38.58	42.52	46.46	50.40	55.28	59.84	66.14	81.89	1.143	28	32
17.71	18.19	19.29	22.44	23.86	25.27	25.59	28.74	29.53	33.46	37.40	41.34	45.27	49.21	54.09	58.66	64.96	80.71	1.143	35	40
16.53	17.01	18.11	21.26	22.68	24.09	24.41	27.56	28.35	32.28	36.22	40.16	44.09	48.03	52.91	57.48	63.78	79.53	1.143	42	48
14.17	14.64	15.74	18.89	20.31	21.73	22.04	25.19	25.98	29.92	33.85	37.79	41.73	45.67	50.55	55.12	61.42	77.17	1.143	56	64
17.87	18.34	19.45	22.60	24.02	25.43	25.75	28.90	29.69	33.62	37.56	41.50	45.43	49.37	54.25	58.82	65.12	80.87	1.147	34	39
19.05	19.53	20.63	23.78	25.20	26.61	26.93	30.08	30.87	34.80	38.74	42.68	46.61	50.55	55.43	60.00	66.30	82.05	1.148	27	31
16.85	17.32	18.42	21.57	22.99	24.41	24.72	27.87	28.66	32.60	36.53	40.47	44.41	48.35	53.23	57.79	64.09	79.84	1.150	40	46
18.03	18.50	19.60	22.75	24.17	25.59	25.90	29.05	29.84	33.78	37.71	41.65	45.59	49.53	54.41	58.97	65.27	81.02	1.152	33	38
15.82	16.30	17.40	20.55	21.97	23.38	23.70	26.85	27.64	31.57	35.51	39.45	43.38	47.32	52.20	56.77	63.07	78.82	1.152	46	53
19.21	19.68	20.78	23.93	25.35	26.77	27.08	30.23	31.02	34.96	38.89	42.83	46.77	50.71	55.59	60.15	66.45	82.20	1.154	26	30
18.19	18.66	19.76	22.91	24.33	25.75	26.06	29.21	30.00	33.94	37.87	41.81	45.75	49.69	54.57	59.13	65.43	81.18	1.156	32	37
17.16	17.64	18.74	21.89	23.31	24.72	25.04	28.19	28.98	32.91	36.85	40.79	44.72	48.66	53.54	58.11	64.41	80.16	1.158	38	44
19.37	19.84	20.94	24.09	25.51	26.93	27.24	30.39	31.18	35.12	39.05	42.99	46.93	50.87	55.75	60.31	66.61	82.36	1.160	25	29
18.34	18.82	19.92	23.07	24.49	25.90	26.22	29.37	30.16	34.09	38.03	41.97	45.90	49.84	54.72	59.29	65.59	81.34	1.161	31	36
19.52	20.00	21.10	24.25	25.67	27.08	27.40	30.55	31.34	35.28	39.21	43.15	47.09	51.03	55.91	60.47	66.77	82.52	1.167	24	28
18.50	18.97	20.07	23.23	24.65	26.06	26.38	29.53	30.32	34.25	38.19	42.13	46.06	50.00	54.88	59.45	65.75	81.50	1.167	30	35
17.48	17.95	19.05	22.20	23.62	25.04	25.35	28.50	29.29	33.23	37.16	41.10	45.04	48.98	53.86	58.42	64.72	80.47	1.167	36	42
15.43	15.90	17.00	20.15	21.57	22.99	23.30	26.45	27.24	31.18	35.11	39.05	42.99	46.93	51.81	56.38	62.68	78.43	1.167	48	56
16.66	17.13	18.23	21.38	22.80	24.21	24.52	27.67	28.46	32.40	36.34	40.28	44.22	48.16	53.04	57.60	63.90	79.65	1.172	29	34
17.79	18.27	19.37	22.52	23.94	25.35	25.67	28.82	29.61	33.54	37.48	41.42	45.35	49.29	54.17	58.74	65.04	80.79	1.176	34	40
18.82	19.29	20.39	23.54	24.96	26.38	26.69	29.84	30.63	34.57	38.50	42.44	46.38	50.32	55.20	59.76	66.06	81.81	1.179	28	33
16.92	17.40	18.50	21.65	23.07	24.48	24.80	27.95	28.74	32.67	36.61	40.55	44.49	48.43	53.31	57.87	64.17	79.92	1.179	39	46
19.84	20.31	21.41	24.56	25.98	27.40	27.71	30.86	31.65	35.59	39.52	43.46	47.40	51.34	56.22	60.78	67.08	82.83	1.182	22	26
17.95	18.42	19.52	22.67	24.09	25.51	25.82	28.97	29.76	33.70	37.63	41.57	45.51	49.45	54.33	58.90	65.20	80.95	1.182	33	39
18.97	19.45	20.55	23.70	25.12	26.53	26.85	30.00	30.79	34.72	38.66	42.60									

Sprocket Combinations				Speed Ratio	Center Distance, Inches																
DriveR		DriveN																			
No. of Grooves	Pitch Diameter (Inches)	No. of Grooves	Pitch Diameter (Inches)		384-8MGT P.L. 15.118 48 teeth	480-8MGT P.L. 18.888 60 teeth	560-8MGT P.L. 22.047 70 teeth	600-8MGT P.L. 23.622 75 teeth	640-8MGT P.L. 25.197 80 teeth	720-8MGT P.L. 28.346 90 teeth	800-8MGT P.L. 31.496 100 teeth	840-8MGT P.L. 33.071 105 teeth	880-8MGT P.L. 34.646 110 teeth	920-8MGT P.L. 36.220 115 teeth	960-8MGT P.L. 37.795 120 teeth	1040-8MGT P.L. 40.945 130 teeth	1064-8MGT P.L. 41.880 133 teeth	1120-8MGT P.L. 44.094 140 teeth	1160-8MGT P.L. 45.669 145 teeth		
35	3.509	44	4.411	1.257		4.78	5.57	6.36	7.94	9.52	10.30	11.10	11.88	12.67	14.24	14.72	15.82	16.61			
31	3.108	39	3.910	1.258		5.50	6.29	7.08	8.65	10.23	11.02	11.81	12.59	13.38	14.95	15.43	16.53	17.32			
27	2.707	34	3.409	1.259	4.63	6.21	7.00	7.79	9.36	10.94	11.73	12.52	13.30	14.09	15.66	16.14	17.24	18.03			
42	4.211	53	5.314	1.262					6.67	8.25	9.04	9.83	10.61	11.41	12.98	13.45	14.55	15.34			
38	3.810	48	4.812	1.263			5.01	5.81	7.39	8.96	9.75	10.54	11.33	12.12	13.69	14.16	15.27	16.06			
30	3.008	38	3.810	1.267		4.08	5.66	6.44	7.23	8.81	10.39	11.17	11.96	12.75	13.54	15.11	15.58	16.69			
26	2.607	33	3.308	1.269		4.79	6.37	7.16	7.95	9.52	11.10	11.88	12.67	13.46	14.25	15.82	16.30	17.40			
22	2.206	28	2.807	1.273	3.61	5.50	7.08	7.87	8.66	10.23	11.81	12.59	13.38	14.17	14.96	16.53	17.01	18.11			
33	3.308	42	4.211	1.273		5.10	5.89	6.68	8.26	9.83	10.62	11.41	12.20	12.99	14.56	15.03	16.13	16.92			
44	4.411	56	5.614	1.273				6.27	7.85	9.43	10.22	11.01	11.80	12.59	14.16	14.63	15.73	16.52			
29	2.907	37	3.709	1.276		4.23	5.81	6.60	7.39	8.97	10.55	11.33	12.12	12.91	13.70	15.27	15.74	16.84			
36	3.609	46	4.612	1.278			5.33	6.12	6.91	8.49	9.28	10.07	10.86	11.64	12.43	14.00	14.48	15.58			
25	2.506	32	3.208	1.280		4.95	6.53	7.31	8.10	9.68	11.26	12.04	12.83	13.62	14.41	15.98	16.45	17.55			
50	5.013	64	6.416	1.280							6.74	7.53	8.32	9.11	9.90	11.47	11.95	13.05			
39	3.910	50	5.013	1.282					5.56	7.15	8.72	9.51	10.30	11.09	11.88	13.45	13.93	15.03			
28	2.807	36	3.609	1.286		4.39	5.97	6.76	7.55	9.13	10.70	11.49	12.28	13.06	13.86	15.43	15.90	17.00			
56	5.614	72	7.218	1.286									7.20	7.99	8.79	10.36	10.84	11.94			
31	3.108	40	4.010	1.290			5.42	6.20	6.99	8.57	10.15	10.94	11.73	12.51	13.30	14.87	15.35	16.45			
24	2.406	31	3.108	1.292		5.11	6.69	7.47	8.26	9.84	11.41	12.20	12.99	13.77	14.57	16.14	16.61	17.71			
34	3.409	44	4.411	1.294			4.86	5.65	6.44	8.02	9.60	10.38	11.17	11.96	12.75	14.32	14.79	15.90			
27	2.707	35	3.509	1.296		4.55	6.13	6.92	7.71	9.28	10.86	11.65	12.44	13.22	14.01	15.58	16.06	17.16			
37	3.709	48	4.812	1.297			5.09	5.88	6.67	8.25	9.83	10.62	11.40	12.20	13.00	14.57	15.04	16.14			
30	3.008	39	3.910	1.300		3.99	5.57	6.36	7.15	8.73	10.31	11.09	11.88	12.67	13.46	15.03	15.51	16.61			
26	2.607	34	3.409	1.308		4.71	6.29	7.07	7.86	9.44	11.02	11.80	12.59	13.38	14.17	15.74	16.22	17.32			
29	2.907	38	3.810	1.310		4.15	5.73	6.52	7.31	8.89	10.46	11.25	12.04	12.83	13.62	15.19	15.66	16.76			
32	3.208	42	4.211	1.313			5.17	5.96	6.75	8.33	9.91	10.70	11.49	12.27	13.06	14.63	15.11	16.21			
35	3.509	46	4.612	1.314			4.61	5.40	6.20	7.78	9.36	10.14	10.93	11.72	12.51	14.08	14.56	15.66			
38	3.810	50	5.013	1.316					5.64	7.22	8.80	9.59	10.38	11.16	11.96	13.53	14.00	15.10			
22	2.206	29	2.907	1.318	3.53	5.42	7.00	7.79	8.58	10.15	11.73	12.51	13.30	14.09	14.88	16.45	16.93	18.03			
25	2.506	33	3.308	1.320		4.87	6.45	7.23	8.02	9.60	11.18	11.96	12.75	13.54	14.33	15.90	16.37	17.47			
28	2.807	37	3.709	1.321		4.31	5.89	6.68	7.47	9.05	10.62	11.41	12.20	12.98	13.77	15.35	15.82	16.92			
40	4.010	53	5.314	1.325					5.24	6.82	8.40	9.19	9.98	10.77	11.56	13.13	13.61	14.71			
24	2.406	32	3.208	1.333		5.02	6.60	7.39	8.18	9.76	11.33	12.12	12.91	13.69	14.49	16.06	16.53	17.63			
27	2.707	36	3.609	1.333		4.47	6.05	6.83	7.63	9.20	10.78	11.57	12.36	13.14	13.93	15.50	15.98	17.08			
30	3.008	40	4.010	1.333			5.49	6.28	7.07	8.65	10.23	11.01	11.80	12.59	13.38	14.95	15.42	16.53			
33	3.308	44	4.411	1.333			4.93	5.72	6.51	8.09	9.67	10.46	11.25	12.03	12.83	14.40	14.87	15.97			
36	3.609	48	4.812	1.333				5.16	5.96	7.54	9.12	9.90	10.69	11.48	12.27	13.84	14.32	15.42			
42	4.211	56	5.614	1.333					6.42	8.00	9.58	10.37	11.16	11.96	12.75	14.32	14.79	15.90			
48	4.812	64	6.416	1.333						6.88	8.46	9.25	10.04	10.83	11.62	13.19	13.66	14.76			
29	2.907	39	3.910	1.345		4.06	5.65	6.44	7.23	8.81	10.38	11.17	11.96	12.75	13.54	15.11	15.58	16.68			
26	2.607	35	3.509	1.346		4.62	6.21	6.99	7.78	9.36	10.94	11.72	12.51	13.30	14.09	15.66	16.14	17.24			
37	3.709	50	5.013	1.351				4.92	5.71	7.30	8.88	9.66	10.45	11.24	12.03	13.60	14.08	15.18			
34	3.409	46	4.612	1.353			4.69	5.48	6.27	7.85	9.43	10.22	11.01	11.79	12.59	14.16	14.63	15.73			
31	3.108	42	4.211	1.355			5.25	6.04	6.83	8.41	9.99	10.77	11.56	12.35	13.14	14.71	15.19	16.29			
28	2.807	38	3.810	1.357		4.22	5.81	6.59	7.39	8.96	10.54	11.33	12.12	12.90	13.69	15.26	15.74	16.84			
53	5.314	72	7.218	1.358									7.42	8.21	9.01	10.58	11.06	12.17			
39	3.910	53	5.314	1.359					5.31	6.89	8.48	9.26	10.06	10.84	11.63	13.21	13.68	14.78			
25	2.506	34	3.409	1.360		4.78	6.36	7.15	7.94	9.52	11.10	11.88	12.67	13.46	14.25	15.82	16.29	17.39			
22	2.206	30	3.008	1.364	3.44	5.34	6.92	7.70	8.50	10.07	11.65	12.43	13.22	14.01	14.80	16.37	16.85	17.95			
27	2.707	37	3.709	1.370		4.38	5.96	6.75	7.54	9.12	10.70	11.48	12.28	13.06	13.85	15.42	15.90	17.00			
35	3.509	48	4.812	1.371				5.23	6.03	7.61	9.19	9.98	10.77	11.56	12.35	13.92	14.39	15.50			
24	2.406	33	3.308	1.375		4.94	6.52	7.31	8.10	9.68	11.25	12.04	12.83	13.61	14.41	15.98	16.45	17.55			
32	3.208	44	4.411	1.375			5.00	5.79	6.59	8.17	9.75	10.53	11.33	12.11	12.90	14.47	14.95	16.05			
29	2.907	40	4.010	1.379		3.98	5.57	6.35	7.15	8.72	10.30	11.09	11.88	12.67	13.46	15.03	15.50	16.60			
26	2.607	36	3.609	1.385		4.54	6.12	6.91	7.70	9.28	10.86	11.64	12.43	13.22	14.01	15.58	16.06	17.16			
36	3.609	50	5.013	1.389				4.99	5.79	7.37	8.95	9.74	10.53	11.32	12.11	13.68	14.16	15.26			
46	4.612	64	6.416	1.391							7.03	7.82	8.62	9.41	10.20	11.77					

Center Distance, Inches																	Speed Ratio	Sprocket Combinations	
120-8MGT P.L. 47.24 150 teeth	124-8MGT P.L. 48.18 153 teeth	128-8MGT P.L. 49.12 156 teeth	132-8MGT P.L. 50.06 159 teeth	136-8MGT P.L. 51.00 162 teeth	140-8MGT P.L. 51.94 165 teeth	144-8MGT P.L. 52.88 168 teeth	148-8MGT P.L. 53.82 171 teeth	152-8MGT P.L. 54.76 174 teeth	156-8MGT P.L. 55.70 177 teeth	160-8MGT P.L. 56.64 180 teeth	164-8MGT P.L. 57.58 183 teeth	168-8MGT P.L. 58.52 186 teeth	172-8MGT P.L. 59.46 189 teeth	176-8MGT P.L. 60.40 192 teeth	180-8MGT P.L. 61.34 195 teeth	184-8MGT P.L. 62.28 198 teeth		DriveR No. of Grooves	DriveN No. of Grooves
17.39	17.87	18.35	18.83	19.31	19.79	20.27	20.75	21.23	21.71	22.19	22.67	23.15	23.63	24.11	24.59	25.07	1.257	35	44
18.10	18.58	19.06	19.54	20.02	20.50	20.98	21.46	21.94	22.42	22.90	23.38	23.86	24.34	24.82	25.30	25.78	1.258	31	39
18.81	19.29	19.77	20.25	20.73	21.21	21.69	22.17	22.65	23.13	23.61	24.09	24.57	25.05	25.53	26.01	26.49	1.259	27	34
16.13	16.60	17.08	17.56	18.04	18.52	19.00	19.48	19.96	20.44	20.92	21.40	21.88	22.36	22.84	23.32	23.80	1.262	42	53
16.84	17.32	17.80	18.28	18.76	19.24	19.72	20.20	20.68	21.16	21.64	22.12	22.60	23.08	23.56	24.04	24.52	1.263	38	48
18.26	18.74	19.22	19.70	20.18	20.66	21.14	21.62	22.10	22.58	23.06	23.54	24.02	24.50	24.98	25.46	25.94	1.267	30	38
18.97	19.45	19.93	20.41	20.89	21.37	21.85	22.33	22.81	23.29	23.77	24.25	24.73	25.21	25.69	26.17	26.65	1.269	26	33
19.68	20.16	20.64	21.12	21.60	22.08	22.56	23.04	23.52	24.00	24.48	24.96	25.44	25.92	26.40	26.88	27.36	1.273	22	28
17.71	18.18	18.66	19.14	19.62	20.10	20.58	21.06	21.54	22.02	22.50	22.98	23.46	23.94	24.42	24.90	25.38	1.273	33	42
15.73	16.21	16.69	17.17	17.65	18.13	18.61	19.09	19.57	20.05	20.53	21.01	21.49	21.97	22.45	22.93	23.41	1.274	44	56
18.42	18.89	19.37	19.85	20.33	20.81	21.29	21.77	22.25	22.73	23.21	23.69	24.17	24.65	25.13	25.61	26.09	1.276	29	37
17.16	17.63	18.11	18.59	19.07	19.55	20.03	20.51	20.99	21.47	21.95	22.43	22.91	23.39	23.87	24.35	24.83	1.278	36	46
19.13	19.60	20.08	20.56	21.04	21.52	22.00	22.48	22.96	23.44	23.92	24.40	24.88	25.36	25.84	26.32	26.80	1.280	25	32
14.63	15.10	15.58	16.06	16.54	17.02	17.50	17.98	18.46	18.94	19.42	19.90	20.38	20.86	21.34	21.82	22.30	1.280	50	64
16.60	17.08	17.56	18.04	18.52	19.00	19.48	19.96	20.44	20.92	21.40	21.88	22.36	22.84	23.32	23.80	24.28	1.282	39	50
18.58	19.05	19.53	20.01	20.49	20.97	21.45	21.93	22.41	22.89	23.37	23.85	24.33	24.81	25.29	25.77	26.25	1.286	28	36
13.52	13.99	14.47	14.95	15.43	15.91	16.39	16.87	17.35	17.83	18.31	18.79	19.27	19.75	20.23	20.71	21.19	1.286	56	72
18.02	18.50	18.98	19.46	19.94	20.42	20.90	21.38	21.86	22.34	22.82	23.30	23.78	24.26	24.74	25.22	25.70	1.290	31	40
19.29	19.76	20.24	20.72	21.20	21.68	22.16	22.64	23.12	23.60	24.08	24.56	25.04	25.52	26.00	26.48	26.96	1.292	24	31
17.47	17.95	18.43	18.91	19.39	19.87	20.35	20.83	21.31	21.79	22.27	22.75	23.23	23.71	24.19	24.67	25.15	1.294	34	44
18.73	19.21	19.69	20.17	20.65	21.13	21.61	22.09	22.57	23.05	23.53	24.01	24.49	24.97	25.45	25.93	26.41	1.296	27	35
16.92	17.39	17.87	18.35	18.83	19.31	19.79	20.27	20.75	21.23	21.71	22.19	22.67	23.15	23.63	24.11	24.59	1.297	37	48
18.18	18.66	19.14	19.62	20.10	20.58	21.06	21.54	22.02	22.50	22.98	23.46	23.94	24.42	24.90	25.38	25.86	1.300	30	39
18.89	19.37	19.85	20.33	20.81	21.29	21.77	22.25	22.73	23.21	23.69	24.17	24.65	25.13	25.61	26.09	26.57	1.308	26	34
18.34	18.81	19.29	19.77	20.25	20.73	21.21	21.69	22.17	22.65	23.13	23.61	24.09	24.57	25.05	25.53	26.01	1.310	29	38
17.79	18.26	18.74	19.22	19.70	20.18	20.66	21.14	21.62	22.10	22.58	23.06	23.54	24.02	24.50	24.98	25.46	1.313	32	42
17.23	17.71	18.19	18.67	19.15	19.63	20.11	20.59	21.07	21.55	22.03	22.51	22.99	23.47	23.95	24.43	24.91	1.314	35	46
16.68	17.15	17.63	18.11	18.59	19.07	19.55	20.03	20.51	20.99	21.47	21.95	22.43	22.91	23.39	23.87	24.35	1.316	38	50
19.60	20.08	20.56	21.04	21.52	22.00	22.48	22.96	23.44	23.92	24.40	24.88	25.36	25.84	26.32	26.80	27.28	1.318	22	29
19.05	19.52	20.00	20.48	20.96	21.44	21.92	22.40	22.88	23.36	23.84	24.32	24.80	25.28	25.76	26.24	26.72	1.320	25	33
18.50	18.97	19.45	19.93	20.41	20.89	21.37	21.85	22.33	22.81	23.29	23.77	24.25	24.73	25.21	25.69	26.17	1.321	28	37
16.28	16.76	17.24	17.72	18.20	18.68	19.16	19.64	20.12	20.60	21.08	21.56	22.04	22.52	23.00	23.48	23.96	1.325	40	53
19.21	19.68	20.16	20.64	21.12	21.60	22.08	22.56	23.04	23.52	24.00	24.48	24.96	25.44	25.92	26.40	26.88	1.333	24	32
18.65	19.13	19.61	20.09	20.57	21.05	21.53	22.01	22.49	22.97	23.45	23.93	24.41	24.89	25.37	25.85	26.33	1.333	27	36
18.10	18.58	19.06	19.54	20.02	20.50	20.98	21.46	21.94	22.42	22.90	23.38	23.86	24.34	24.82	25.30	25.78	1.333	30	40
17.55	18.02	18.50	18.98	19.46	19.94	20.42	20.90	21.38	21.86	22.34	22.82	23.30	23.78	24.26	24.74	25.22	1.333	33	44
17.00	17.47	17.95	18.43	18.91	19.39	19.87	20.35	20.83	21.31	21.79	22.27	22.75	23.23	23.71	24.19	24.67	1.333	36	48
15.89	16.36	16.84	17.32	17.80	18.28	18.76	19.24	19.72	20.20	20.68	21.16	21.64	22.12	22.60	23.08	23.56	1.333	42	56
14.78	15.26	15.74	16.22	16.70	17.18	17.66	18.14	18.62	19.10	19.58	20.06	20.54	21.02	21.50	21.98	22.46	1.333	48	64
18.26	18.73	19.21	19.69	20.17	20.65	21.13	21.61	22.09	22.57	23.05	23.53	24.01	24.49	24.97	25.45	25.93	1.345	29	39
18.81	19.29	19.77	20.25	20.73	21.21	21.69	22.17	22.65	23.13	23.61	24.09	24.57	25.05	25.53	26.01	26.49	1.346	26	35
16.76	17.23	17.71	18.19	18.67	19.15	19.63	20.11	20.59	21.07	21.55	22.03	22.51	22.99	23.47	23.95	24.43	1.351	37	50
17.31	17.79	18.27	18.75	19.23	19.71	20.19	20.67	21.15	21.63	22.11	22.59	23.07	23.55	24.03	24.51	24.99	1.353	34	46
17.86	18.34	18.82	19.30	19.78	20.26	20.74	21.22	21.70	22.18	22.66	23.14	23.62	24.10	24.58	25.06	25.54	1.355	31	42
18.42	18.89	19.37	19.85	20.33	20.81	21.29	21.77	22.25	22.73	23.21	23.69	24.17	24.65	25.13	25.61	26.09	1.357	28	38
13.74	14.22	14.70	15.18	15.66	16.14	16.62	17.10	17.58	18.06	18.54	19.02	19.50	19.98	20.46	20.94	21.42	1.358	53	72
16.36	16.84	17.32	17.80	18.28	18.76	19.24	19.72	20.20	20.68	21.16	21.64	22.12	22.60	23.08	23.56	24.04	1.359	39	53
18.97	19.44	19.92	20.40	20.88	21.36	21.84	22.32	22.80	23.28	23.76	24.24	24.72	25.20	25.68	26.16	26.64	1.360	25	34
19.52	20.00	20.48	20.96	21.44	21.92	22.40	22.88	23.36	23.84	24.32	24.80	25.28	25.76	26.24	26.72	27.20	1.364	22	30
18.57	19.05	19.53	20.01	20.49	20.97	21.45	21.93	22.41	22.89	23.37	23.85	24.33	24.81	25.29	25.77	26.25	1.370	27	37
17.07	17.55	18.03	18.51	18.99	19.47	19.95	20.43	20.91	21.39	21.87	22.35	22.83	23.31	23.79	24.27	24.75	1.371	35	48
19.13	19.60	20.08	20.56	21.04	21.52	22.00	22.48	22.96	23.44	23.92	24.40	24.88	25.36	25.84	26.32	26.80	1.375	24	33
17.63	18.10	18.58	19.06	19.54	20.02	20.50	20.98	21.46	21.94	22.42	22.90	23.38	23.86	24.34	24.82	25.30	1.375	32	44
18.18	18.65	19.13	19.61	20.09	20.57	21.05	21.53	22.01	22.49	22.97	23.45	23.93	24.41	24.89	25.37	25.85	1.379	29	40
18.73	19.21	19.69	20.17	20.65	21.13	21.61	22.09	22.57	23.05	23.53	24.01	24.49	24.97	25.45	25.93	26.41	1.385	26	36
16.83	17.31	17.79	18.27	18.75	19.23	19.71	20.19	20.67	21.15	21.63	22.11	22.59	23.07	23.55	24.03	24.51	1.389	36	50
14.93	15.41	15.89	16.37	16.85	17.33	17.81	18.29	18.77	19.25	19.73	20.21	20.69	21.17	21.65	22.13	22.61	1.391	46	64
18.34	18.81	19.29	19.77	20.25	20.73	21.21	21.69	22.17	22.65	23.13	23.61	24.09	24.57	25.05	25.53	26.01	1.393	28	39

Sprocket Combinations				Speed Ratio	Center Distance, Inches																			
DriveR		DriveN																						
No. of Grooves	Pitch Diameter (Inches)	No. of Grooves	Pitch Diameter (Inches)		364-3MGT P.L. 15.118 48 teeth	480-3MGT P.L. 18.888 60 teeth	560-3MGT P.L. 22.047 70 teeth	600-3MGT P.L. 23.622 75 teeth	640-3MGT P.L. 25.197 80 teeth	720-3MGT P.L. 28.346 90 teeth	800-3MGT P.L. 31.486 100 teeth	840-3MGT P.L. 33.071 105 teeth	880-3MGT P.L. 34.646 110 teeth	920-3MGT P.L. 36.220 115 teeth	960-3MGT P.L. 37.795 120 teeth	1040-3MGT P.L. 40.945 130 teeth	1064-3MGT P.L. 41.880 133 teeth	1120-3MGT P.L. 44.084 140 teeth	1160-3MGT P.L. 45.669 145 teeth					
22	2.206	32	3.208	1.455	3.27	5.17	6.75	7.54	8.33	9.91	11.49	12.27	13.06	13.85	14.64	16.21	16.69	17.79	18.58					
33	3.308	48	4.812	1.455			4.59	5.38	6.18	7.76	9.34	10.13	10.92	11.71	12.50	14.07	14.55	15.65	16.44					
44	4.411	64	6.416	1.455							7.18	7.97	8.76	9.55	10.35	11.92	12.40	13.50	14.30					
24	2.406	35	3.509	1.458		4.77	6.36	7.14	7.94	9.51	11.09	11.88	12.67	13.45	14.24	15.81	16.29	17.39	18.18					
26	2.607	38	3.810	1.462		4.37	5.95	6.74	7.54	9.12	10.69	11.48	12.27	13.06	13.85	15.42	15.89	16.99	17.78					
30	3.008	44	4.411	1.467			5.15	5.94	6.74	8.32	9.90	10.69	11.48	12.26	13.05	14.63	15.10	16.20	16.99					
34	3.409	50	5.013	1.471				5.13	5.93	7.52	9.10	9.89	10.68	11.47	12.26	13.83	14.31	15.41	16.20					
36	3.609	53	5.314	1.472					5.53	7.12	8.70	9.49	10.28	11.07	11.86	13.43	13.91	15.01	15.80					
38	3.810	56	5.614	1.474						6.71	8.30	9.09	9.88	10.67	11.46	13.04	13.51	14.62	15.41					
25	2.506	37	3.709	1.480		4.53	6.11	6.90	7.70	9.27	10.85	11.64	12.43	13.22	14.01	15.58	16.05	17.15	17.94					
27	2.707	40	4.010	1.481		4.12	5.71	6.50	7.30	8.88	10.45	11.24	12.03	12.82	13.61	15.18	15.66	16.76	17.55					
31	3.108	46	4.612	1.484			4.90	5.70	6.49	8.08	9.66	10.44	11.24	12.02	12.81	14.39	14.86	15.96	16.75					
22	2.206	33	3.308	1.500		5.09	6.67	7.46	8.25	9.83	11.41	12.19	12.98	13.77	14.56	16.13	16.61	17.71	18.50					
24	2.406	36	3.609	1.500		4.69	6.27	7.06	7.85	9.43	11.01	11.80	12.59	13.37	14.16	15.73	16.21	17.31	18.10					
26	2.607	39	3.910	1.500		4.28	5.87	6.66	7.45	9.03	10.61	11.40	12.19	12.98	13.77	15.34	15.81	16.91	17.70					
28	2.807	42	4.211	1.500			5.47	6.26	7.05	8.63	10.21	11.00	11.79	12.58	13.37	14.94	15.42	16.52	17.31					
32	3.208	48	4.812	1.500			4.66	5.45	6.25	7.84	9.42	10.20	11.00	11.78	12.58	14.15	14.62	15.73	16.52					
48	4.812	72	7.218	1.500								6.98	7.78	8.58	9.37	10.96	11.43	12.54	13.33					
53	5.314	80	8.020	1.509									7.52	8.32	9.10	10.68	11.15	12.26	13.05					
35	3.509	53	5.314	1.514					5.60	7.19	8.77	9.56	10.36	11.14	11.94	13.51	13.99	15.09	15.88					
37	3.709	56	5.614	1.514					5.19	6.79	8.37	9.16	9.96	10.75	11.54	13.11	13.59	14.69	15.48					
33	3.308	50	5.013	1.515				5.20	6.00	7.59	9.18	9.96	10.76	11.54	12.34	13.91	14.38	15.49	16.28					
29	2.907	44	4.411	1.517			5.22	6.02	6.81	8.39	9.97	10.76	11.55	12.34	13.13	14.70	15.18	16.28	17.07					
25	2.506	38	3.810	1.520		4.44	6.03	6.82	7.61	9.19	10.77	11.56	12.35	13.13	13.92	15.50	15.97	17.07	17.86					
42	4.211	64	6.416	1.524							7.32	8.11	8.91	9.70	10.50	12.07	12.55	13.65	14.45					
30	3.008	46	4.612	1.533			4.98	5.77	6.57	8.15	9.73	10.52	11.31	12.10	12.89	14.46	14.94	16.04	16.83					
26	2.607	40	4.010	1.538		4.19	5.79	6.58	7.37	8.95	10.53	11.32	12.11	12.89	13.69	15.26	15.73	16.83	17.62					
24	2.406	37	3.709	1.542		4.60	6.19	6.98	7.77	9.35	10.93	11.71	12.51	13.29	14.08	15.65	16.13	17.23	18.02					
22	2.206	34	3.409	1.545		5.00	6.59	7.38	8.17	9.75	11.32	12.11	12.90	13.69	14.48	16.05	16.52	17.62	18.42					
31	3.108	48	4.812	1.548			4.73	5.52	6.32	7.91	9.49	10.28	11.07	11.86	12.65	14.22	14.70	15.80	16.59					
27	2.707	42	4.211	1.556			5.54	6.33	7.13	8.71	10.29	11.08	11.87	12.65	13.45	15.02	15.49	16.59	17.39					
36	3.609	56	5.614	1.556					5.26	6.86	8.45	9.24	10.03	10.82	11.61	13.19	13.66	14.77	15.56					
72	7.218	112	11.229	1.556																				
34	3.409	53	5.314	1.559				4.87	5.67	7.26	8.85	9.64	10.43	11.22	12.01	13.59	14.06	15.16	15.96					
25	2.506	39	3.910	1.560		4.35	5.94	6.73	7.53	9.11	10.69	11.47	12.27	13.05	13.84	15.41	15.89	16.99	17.78					
32	3.208	50	5.013	1.563				5.28	6.08	7.67	9.25	10.04	10.83	11.62	12.41	13.98	14.46	15.56	16.35					
46	4.612	72	7.218	1.565								7.12	7.93	8.72	9.52	11.10	11.58	12.69	13.48					
28	2.807	44	4.411	1.571			5.30	6.09	6.88	8.47	10.05	10.84	11.63	12.42	13.21	14.78	15.25	16.36	17.15					
24	2.406	38	3.810	1.583		4.51	6.10	6.89	7.69	9.27	10.85	11.63	12.42	13.21	14.00	15.57	16.05	17.15	17.94					
29	2.907	46	4.612	1.586			5.05	5.84	6.64	8.23	9.81	10.60	11.39	12.17	12.97	14.54	15.02	16.12	16.91					
22	2.206	35	3.509	1.591		4.92	6.50	7.29	8.09	9.66	11.24	12.03	12.82	13.61	14.40	15.97	16.44	17.54	18.33					
25	2.506	40	4.010	1.600		4.27	5.86	6.65	7.44	9.03	10.61	11.39	12.18	12.97	13.76	15.33	15.81	16.91	17.70					
30	3.008	48	4.812	1.600			4.80	5.60	6.39	7.98	9.57	10.35	11.15	11.93	12.73	14.30	14.78	15.88	16.67					
35	3.509	56	5.614	1.600					5.33	6.93	8.52	9.31	10.10	10.89	11.69	13.26	13.74	14.84	15.63					
40	4.010	64	6.416	1.600						5.86	7.46	8.26	9.06	9.85	10.64	12.22	12.70	13.80	14.60					
50	5.013	80	8.020	1.600										7.73	8.53	10.12	10.60	11.71	12.51					
33	3.308	53	5.314	1.606				4.94	5.74	7.33	8.92	9.71	10.51	11.29	12.09	13.66	14.14	15.24	16.03					
56	5.614	90	9.023	1.607												8.81	9.29	10.41	11.21					
31	3.108	50	5.013	1.613			4.55	5.35	6.15	7.74	9.32	10.11	10.91	11.69	12.49	14.06	14.54	15.64	16.43					
26	2.607	42	4.211	1.615		4.01	5.61	6.40	7.20	8.78	10.36	11.15	11.94	12.73	13.52	15.09	15.57	16.67	17.46					
24	2.406	39	3.910	1.625		4.43	6.02	6.81	7.60	9.18	10.76	11.55	12.34	13.13	13.92	15.49	15.97	17.07	17.86					
27	2.707	44	4.411	1.630			5.37	6.16	6.96	8.54	10.12	10.91	11.70	12.49	13.28	14.86	15.33	16.43	17.22					
22	2.206	36	3.609	1.636		4.83	6.42	7.21	8.00	9.58	11.16	11.95	12.74	13.52	14.32	15.89	16.36	17.46	18.25					
44	4.411	72	7.218	1.636							6.46	7.27	8.07	8.87	9.66	11.25	11.73	12.83	13.63					
39	3.910	64	6.416	1.641						5.93	7.54	8.33	9.13	9.92	10.72	12.30	12.77	13.88	14.67					
28	2.807	46	4.612	1.643			5.12	5.91	6.71	8.30	9.88	10.67	11.46	12.25	13.04	14.62	15.09	16.19	16.98					
34	3.409	56	5.614	1.647					5.40	7.00	8.59	9.38	10.18	10.97	11.76	13.34	13.81	14.92	15.71					
29	2.907	48	4.812	1.655			4.87	5.67	6.47	8.06	9.64	10.43	11.22	12.01	12.80	14.38	14.85	15.95	16.75					
32	3.208	53	5.314	1.656				5.01	5.81	7.41	9.00	9.79	10.58	11.37	12.16	13.74	14.21	15.32	16.11					
24	2.406	40	4.010	1.667		4.34	5.93	6.72	7.52	9.10	10.68	11.47	12.26	13.05	13.84	15.41	15.89	16.99	17.78					
30	3.008	50	5.013	1.667			4.62	5.42	6.22	7.81	9.40	10.19	10.98	11.77	12.56	14.13	14.61	15.71	16.50					
48	4.812	80	8.020	1.667									7.06	7.87	8.67	10.27	10.75	11.86	12.65					
25	2.506	42	4.211	1.680		4.09	5.69	6.48	7.27	8.86	10.44	11.23	12.02	12.81	13.60	15.17	15.65	16.75	17.54					
22	2.206	37	3.709	1.682		4.74	6.33	7.12	7.92	9.50	11.08	11.87	12.66	13.44	14.23	15.81	16.28	17.38	18.17					
38	3.810	64	6.416	1.684						6.00	7.61	8.40	9.20	9.99	10.79	12.37	12.85							

		Center Distance, Inches																								Speed Ratio	Sprocket Combinations	
																											DriveR	DriveN
																											No. of Grooves	No. of Grooves
		1200-8MGT P.L. 47.24 150 teeth	1224-8MGT P.L. 48.189 153 teeth	1290-8MGT P.L. 50.394 160 teeth	1440-8MGT P.L. 56.693 180 teeth	1512-8MGT P.L. 59.528 189 teeth	1584-8MGT P.L. 62.362 198 teeth	1680-8MGT P.L. 62.992 200 teeth	1780-8MGT P.L. 69.291 220 teeth	1800-8MGT P.L. 70.866 225 teeth	2000-8MGT P.L. 78.740 250 teeth	2200-8MGT P.L. 86.614 275 teeth	2400-8MGT P.L. 94.488 300 teeth	2600-8MGT P.L. 102.362 325 teeth	2800-8MGT P.L. 110.236 350 teeth	3048-8MGT P.L. 120.000 381 teeth	3280-8MGT P.L. 129.134 410 teeth	3600-8MGT P.L. 141.732 450 teeth	4400-8MGT P.L. 173.228 550 teeth									
19.36	19.84	20.94	24.09	25.51	26.92	27.24	30.39	31.18	35.11	39.05	42.99	46.93	50.87	55.75	60.31	66.61	82.36	1.455	22	32								
17.23	17.70	18.80	21.95	23.38	24.79	25.11	28.26	29.05	32.98	36.92	40.86	44.80	48.74	53.62	58.18	64.48	80.23	1.455	33	48								
15.08	15.56	16.66	19.82	21.24	22.65	22.97	26.12	26.91	30.85	34.79	38.73	42.66	46.61	51.49	56.05	62.35	78.11	1.455	44	64								
18.97	19.44	20.54	23.69	25.11	26.53	26.84	29.99	30.78	34.72	38.66	42.60	46.53	50.47	55.35	59.92	66.22	81.97	1.458	24	35								
18.57	19.05	20.15	23.30	24.72	26.13	26.45	29.60	30.39	34.32	38.26	42.20	46.14	50.08	54.96	59.52	65.82	81.57	1.462	26	38								
17.78	18.25	19.36	22.51	23.93	25.34	25.66	28.81	29.60	33.54	37.47	41.41	45.35	49.29	54.17	58.73	65.03	80.79	1.467	30	44								
16.99	17.46	18.56	21.72	23.14	24.55	24.87	28.02	28.81	32.75	36.68	40.62	44.56	48.50	53.38	57.94	64.25	80.00	1.471	34	50								
16.59	17.07	18.17	21.32	22.74	24.16	24.47	27.62	28.41	32.35	36.29	40.23	44.16	48.10	52.99	57.55	63.85	79.60	1.472	36	53								
16.19	16.67	17.77	20.92	22.35	23.76	24.08	27.23	28.02	31.96	35.89	39.83	43.77	47.71	52.59	57.16	63.46	79.21	1.474	38	56								
18.73	19.20	20.30	23.46	24.88	26.29	26.61	29.76	30.55	34.48	38.42	42.36	46.29	50.24	55.12	59.68	65.98	81.73	1.480	25	37								
18.33	18.81	19.91	23.06	24.48	25.90	26.21	29.36	30.15	34.09	38.02	41.96	45.90	49.84	54.72	59.29	65.59	81.34	1.481	27	40								
17.54	18.02	19.12	22.27	23.69	25.11	25.42	28.57	29.36	33.30	37.23	41.17	45.11	49.05	53.93	58.50	64.80	80.55	1.484	31	46								
19.28	19.76	20.86	24.01	25.43	26.84	27.16	30.31	31.10	35.03	38.97	42.91	46.85	50.79	55.67	60.23	66.53	82.28	1.500	22	33								
18.89	19.36	20.46	23.61	25.03	26.45	26.76	29.91	30.70	34.64	38.58	42.52	46.45	50.39	55.27	59.84	66.14	81.89	1.500	24	36								
18.49	18.97	20.07	23.22	24.64	26.05	26.37	29.52	30.31	34.25	38.18	42.12	46.06	50.00	54.88	59.44	65.74	81.49	1.500	26	39								
18.09	18.57	19.67	22.82	24.24	25.66	25.97	29.12	29.91	33.85	37.79	41.73	45.66	49.60	54.48	59.05	65.35	81.10	1.500	28	42								
17.30	17.78	18.88	22.03	23.45	24.87	25.18	28.33	29.13	33.06	37.00	40.94	44.87	48.81	53.70	58.26	64.56	80.31	1.500	32	48								
14.12	14.60	15.70	18.86	20.28	21.70	22.01	25.17	25.96	29.90	33.84	37.78	41.71	45.66	50.54	55.10	61.40	77.16	1.500	48	72								
13.08	13.55	14.66	17.82	19.24	20.66	20.98	24.13	24.93	28.87	32.80	36.75	40.69	44.63	49.51	54.08	60.38	76.13	1.509	53	80								
16.67	17.14	18.24	21.40	22.82	24.23	24.55	27.70	28.49	32.43	36.36	40.31	44.24	48.18	53.06	57.63	63.93	79.68	1.514	35	53								
16.27	16.75	17.85	21.00	22.42	23.84	24.15	27.31	28.10	32.03	35.97	39.91	43.85	47.79	52.67	57.23	63.54	79.29	1.514	37	56								
17.06	17.54	18.64	21.79	23.21	24.63	24.95	28.10	28.89	32.82	36.76	40.70	44.64	48.58	53.46	58.02	64.32	80.08	1.515	33	50								
17.86	18.33	19.43	22.58	24.01	25.42	25.74	28.89	29.68	33.61	37.55	41.49	45.43	49.37	54.25	58.81	65.11	80.86	1.517	29	44								
18.65	19.12	20.22	23.38	24.80	26.21	26.53	29.68	30.47	34.40	38.34	42.28	46.21	50.16	55.04	59.60	65.90	81.65	1.520	25	38								
15.23	15.71	16.81	19.97	21.39	22.81	23.12	26.28	27.07	31.00	34.94	38.88	42.82	46.76	51.64	56.21	62.51	78.26	1.524	42	64								
17.62	18.09	19.19	22.35	23.77	25.18	25.50	28.65	29.44	33.38	37.31	41.25	45.19	49.13	54.01	58.57	64.88	80.63	1.533	30	46								
18.41	18.88	19.99	23.14	24.56	25.97	26.29	29.44	30.23	34.17	38.10	42.04	45.98	49.92	54.80	59.36	65.66	81.41	1.538	26	40								
18.81	19.28	20.38	23.53	24.95	26.37	26.68	29.84	30.63	34.56	38.50	42.44	46.37	50.31	55.19	59.76	66.06	81.81	1.542	24	37								
19.20	19.68	20.78	23.93	25.35	26.76	27.08	30.23	31.02	34.95	38.89	42.83	46.77	50.71	55.59	60.15	66.45	82.20	1.545	22	34								
17.38	17.85	18.96	22.11	23.53	24.95	25.26	28.41	29.20	33.14	37.07	41.02	44.95	48.89	53.77	58.34	64.64	80.39	1.548	31	48								
18.17	18.65	19.75	22.90	24.32	25.74	26.05	29.20	29.99	33.93	37.86	41.80	45.74	49.68	54.56	59.13	65.43	81.18	1.556	27	42								
16.35	16.82	17.92	21.08	22.50	23.92	24.23	27.38	28.17	32.11	36.05	39.99	43.92	47.87	52.75	57.31	63.61	79.36	1.556	36	56								
16.74	17.22	18.32	21.47	22.89	24.31	24.63	27.78	28.57	32.51	36.44	40.38	44.32	48.26	53.14	57.71	64.01	79.76	1.559	34	53								
18.57	19.04	20.14	23.30	24.72	26.13	26.45	29.60	30.39	34.32	38.26	42.20	46.14	50.08	54.96	59.52	65.82	81.57	1.560	25	39								
17.14	17.62	18.72	21.87	23.29	24.71	25.02	28.17	28.96	32.90	36.84	40.78	44.71	48.65	53.54	58.10	64.40	80.15	1.563	32	50								
14.27	14.75	15.85	19.01	20.43	21.85	22.17	25.32	26.11	30.05	33.99	37.93	41.87	45.81	50.69	55.26	61.56	77.31	1.565	46	72								
17.93	18.41	19.51	22.66	24.08	25.50	25.81	28.96	29.76	33.69	37.63	41.57	45.50	49.44	54.33	58.89	65.19	80.94	1.571	28	44								
18.72	19.20	20.30	23.45	24.87	26.29	26.60	29.75	30.54	34.48	38.42	42.36	46.29	50.23	55.11	59.68	65.98	81.73	1.583	24	38								
17.69	18.17	19.27	22.42	23.84	25.26	25.58	28.73	29.52	33.45	37.39	41.33	45.27	49.21	54.09	58.65	64.95	80.71	1.586	29	46								
19.12	19.60	20.70	23.85	25.27	26.68	27.00	30.15	30.94	34.88	38.81	42.75	46.69	50.63	55.51	60.07	66.37	82.12	1.591	22	35								
18.49	18.96	20.06	23.22	24.64	26.05	26.37	29.52	30.31	34.24	38.18	42.12	46.06	50.00	54.88	59.44	65.74	81.49	1.600	25	40								
17.45	17.93	19.03	22.18	23.61	25.02	25.34	28.49	29.28	33.22	37.15	41.09	45.03	48.97	53.85	58.42	64.72	80.47	1.600	30	48								
16.42	16.90	18.00	21.15	22.58	23.99	24.31	27.46	28.25	32.19	36.12	40.07	44.00	47.94	52.82	57.39	63.69	79.44	1.600	35	56								
15.38	15.86	16.96	20.12	21.54	22.96	23.28	26.43	27.22	31.16	35.10	39.04	42.97	46.92	51.80	56.36	62.66	78.42	1.600	40	64								
13.30	13.78	14.88	18.05	19.47	20.89	21.21	24.36	25.15	29.10	33.03	36.98	40.92	44.86	49.74	54.31	60.61	76.36	1.600	50	80								
16.82	17.29	18.40	21.55	22.97	24.39	24.70	27.86	28.65	32.58	36.52	40.46	44.40	48.34	53.22	57.78	64.09	79.84	1.606	33	53								
12.00	12.48	13.59	16.76	18.19	19.61	19.93	23.09	23.88	27.82	31.76	35.71	39.65	43.59	48.47	53.04	59.34	75.10	1.607	56	90								
17.22	17.69	18.79	21.95	23.37	24.78	25.10	28.25	29.04	32.98	36.91	40.86	44.79	48.73	53.61	58.18	64.48	80.23	1.613	31	50								
18.25	18.72	19.82	22.98	24.40	25.81	26.13	29.28	30.07	34.01	37.94																		

Sprocket Combinations				Speed Ratio	Center Distance, Inches															
DriveR		DriveN			384-8MGT P.L. 15.118 48 teeth	480-8MGT P.L. 18.888 60 teeth	560-8MGT P.L. 22.047 70 teeth	600-8MGT P.L. 23.622 75 teeth	640-8MGT P.L. 25.197 80 teeth	720-8MGT P.L. 28.346 90 teeth	800-8MGT P.L. 31.496 100 teeth	840-8MGT P.L. 33.071 105 teeth	880-8MGT P.L. 34.646 110 teeth	920-8MGT P.L. 36.220 115 teeth	960-8MGT P.L. 37.795 120 teeth	1040-8MGT P.L. 40.945 130 teeth	1064-8MGT P.L. 41.880 133 teeth	1120-8MGT P.L. 44.094 140 teeth	1160-8MGT P.L. 45.669 145 teeth	
No. of Grooves	Pitch Diameter (Inches)	No. of Grooves	Pitch Diameter (Inches)																	
22	2.206	39	3.910	1.773	4.57	6.16	6.95	7.75	9.33	10.91	11.70	12.49	13.28	14.07	15.64	16.12	17.22	18.01		
27	2.707	48	4.812	1.778		5.01	5.81	6.61	8.20	9.79	10.58	11.37	12.16	12.95	14.53	15.00	16.11	16.90		
36	3.609	64	6.416	1.778					6.14	7.75	8.55	9.35	10.14	10.94	12.52	13.00	14.10	14.90		
28	2.807	50	5.013	1.786		4.75	5.56	6.36	7.96	9.54	10.33	11.13	11.92	12.71	14.29	14.76	15.86	16.66		
40	4.010	72	7.218	1.800																
50	5.013	90	9.023	1.800																
80	8.020	144	14.437	1.800										7.61	9.95	11.54	12.02	13.13		
31	3.108	56	5.614	1.806												9.23	9.71	10.84		
22	2.206	40	4.010	1.818	4.48	6.08	6.87	7.66	9.25	10.83	11.62	12.41	13.20	13.99	15.56	16.04	17.14	17.93		
44	4.411	80	8.020	1.818																
29	2.907	53	5.314	1.828			5.21	6.02		7.62	9.21	10.01	10.80	11.59	12.38	13.96	14.44	15.54		
35	3.509	64	6.416	1.829						6.21	7.82	8.62	9.42	10.21	11.01	12.59	13.07	14.18		
24	2.406	44	4.411	1.833	3.97	5.58	6.38	7.18	8.76	10.35	11.14	11.93	12.72	13.51	15.08	15.56	16.66	17.45		
25	2.506	46	4.612	1.840		5.33	6.13	6.93	8.52	10.10	10.89	11.69	12.48	13.27	14.84	15.32	16.42	17.21		
26	2.607	48	4.812	1.846		5.08	5.88	6.68	8.27	9.86	10.65	11.44	12.23	13.03	14.60	15.08	16.18	16.97		
39	3.910	72	7.218	1.846						6.81	7.61	8.42	9.22	10.02	11.61	12.09	13.20	14.00		
27	2.707	50	5.013	1.852	4.82	5.63	6.43	7.23	8.83	9.62	10.41	11.20	11.99	12.78	14.36	14.84	15.94	16.73		
30	3.008	56	5.614	1.867		4.86	5.68	6.43	7.29	8.88	9.68	10.47	11.26	12.06	13.64	14.11	15.22	16.01		
48	4.812	90	9.023	1.875											7.75	9.37	9.85	10.98		
34	3.409	64	6.416	1.882						6.28	7.89	8.69	9.49	10.28	11.08	12.66	13.14	14.25		
28	2.807	53	5.314	1.893	4.29	5.90	6.69	7.49	9.08	10.66	11.45	12.24	13.03	13.82	15.40	15.87	16.98	17.77		
38	3.810	72	7.218	1.895				5.28	6.09	7.69	9.29	10.08	10.87	11.66	12.46	14.04	14.51	15.62		
42	4.211	80	8.020	1.905						6.88	8.49	9.29	10.09	11.68	12.46	14.04	14.51	15.62		
22	2.206	42	4.211	1.909										8.28	9.09	10.69	11.18	12.29		
24	2.406	46	4.612	1.917		5.40	6.20	7.00	8.59	10.18	10.97	11.76	12.55	13.34	14.92	15.39	16.50	17.29		
25	2.506	48	4.812	1.920		5.15	5.95	6.75	8.35	9.94	10.73	11.52	12.31	13.10	14.68	15.15	16.26	17.05		
26	2.607	50	5.013	1.923		4.89	5.70	6.50	8.10	9.69	10.48	11.28	12.07	12.86	14.44	14.91	16.02	16.81		
29	2.907	56	5.614	1.931			4.93	5.75	7.36	8.96	9.75	10.55	11.34	12.13	13.71	14.19	15.29	16.09		
33	3.308	64	6.416	1.939					6.35	7.96	8.76	9.56	10.36	11.15	12.74	13.22	14.32	15.12		
37	3.709	72	7.218	1.946						6.96	8.57	9.37	10.17	10.97	12.56	13.04	14.14	14.94		
46	4.612	90	9.023	1.957										7.88	9.50	9.99	11.12	11.92		
27	2.707	53	5.314	1.963		4.54	5.35	6.16	7.77	9.36	10.15	10.95	11.74	12.53	14.11	14.59	15.69	16.48		
22	2.206	44	4.411	2.000	4.10	5.72	6.52	7.32	8.91	10.50	11.28	12.08	12.87	13.66	15.23	15.71	16.81	17.60		
24	2.406	48	4.812	2.000		5.22	6.02	6.82	8.42	10.01	10.80	11.59	12.38	13.18	14.75	15.23	16.33	17.12		
25	2.506	50	5.013	2.000		4.96	5.77	6.57	8.17	9.76	10.56	11.35	12.14	12.93	14.51	14.99	16.09	16.88		
28	2.807	56	5.614	2.000			5.00	5.82	6.62	8.24	9.83	10.63	11.42	12.21	13.78	14.26	15.37	16.16		
32	3.208	64	6.416	2.000					6.41	8.03	8.83	9.63	10.43	11.23	12.81	13.29	14.40	15.19		
36	3.609	72	7.218	2.000						7.01	7.82	8.63	9.43	10.24	11.83	12.31	13.42	14.22		
40	4.010	80	8.020	2.000																
56	5.614	112	11.229	2.000							6.79	7.59	8.42	9.23	10.84	11.32	12.43	13.23		
72	7.218	144	14.437	2.000														9.17		
26	2.607	53	5.314	2.038	4.60	5.42	6.23	7.04	8.64	9.43	10.22	11.02	11.81	12.61	14.18	14.66	15.77	16.56		
44	4.411	90	9.023	2.045										7.19	8.01	9.64	10.13	11.26		
39	3.910	80	8.020	2.051										8.49	9.30	10.91	11.39	12.51		
35	3.509	72	7.218	2.057										9.50	10.31	11.90	12.38	13.49		
31	3.108	64	6.416	2.065					6.48	8.10	8.90	9.70	10.50	11.30	12.88	13.36	14.47	15.27		
27	2.707	56	5.614	2.074			5.06	5.88	7.50	9.10	9.89	10.69	11.48	12.28	13.86	14.34	15.44	16.23		
24	2.406	50	5.013	2.083		5.03	5.84	6.64	8.24	9.84	10.63	11.42	12.21	13.01	14.58	15.06	16.17	16.96		
22	2.206	46	4.612	2.091	3.91	5.54	6.34	7.14	8.74	10.32	11.11	11.91	12.70	13.49	15.07	15.54	16.65	17.44		
38	3.810	80	8.020	2.105								6.92	7.75	8.56	9.37	10.98	11.46	12.58		
53	5.314	112	11.229	2.113															9.37	
34	3.409	72	7.218	2.118								7.15	7.96	8.77	9.57	10.38	11.97	12.45	13.56	
25	2.506	53	5.314	2.120	4.67	5.49	6.30	7.10	8.70	9.50	10.30	11.09	11.89	12.68	14.26	14.74	15.84	16.63		
30	3.008	64	6.416	2.133					6.55	8.17	8.97	9.77	10.57	11.37	12.96	13.44	14.54	15.34		
42	4.211	90	9.023	2.143									7.32	8.15	9.78	10.27	11.40	12.20		
26	2.607	56	5.614	2.154				5.13	5.95	7.57	9.17	9.96	10.76	11.56	12.35	13.93	14.41	15.52		
37	3.709	80	8.020	2.162							6.99	7.81	8.63	9.44	11.05	11.53	12.65	13.45		
22	2.206	48	4.812	2.182	5.35	6.16	6.97	7.78	9.38	10.15	10.95	11.74	12.53	13.32	14.90	15.38	16.48	17.27		
33	3.308	72	7.218	2.182							7.22	8.03	8.84	9.64	10.45	12.04	12.53	13.64		
29	2.907	64	6.416	2.207						6.62	8.24	9.04	9.85	10.64	11.44	13.03	13.51	14.62		
24	2.406	53	5.314	2.208			4.74	5.56	6.37	7.98	9.58	10.37	11.17	11.96	12.75	14.33	14.81	15.92		
36	3.609	80	8.020	2.222							7.05	7.88	8.70	9.51	11.12	11.60	12.72	13.52		
25	2.506	56	5.614	2.240			5.20	6.02	7.64	9.24	10.04	10.84	11.63	12.43	14.01	14.48	15.59	16.38		
50	5.013	112	11.229	2.240														8.73		
32	3.208	72	7.218	2.250							7.28	8.10	8.91	9.71	10.52	12.12	12.60	13.71		
40	4.010	90	9.023	2.250									7.45	8.28	9.92	10.41	11.54	12.34		
64	6.416	144	14.437	2.250																
22	2.206	50	5.013	2.273		5.16	5.97	6.78	8.39	9.98	10.77	11.57	12.36	13.16	14.73	15.21	16.31	17.11		
28	2.807	64	6.416	2.286					6.69	8.31	9.11	9.92	10.71	11.51	13.10	13.58	14.69	15.49		
35	3.509	80	8.020	2.286						6.29	7.12	7.95	8.76	9.58	11.19	11.67	12.79	13.59		
39	3.910	90	9.023	2.308									7.51	8.35	9.98	10.47	11.60	12.41		
31	3.108	72	7.218	2.323					5.69	7.35	8.16	8.98	9.78	10.59	12.19	12.67	13.78	14.58		
24	2.406	56	5.614	2.333			5.26	6.09	7.71	9.31	10.11	10.91	11.70	12.50	14.08	14.56	15.66	16.46		
48	4.812	112	11.229	2.333														8.86		
34	3.409	80	8.020	2.353						6.35	7.19	8.01	8.83	9.65	11.26	11.74	12.86	13.66		
38	3.810	90	9.023	2.368								6.74	7.58	8.41	10.05	10.54	11.67	12.48		
27	2.707	64	6.416	2.370						6.75	8.38	9.18	9.99	10.78	1					

Note: 25, 27, 29, 31, 33, 35, 37, 39, 42, 46, 50 and 53 groove sprockets are only available as stock products in 20 and 30mm widths.

* This length correction factor must be used to determine the proper belt width.

Center distance is greater than eight times the small sprocket and the large sprocket is not flanged. See Engineering Section I-10, Use of Flanged Sprockets, on page 173.

Center Distance, Inches																		Speed Ratio	Sprocket Combinations	
																			DriveR	DriveN
																			No. of Grooves	No. of Grooves
1200-8MGT P.L. 47.244 150 teeth	1224-8MGT P.L. 48.189 153 teeth	1290-8MGT P.L. 50.394 160 teeth	1440-8MGT P.L. 56.693 180 teeth	1512-8MGT P.L. 59.528 189 teeth	1584-8MGT P.L. 62.362 198 teeth	1680-8MGT P.L. 62.992 200 teeth	1780-8MGT P.L. 69.291 220 teeth	1800-8MGT P.L. 70.866 225 teeth	2000-8MGT P.L. 78.740 250 teeth	2200-8MGT P.L. 86.614 275 teeth	2400-8MGT P.L. 94.488 300 teeth	2600-8MGT P.L. 102.362 325 teeth	2800-8MGT P.L. 110.236 350 teeth	3048-8MGT P.L. 120.000 381 teeth	3280-8MGT P.L. 129.134 410 teeth	3600-8MGT P.L. 141.732 450 teeth	4400-8MGT P.L. 173.228 550 teeth			
18.80	19.27	20.37	23.53	24.95	26.36	26.68	29.83	30.62	34.56	38.49	42.43	46.37	50.31	55.19	59.76	66.06	81.81	1.773	22	39
17.68	18.16	19.26	22.41	23.84	25.25	25.57	28.72	29.51	33.45	37.38	41.33	45.26	49.20	54.08	58.65	64.95	80.70	1.778	27	48
15.68	16.16	17.26	20.42	21.85	23.26	23.58	26.73	27.53	31.47	35.40	39.35	43.28	47.23	52.11	56.67	62.98	78.73	1.778	36	64
17.44	17.92	19.02	22.18	23.60	25.01	25.33	28.48	29.27	33.21	37.15	41.09	45.02	48.97	53.85	58.41	64.71	80.47	1.786	28	50
14.71	15.19	16.30	19.46	20.88	22.30	22.62	25.78	26.57	30.51	34.45	38.39	42.33	46.27	51.16	55.72	62.03	77.78	1.800	40	72
12.43	12.92	14.03	17.20	18.63	20.06	20.37	23.54	24.33	28.28	32.22	36.17	40.11	44.05	48.94	53.50	59.81	75.56	1.800	50	90
				11.68	13.15	13.47	16.70	17.50	21.49	25.46	29.43	33.39	37.34	42.24	46.82	53.13	68.90	1.800	80	144
16.72	17.20	18.30	21.46	22.88	24.30	24.61	27.77	28.56	32.50	36.43	40.38	44.31	48.25	53.13	57.70	64.00	79.75	1.806	31	56
18.72	19.19	20.29	23.45	24.87	26.28	26.60	29.75	30.54	34.48	38.41	42.35	46.29	50.23	55.11	59.68	65.98	81.73	1.818	22	40
13.74	14.22	15.33	18.49	19.92	21.34	21.66	24.82	25.61	29.55	33.49	37.44	41.38	45.32	50.20	54.77	61.08	76.83	1.818	44	80
17.12	17.60	18.70	21.86	23.28	24.69	25.01	28.16	28.95	32.89	36.83	40.77	44.71	48.65	53.53	58.10	64.40	80.15	1.828	29	53
15.76	16.23	17.34	20.50	21.92	23.34	23.66	26.81	27.60	31.54	35.48	39.42	43.36	47.30	52.18	56.75	63.05	78.81	1.829	35	64
18.24	18.71	19.82	22.97	24.39	25.81	26.12	29.27	30.06	34.00	37.94	41.88	45.81	49.76	54.64	59.20	65.50	81.25	1.833	24	44
18.00	18.47	19.58	22.73	24.15	25.57	25.88	29.04	29.83	33.76	37.70	41.64	45.58	49.52	54.40	58.97	65.27	81.02	1.840	25	46
17.76	18.23	19.34	22.49	23.91	25.33	25.64	28.80	29.59	33.53	37.46	41.40	45.34	49.28	54.16	58.73	65.03	80.78	1.846	26	48
14.79	15.27	16.37	19.54	20.96	22.38	22.69	25.85	26.64	30.59	34.53	38.47	42.41	46.35	51.23	55.80	62.10	77.86	1.846	39	72
17.52	17.99	19.10	22.25	23.67	25.09	25.41	28.56	29.35	33.29	37.22	41.17	45.10	49.04	53.92	58.49	64.79	80.54	1.852	27	50
16.80	17.27	18.38	21.53	22.96	24.37	24.69	27.84	28.63	32.57	36.51	40.45	44.39	48.33	53.21	57.78	64.08	79.83	1.867	30	56
12.58	13.06	14.17	17.35	18.78	20.20	20.52	23.69	24.48	28.43	32.37	36.32	40.26	44.20	49.09	53.66	59.96	75.72	1.875	48	90
15.83	16.31	17.41	20.57	22.00	23.42	23.73	26.89	27.68	31.62	35.56	39.50	43.44	47.38	52.26	56.83	63.13	78.88	1.882	34	64
17.20	17.67	18.77	21.93	23.35	24.77	25.09	28.24	29.03	32.97	36.91	40.85	44.78	48.73	53.61	58.17	64.47	80.23	1.893	28	53
14.86	15.34	16.45	19.61	21.03	22.45	22.77	25.93	26.72	30.66	34.60	38.55	42.48	46.43	51.31	55.88	62.18	77.94	1.895	38	72
13.88	14.36	15.47	18.64	20.07	21.49	21.81	24.97	25.76	29.70	33.64	37.59	41.53	45.47	50.36	54.93	61.23	76.99	1.905	42	80
18.55	19.03	20.13	23.28	24.70	26.12	26.44	29.59	30.38	34.32	38.25	42.19	46.13	50.07	54.95	59.52	65.82	81.57	1.909	22	42
18.07	18.55	19.65	22.81	24.23	25.64	25.96	29.11	29.90	33.84	37.78	41.72	45.65	49.60	54.48	59.04	65.34	81.10	1.917	24	46
17.84	18.31	19.41	22.57	23.99	25.41	25.72	28.87	29.67	33.60	37.54	41.48	45.42	49.36	54.24	58.81	65.11	80.86	1.920	25	48
17.59	18.07	19.17	22.33	23.75	25.17	25.48	28.63	29.43	33.36	37.30	41.24	45.18	49.12	54.00	58.57	64.87	80.62	1.923	26	50
16.87	17.35	18.45	21.61	23.03	24.45	24.77	27.92	28.71	32.65	36.59	40.53	44.47	48.41	53.29	57.86	64.16	79.91	1.931	29	56
15.91	16.38	17.49	20.65	22.07	23.49	23.81	26.96	27.75	31.69	35.63	39.58	43.52	47.46	52.34	56.91	63.21	78.96	1.939	33	64
14.93	15.41	16.52	19.68	21.11	22.53	22.85	26.00	26.80	30.74	34.68	38.62	42.56	46.50	51.39	55.96	62.26	78.01	1.946	37	72
12.72	13.20	14.32	17.50	18.93	20.35	20.67	23.83	24.63	28.58	32.52	36.47	40.41	44.36	49.24	53.81	60.12	75.87	1.957	46	90
17.27	17.75	18.85	22.01	23.43	24.85	25.16	28.32	29.11	33.04	36.98	40.92	44.86	48.80	53.68	58.25	64.55	80.30	1.963	27	53
18.39	18.87	19.97	23.12	24.54	25.96	26.27	29.43	30.22	34.16	38.09	42.03	45.97	49.91	54.79	59.36	65.66	81.41	2.000	22	44
17.91	18.39	19.49	22.64	24.07	25.48	25.80	28.95	29.74	33.68	37.62	41.56	45.50	49.44	54.32	58.88	65.18	80.94	2.000	24	48
17.67	18.15	19.25	22.40	23.83	25.24	25.56	28.71	29.50	33.44	37.38	41.32	45.26	49.20	54.08	58.65	64.95	80.70	2.000	25	50
16.95	17.42	18.53	21.69	23.11	24.53	24.84	28.00	28.79	32.73	36.66	40.61	44.54	48.49	53.37	57.93	64.24	79.99	2.000	28	56
15.98	16.46	17.56	20.72	22.15	23.57	23.88	27.04	27.83	31.77	35.71	39.65	43.59	47.53	52.42	56.98	63.29	79.04	2.000	32	64
15.01	15.49	16.59	19.76	21.18	22.60	22.92	26.08	26.87	30.81	34.75	38.70	42.64	46.58	51.46	56.03	62.34	78.09	2.000	36	72
14.03	14.51	15.62	18.79	20.22	21.64	21.96	25.12	25.91	29.85	33.80	37.74	41.68	45.63	50.51	55.08	61.38	77.14	2.000	40	80
9.99	10.49	11.63	14.85	16.29	17.73	18.05	21.23	22.03	25.99	29.94	33.90	37.85	41.80	46.69	51.26	57.57	73.33	2.000	56	112
				12.22	13.69	14.02	17.26	18.07	22.07	26.05	30.02	33.98	37.94	42.84	47.42	53.74	69.51	2.000	72	144
17.35	17.82	18.93	22.08	23.50	24.92	25.24	28.39	29.18	33.12	37.06	41.00	44.94	48.88	53.76	58.33	64.63	80.38	2.038	26	53
12.86	13.34	14.46	17.64	19.07	20.50	20.82	23.98	24.78	28.73	32.67	36.62	40.56	44.51	49.40	53.96	60.27	76.03	2.045	44	90
14.10	14.58	15.69	18.86	20.29	21.71	22.03	25.19	25.98	29.93	33.87	37.82	41.76	45.70	50.59	55.16	61.46	77.22	2.051	39	80
15.08	15.56	16.67	19.83	21.26	22.68	23.00	26.15	26.95	30.89	34.83	38.78	42.71	46.66	51.54	56.11	62.41	78.17	2.057	35	72
16.05	16.53	17.64	20.80	22.22	23.64	23.96	27.11	27.91	31.85	35.79	39.73	43.67	47.61	52.49	57.06	63.36	79.12	2.065	31	64
17.02	17.50	18.60	21.76	23.18	24.60	24.92	28.07	28.86	32.80	36.74	40.68	44.62	48.56	53.44	58.01	64.31	80.07	2.074	27	56
17.75	18.22	19.32	22.48	23.90	25.32	25.63	28.79	2												

Center Distance, Inches																		Speed Ratio	Sprocket Combinations		
																			DriveR	DriveN	
																			No. of Grooves	No. of Grooves	
1200-8MGT P.L. 47.244 150 teeth	1224-8MGT P.L. 48.189 153 teeth	1280-8MGT P.L. 50.394 160 teeth	1440-8MGT P.L. 56.693 180 teeth	1512-8MGT P.L. 59.528 189 teeth	1584-8MGT P.L. 62.362 198 teeth	1680-8MGT P.L. 62.992 200 teeth	1760-8MGT P.L. 69.291 220 teeth	1800-8MGT P.L. 70.866 225 teeth	2000-8MGT P.L. 78.740 250 teeth	2200-8MGT P.L. 86.614 275 teeth	2400-8MGT P.L. 94.488 300 teeth	2600-8MGT P.L. 102.362 325 teeth	2800-8MGT P.L. 110.236 350 teeth	3048-8MGT P.L. 120.000 381 teeth	3280-8MGT P.L. 129.134 410 teeth	3600-8MGT P.L. 141.732 450 teeth	4400-8MGT P.L. 173.228 550 teeth				
16.42	16.90	18.01	21.17	22.60	24.02	24.33	27.49	28.28	32.23	36.17	40.11	44.05	48.00	52.88	57.45	63.75	79.51	2.462	26	64	
15.52	16.00	17.11	20.28	21.71	23.13	23.44	26.61	27.40	31.34	35.29	39.23	43.17	47.12	52.00	56.57	62.88	78.63	2.483	29	72	
14.60	15.08	16.20	19.38	20.81	22.23	22.55	25.71	26.51	30.46	34.40	38.35	42.29	46.24	51.12	55.69	62.00	77.76	2.500	32	80	
13.43	13.91	15.03	18.22	19.66	21.08	21.40	24.57	25.37	29.32	33.27	37.23	41.17	45.12	50.01	54.58	60.88	76.65	2.500	36	90	
17.39	17.87	18.98	22.14	23.56	24.98	25.30	28.45	29.24	33.18	37.12	41.07	45.01	48.95	53.83	58.40	64.70	80.46	2.545	22	56	
10.79	11.29	12.44	15.69	17.14	18.58	18.90	22.10	22.90	26.87	30.83	34.79	38.75	42.70	47.59	52.17	58.48	74.25	2.545	44	112	
16.50	16.97	18.08	21.25	22.67	24.09	24.41	27.57	28.36	32.30	36.24	40.19	44.13	48.07	52.96	57.52	63.83	79.58	2.560	25	64	
15.59	16.07	17.18	20.35	21.78	23.20	23.52	26.68	27.47	31.42	35.36	39.31	43.25	47.19	52.08	56.65	62.95	78.71	2.571	28	72	
13.49	13.98	15.10	18.29	19.73	21.16	21.48	24.65	25.44	29.40	33.35	37.30	41.25	45.19	50.08	54.65	60.96	76.72	2.571	35	90	
			11.76	13.28	14.77	15.10	18.36	19.18	23.20	27.20	31.18	35.15	39.12	44.03	48.62	54.94	70.73	2.571	56	144	
14.67	15.16	16.27	19.45	20.88	22.30	22.62	25.79	26.58	30.53	34.48	38.43	42.37	46.31	51.20	55.77	62.08	77.84	2.581	31	80	
13.56	14.05	15.17	18.37	19.80	21.23	21.55	24.72	25.52	29.47	33.42	37.38	41.32	45.27	50.16	54.73	61.04	76.80	2.647	34	90	
16.57	17.05	18.16	21.32	22.75	24.17	24.48	27.64	28.44	32.38	36.32	40.27	44.21	48.15	53.03	57.60	63.90	79.66	2.667	24	64	
15.66	16.14	17.25	20.43	21.85	23.28	23.59	26.75	27.55	31.49	35.44	39.39	43.33	47.27	52.16	56.73	63.03	78.79	2.667	27	72	
14.75	15.23	16.34	19.52	20.95	22.38	22.70	25.86	26.66	30.61	34.55	38.50	42.44	46.39	51.28	55.85	62.15	77.91	2.667	30	80	
10.92	11.43	12.58	15.83	17.28	18.72	19.04	22.24	23.04	27.02	30.98	34.94	38.90	42.85	47.74	52.32	58.63	74.41	2.667	42	112	
			11.95	13.47	14.97	15.30	18.57	19.38	23.41	27.41	31.40	35.37	39.34	44.25	48.84	55.16	70.96	2.717	53	144	
13.63	14.12	15.24	18.44	19.87	21.30	21.62	24.80	25.59	29.55	33.50	37.45	41.40	45.35	50.23	54.81	61.11	76.88	2.727	33	90	
14.82	15.30	16.41	19.60	21.03	22.45	22.77	25.94	26.73	30.68	34.63	38.58	42.52	46.47	51.35	55.92	62.23	77.99	2.759	29	80	
15.73	16.21	17.32	20.50	21.93	23.35	23.67	26.83	27.62	31.57	35.51	39.46	43.40	47.35	52.23	56.80	63.11	78.86	2.769	26	72	
			11.06	12.57	14.07	14.39	17.66	18.46	22.51	26.46	30.41	34.36	38.31	43.20	47.90	52.47	58.79	2.800	40	112	
13.70	14.19	15.31	18.51	19.95	21.38	21.69	24.87	25.66	29.62	33.57	37.53	41.47	45.42	50.31	54.88	61.19	76.95	2.813	32	90	
14.89	15.37	16.49	19.67	21.10	22.53	22.84	26.01	26.80	30.76	34.70	38.65	42.60	46.54	51.43	56.00	62.31	78.07	2.857	28	80	
11.12	11.62	12.78	16.04	17.49	18.94	19.26	22.46	23.26	27.23	31.20	35.16	39.12	43.07	47.97	52.55	58.86	74.64	2.872	39	112	
15.81	16.29	17.40	20.57	22.00	23.42	23.74	26.90	27.70	31.65	35.59	39.54	43.48	47.42	52.31	56.88	63.18	78.94	2.880	25	72	
			12.14	13.67	15.17	15.50	18.77	19.59	23.62	27.63	31.62	35.59	39.56	44.47	49.06	55.39	71.18	2.880	50	144	
13.77	14.26	15.38	18.58	20.02	21.45	21.77	24.94	25.74	29.69	33.65	37.60	41.55	45.50	50.39	54.96	61.27	77.03	2.903	31	90	
16.72	17.19	18.30	21.47	22.90	24.32	24.63	27.79	28.59	32.53	36.47	40.42	44.36	48.30	53.19	57.75	64.06	79.82	2.909	22	64	
			11.19	12.69	14.19	14.51	17.78	18.59	22.63	26.58	30.53	34.48	38.43	43.32	47.81	54.12	69.88	2.947	38	112	
14.96	15.44	16.56	19.74	21.17	22.60	22.92	26.08	26.88	30.83	34.78	38.73	42.67	46.62	51.51	56.08	62.38	78.14	2.963	27	80	
15.88	16.36	17.47	20.65	22.08	23.50	23.81	26.98	27.77	31.72	35.67	39.61	43.55	47.50	52.39	56.96	63.26	79.02	3.000	24	72	
13.84	14.33	15.45	18.65	20.09	21.52	21.84	25.01	25.81	29.77	33.72	37.68	41.62	45.57	50.46	55.03	61.34	77.11	3.000	30	90	
			12.27	13.80	15.30	15.63	18.91	19.73	23.76	27.77	31.76	35.74	39.71	44.62	49.21	55.54	71.33	3.000	48	144	
11.25	11.76	12.91	16.17	17.63	19.08	19.40	22.60	23.40	27.38	31.35	35.31	39.27	43.22	48.12	52.70	59.01	74.79	3.027	37	112	
15.03	15.51	16.63	19.81	21.25	22.67	22.99	26.16	26.95	30.90	34.85	38.80	42.75	46.70	51.58	56.15	62.46	78.22	3.077	26	80	
13.91	14.40	15.52	18.72	20.16	21.59	21.91	25.09	25.88	29.84	33.80	37.75	41.70	45.65	50.54	55.11	61.42	77.18	3.103	29	90	
			11.32	12.82	14.32	14.64	17.91	18.71	22.74	26.71	30.68	34.64	38.60	43.49	48.18	54.49	70.26	3.111	36	112	
			12.40	13.93	15.43	15.76	19.05	19.86	23.90	27.91	31.91	35.88	39.86	44.77	49.36	55.69	71.49	3.130	46	144	
15.10	15.58	16.70	19.89	21.32	22.75	23.06	26.23	27.03	30.98	34.93	38.88	42.82	46.77	51.66	56.23	62.54	78.30	3.200	25	80	
11.38	11.89	13.04	16.31	17.77	19.22	19.54	22.74	23.54	27.52	31.49	35.46	39.42	43.37	48.27	52.85	59.16	74.94	3.200	35	112	
13.98	14.47	15.59	18.80	20.23	21.67	21.98	25.16	25.96	29.92	33.87	37.83	41.77	45.72	50.61	55.19	61.50	77.26	3.214	28	90	
16.02	16.50	17.61	20.79	22.22	23.65	23.96	27.13	27.92	31.87	35.82	39.76	43.71	47.65	52.54	57.11	63.41	79.17	3.273	22	72	
			12.52	14.06	15.56	15.89	19.18	20.00	24.04	28.05	32.05	36.03	40.00	44.92	49.51	55.84	71.64	3.273	44	144	
11.45	11.95	13.11	16.38	17.84	19.29	19.61	22.81	23.61	27.60	31.57	35.53	39.49	43.45	48.35	52.92	59.24	75.02	3.294	34		
			15.17	15.65	16.77	19.96	21.39	22.82	23.14	26.31	27.10	31.05	35.00	38.96	42.90	46.85	51.74	66.51	3.333	24	80
14.05	14.54	15.66	18.87	20.31	21.74	22.06	25.23	26.03	29.99	33.95	37.90	41.85	45.80	50.69	55.26	61.57	77.34	3.333	27	90	
11.51	12.02	13.18	16.45	17.91	19.36	19.68	22.88	23.69	27.67	31.64	35.61	39.56	43.52	48.42	53.00	59.32	75.09	3.394	33	112	
			12.65	14.19	15.69	16.03	19.32	20.14	24.18	28.19	32.19	36.17	40.15	45.06	49.66	55.99	71.79	3.429	42	144	
14.12	14.61	15.73	18.94	20.38	21.81	22.13	25.31	26.10	30.06	34.02	37.98	41.92	45.87	50.76	55.34	61.65	77.41	3.462	26	90	
11.58	12.08	13.24	16.52	17.98	19.43	19.75	22.95	23.76	27.74	31.71	35.68	39.64	43.60	48.50	53.07	59.39	75.17	3.500	32	112	
14.19	14.68	15.80	19.01	20.45	21.88	22.20	25.3														

Sprocket Combinations				Speed Ratio	Center Distance, Inches									
DriveR		DriveN			966-14MGT P.L. 38.031 69 teeth	1190-14MGT P.L. 46.950 85 teeth	1400-14MGT P.L. 53.118 100 teeth	1610-14MGT P.L. 63.386 115 teeth	1776-14MGT P.L. 70.000 127 teeth	1890-14MGT P.L. 74.009 135 teeth	2100-14MGT P.L. 82.677 150 teeth	2310-14MGT P.L. 90.945 165 teeth	2490-14MGT P.L. 96.457 175 teeth	2590-14MGT P.L. 101.988 185 teeth
No. of Grooves	Pitch Diameter (Inches)	No. of Grooves	Pitch Diameter (Inches)											
28	4.912	28	4.912	1.000	11.30	15.71	19.84	23.98	27.28	29.49	33.62	37.75	40.51	43.27
29	5.088	29	5.088	1.000	11.02	15.43	19.57	23.70	27.01	29.21	33.35	37.48	40.24	42.99
30	5.263	30	5.263	1.000	10.75	15.16	19.29	23.43	26.73	28.94	33.07	37.20	39.96	42.72
31	5.439	31	5.439	1.000	10.47	14.88	19.02	23.15	26.46	28.66	32.80	36.93	39.69	42.44
32	5.614	32	5.614	1.000	10.20	14.61	18.74	22.88	26.18	28.39	32.52	36.65	39.41	42.17
33	5.790	33	5.790	1.000	9.92	14.33	18.47	22.60	25.91	28.11	32.25	36.38	39.14	41.89
34	5.965	34	5.965	1.000	9.65	14.06	18.19	22.33	25.63	27.84	31.97	36.10	38.86	41.62
35	6.141	35	6.141	1.000	9.37	13.78	17.91	22.05	25.35	27.56	31.69	35.82	38.58	41.34
36	6.316	36	6.316	1.000	9.09	13.50	17.64	21.77	25.08	27.28	31.42	35.55	38.31	41.06
37	6.492	37	6.492	1.000	8.82	13.23	17.36	21.50	24.80	27.01	31.14	35.27	38.03	40.79
38	6.667	38	6.667	1.000	8.54	12.95	17.09	21.22	24.53	26.73	30.87	35.00	37.76	40.51
39	6.842	39	6.842	1.000	8.27	12.68	16.81	20.95	24.25	26.46	30.59	34.72	37.48	40.24
40	7.018	40	7.018	1.000	7.99	12.40	16.54	20.67	23.98	26.18	30.32	34.45	37.21	39.96
42	7.369	42	7.369	1.000		11.85	15.98	20.12	23.42	25.63	29.76	33.89	36.65	39.41
44	7.720	44	7.720	1.000		11.30	15.43	19.57	22.87	25.08	29.21	33.34	36.10	38.86
46	8.071	46	8.071	1.000		10.75	14.88	19.02	22.32	24.53	28.66	32.79	35.55	38.31
48	8.421	48	8.421	1.000		10.20	14.33	18.47	21.77	23.98	28.11	32.24	35.00	37.76
50	8.772	50	8.772	1.000		9.65	13.78	17.92	21.22	23.43	27.56	31.69	34.45	37.21
52	9.123	52	9.123	1.000			13.23	17.36	20.67	22.87	27.01	31.14	33.90	36.65
56	9.825	56	9.825	1.000			12.13	16.26	19.57	21.77	25.91	30.04	32.80	35.55
60	10.527	60	10.527	1.000				15.16	18.46	20.67	24.80	28.93	31.69	34.45
64	11.229	64	11.229	1.000				14.06	17.36	19.57	23.70	27.83	30.59	33.35
68	11.930	68	11.930	1.000				12.96	16.26	18.47	22.60	26.73	29.49	32.25
72	12.632	72	12.632	1.000					15.16	17.36	21.50	25.63	28.39	31.14
80	14.036	80	14.036	1.000						15.16	19.29	23.42	26.18	28.94
38	6.667	39	6.842	1.026	8.40	12.81	16.95	21.08	24.39	26.59	30.73	34.86	37.62	40.37
39	6.842	40	7.018	1.026	8.13	12.54	16.67	20.81	24.11	26.32	30.45	34.58	37.34	40.10
37	6.492	38	6.667	1.027	8.68	13.09	17.22	21.36	24.66	26.87	31.00	35.13	37.89	40.65
36	6.316	37	6.492	1.028	8.96	13.37	17.50	21.64	24.94	27.15	31.28	35.41	38.17	40.93
34	5.965	35	6.141	1.029	9.51	13.92	18.05	22.19	25.49	27.70	31.83	35.96	38.72	41.48
35	6.141	36	6.316	1.029	9.23	13.64	17.78	21.91	25.22	27.42	31.56	35.69	38.45	41.20
33	5.790	34	5.965	1.030	9.78	14.19	18.33	22.46	25.77	27.97	32.11	36.24	39.00	41.75
32	5.614	33	5.790	1.031	10.06	14.47	18.60	22.74	26.04	28.25	32.38	36.51	39.27	42.03
31	5.439	32	5.614	1.032	10.33	14.74	18.88	23.01	26.32	28.52	32.66	36.79	39.55	42.30
30	5.263	31	5.439	1.033	10.61	15.02	19.15	23.29	26.59	28.80	32.93	37.06	39.82	42.58
29	5.088	30	5.263	1.034	10.88	15.30	19.43	23.57	26.87	29.08	33.21	37.34	40.10	42.86
28	4.912	29	5.088	1.036	11.16	15.57	19.71	23.84	27.15	29.35	33.49	37.62	40.38	43.13
50	8.772	52	9.123	1.040			13.50	17.64	20.94	23.15	27.28	31.41	34.17	36.93
48	8.421	50	8.772	1.042		9.92	14.06	18.19	21.50	23.70	27.84	31.97	34.73	37.48
46	8.071	48	8.421	1.043		10.47	14.61	18.74	22.05	24.25	28.39	32.52	35.28	38.03
44	7.720	46	8.071	1.045		11.02	15.16	19.29	22.60	24.80	28.94	33.07	35.83	38.58
42	7.369	44	7.720	1.048		11.57	15.71	19.84	23.15	25.35	29.49	33.62	36.38	39.13
40	7.018	42	7.369	1.050		12.12	16.26	20.39	23.70	25.90	30.04	34.17	36.93	39.69
38	6.667	40	7.018	1.053	8.26	12.68	16.81	20.95	24.25	26.46	30.59	34.72	37.48	40.24
37	6.492	39	6.842	1.054	8.54	12.95	17.09	21.22	24.53	26.73	30.87	35.00	37.76	40.51
36	6.316	38	6.667	1.056	8.82	13.23	17.36	21.50	24.80	27.01	31.14	35.27	38.03	40.79
35	6.141	37	6.492	1.057	9.09	13.50	17.64	21.77	25.08	27.28	31.42	35.55	38.31	41.06
34	5.965	36	6.316	1.059	9.37	13.78	17.91	22.05	25.35	27.56	31.69	35.82	38.58	41.34
68	11.930	72	12.632	1.059					15.71	17.91	22.05	26.18	28.94	31.69
33	5.790	35	6.141	1.061	9.64	14.05	18.19	22.32	25.63	27.83	31.97	36.10	38.86	41.61
32	5.614	34	5.965	1.063	9.92	14.33	18.47	22.60	25.91	28.11	32.25	36.38	39.14	41.89
64	11.229	68	11.930	1.063				13.50	16.81	19.01	23.15	27.28	30.04	32.79
31	5.439	33	5.790	1.065	10.19	14.60	18.74	22.88	26.18	28.39	32.52	36.65	39.41	42.17
30	5.263	32	5.614	1.067	10.47	14.88	19.02	23.15	26.46	28.66	32.80	36.93	39.69	42.44
60	10.527	64	11.229	1.067				14.60	17.91	20.11	24.25	28.38	31.14	33.90
29	5.088	31	5.439	1.069	10.75	15.16	19.29	23.43	26.73	28.94	33.07	37.20	39.96	42.72
28	4.912	30	5.263	1.071	11.02	15.43	19.57	23.70	27.01	29.21	33.35	37.48	40.24	42.99
56	9.825	60	10.527	1.071			11.57	15.71	19.01	21.22	25.35	29.48	32.24	35.00
39	6.842	42	7.369	1.077	7.85	12.26	16.40	20.53	23.84	26.04	30.18	34.31	37.07	39.82
52	9.123	56	9.825	1.077			12.67	16.81	20.12	22.32	26.46	30.59	33.35	36.10
37	6.492	40	7.018	1.081	8.40	12.81	16.95	21.08	24.39	26.59	30.73	34.86	37.62	40.37
36	6.316	39	6.842	1.083	8.68	13.09	17.22	21.36	24.66	26.87	31.00	35.13	37.89	40.65
48	8.421	52	9.123	1.083		9.64	13.78	17.91	21.22	23.42	27.56	31.69	34.45	37.20
35	6.141	38	6.667	1.086	8.95	13.36	17.50	21.63	24.94	27.14	31.28	35.41	38.17	40.92
46	8.071	50	8.772	1.087		10.19	14.33	18.46	21.77	23.97	28.11	32.24	35.00	37.75
34	5.965	37	6.492	1.088	9.23	13.64	17.77	21.91	25.21	27.42	31.56	35.69	38.45	41.20
33	5.790	36	6.316	1.091	9.50	13.91	18.05	22.19	25.49	27.70	31.83	35.96	38.72	41.48
44	7.720	48	8.421	1.091		10.74	14.88	19.01	22.32	24.53	28.66	32.79	35.55	38.31
32	5.614	35	6.141	1.094	9.78	14.19	18.33	22.46	25.77	27.97	32.11	36.24	39.00	41.75
42	7.369	46	8.071	1.095		11.29	15.43	19.57	22.87	25.08	29.21	33.34	36.10	38.86
31	5.439	34	5.965	1.097	10.05	14.47	18.60	22.74	26.04	28.25	32.38	36.51	39.27	42.03
30	5.263	33	5.790	1.100	10.33	14.74	18.88	23.01	26.32	28.52	32.66	36.79	39.55	42.30
40	7.018	44	7.720	1.100		11.84	15.98	20.12	23.42	25.63	29.76	33.89	36.65	39.41
29	5.088	32	5.614	1.103	10.61	15.02	19.15	23.29	26.59	28.80	32.93	37.06	39.82	42.58
38	6.667	42	7.369	1.105	7.98	12.40	16.53	20.67	23.97	26.18	30.31	34.44	37.20	39.96
Length Factor*					0.80	0.80	0.90	0.90	0.95	0.95	1.00	1.00	1.00	1.05

Center Distance, Inches												Speed Ratio	Sprocket Combinations	
2800-14MGT P.L. 110.236 200 teeth	3150-14MGT P.L. 124.016 225 teeth	3360-14MGT P.L. 132.283 240 teeth	3500-14MGT P.L. 137.795 250 teeth	3650-14MGT P.L. 151.575 275 teeth	4326-14MGT P.L. 170.315 309 teeth	4578-14MGT P.L. 180.236 327 teeth	4956-14MGT P.L. 195.118 354 teeth	5320-14MGT P.L. 209.449 380 teeth	5740-14MGT P.L. 225.984 410 teeth	6160-14MGT P.L. 242.520 440 teeth	6660-14MGT P.L. 270.079 490 teeth		DriveR	DriveN
													No. of Grooves	No. of Grooves
47.40	54.29	58.42	61.18	68.07	77.44	82.40	89.84	97.01	105.27	113.54	127.32	1.000	28	28
47.13	54.02	58.15	60.91	67.79	77.16	82.13	89.57	96.73	105.00	113.27	127.05	1.000	29	29
46.85	53.74	57.87	60.63	67.52	76.89	81.85	89.29	96.46	104.72	112.99	126.77	1.000	30	30
46.58	53.47	57.60	60.36	67.24	76.61	81.58	89.02	96.18	104.45	112.72	126.50	1.000	31	31
46.30	53.19	57.32	60.08	66.97	76.34	81.30	88.74	95.91	104.17	112.44	126.22	1.000	32	32
46.03	52.92	57.05	59.81	66.69	76.06	81.03	88.47	95.63	103.90	112.17	125.95	1.000	33	33
45.75	52.64	56.77	59.53	66.42	75.79	80.75	88.19	95.36	103.62	111.89	125.67	1.000	34	34
45.47	52.36	56.49	59.25	66.14	75.51	80.47	87.91	95.08	103.34	111.61	125.39	1.000	35	35
45.20	52.09	56.22	58.98	65.86	75.23	80.20	87.64	94.80	103.07	111.34	125.12	1.000	36	36
44.92	51.81	55.94	58.70	65.59	74.96	79.92	87.36	94.53	102.79	111.06	124.84	1.000	37	37
44.65	51.54	55.67	58.43	65.31	74.68	79.65	87.09	94.25	102.52	110.79	124.57	1.000	38	38
44.37	51.26	55.39	58.15	65.04	74.41	79.37	86.81	93.98	102.24	110.51	124.29	1.000	39	39
44.10	50.99	55.12	57.88	64.76	74.13	79.10	86.54	93.70	101.97	110.24	124.02	1.000	40	40
43.84	50.71	54.84	57.60	64.49	73.86	78.82	86.26	93.43	101.69	109.96	123.74	1.000	41	41
43.54	50.43	54.56	57.32	64.21	73.58	78.54	85.98	93.15	101.41	109.68	123.46	1.000	42	42
42.99	49.88	54.01	56.77	63.66	73.03	77.99	85.43	92.60	100.86	109.13	122.91	1.000	44	44
42.44	49.33	53.46	56.22	63.11	72.48	77.44	84.88	92.05	100.31	108.58	122.36	1.000	46	46
41.89	48.78	52.91	55.67	62.56	71.93	76.89	84.33	91.50	99.76	108.03	121.81	1.000	48	48
41.34	48.23	52.36	55.12	62.01	71.38	76.34	83.78	90.95	99.21	107.48	121.26	1.000	50	50
40.79	47.68	51.81	54.57	61.45	70.82	75.79	83.23	90.39	98.66	106.93	120.71	1.000	52	52
39.69	46.58	50.71	53.47	60.35	69.72	74.69	82.13	89.29	97.56	105.83	119.61	1.000	56	56
38.58	45.47	49.60	52.36	59.25	68.62	73.58	81.02	88.19	96.45	104.72	118.50	1.000	60	60
37.48	44.37	48.50	51.26	58.15	67.52	72.48	79.92	87.09	95.35	103.62	117.40	1.000	64	64
36.38	43.27	47.40	50.16	57.05	66.42	71.38	78.82	85.99	94.25	102.52	116.30	1.000	68	68
35.28	42.17	46.30	49.06	55.94	65.31	70.28	77.72	84.88	93.15	101.42	115.20	1.000	72	72
33.07	39.96	44.09	46.85	53.74	63.11	68.07	75.51	82.68	90.94	99.21	112.99	1.000	80	80
44.51	51.40	55.53	58.29	65.17	74.55	79.51	86.95	94.12	102.38	110.65	124.43	1.026	38	39
44.23	51.12	55.25	58.01	64.90	74.27	79.23	86.67	93.84	102.10	110.37	124.15	1.026	39	40
44.78	51.67	55.80	58.56	65.45	74.82	79.78	87.22	94.39	102.65	110.92	124.70	1.027	37	38
45.06	51.95	56.08	58.84	65.73	75.10	80.06	87.50	94.67	102.93	111.20	124.98	1.028	36	37
45.61	52.50	56.63	59.39	66.28	75.65	80.61	88.05	95.22	103.48	111.75	125.53	1.029	34	35
45.34	52.23	56.36	59.12	66.00	75.37	80.34	87.78	94.94	103.21	111.48	125.26	1.029	35	36
45.89	52.78	56.91	59.67	66.55	75.92	80.89	88.33	95.49	103.76	112.03	125.81	1.030	33	34
46.16	53.05	57.18	59.94	66.83	76.20	81.16	88.60	95.77	104.03	112.30	126.08	1.031	32	33
46.44	53.33	57.46	60.22	67.10	76.47	81.44	88.88	96.04	104.31	112.58	126.36	1.032	31	32
46.71	53.60	57.73	60.49	67.38	76.75	81.71	89.15	96.32	104.58	112.85	126.63	1.033	30	31
46.99	53.88	58.01	60.77	67.66	77.03	81.99	89.43	96.60	104.86	113.13	126.91	1.034	29	30
47.27	54.16	58.29	61.05	67.93	77.30	82.27	89.71	96.87	105.14	113.41	127.19	1.036	28	29
41.06	47.95	52.09	54.85	61.73	71.10	76.07	83.51	90.67	98.94	107.21	120.99	1.040	50	52
41.62	48.51	52.64	55.40	62.28	71.65	76.62	84.06	91.22	99.49	107.76	121.54	1.042	48	50
42.17	49.06	53.19	55.95	62.83	72.20	77.17	84.61	91.77	100.04	108.31	122.09	1.043	46	48
42.72	49.61	53.74	56.50	63.38	72.75	77.72	85.16	92.32	100.59	108.86	122.64	1.045	44	46
43.27	50.16	54.29	57.05	63.93	73.30	78.27	85.71	92.87	101.14	109.41	123.19	1.048	42	44
43.82	50.71	54.84	57.60	64.49	73.86	78.82	86.26	93.43	101.69	109.96	123.74	1.050	40	42
44.37	51.26	55.39	58.15	65.04	74.41	79.37	86.81	93.98	102.24	110.51	124.29	1.053	38	40
44.65	51.54	55.67	58.43	65.31	74.68	79.65	87.09	94.25	102.52	110.79	124.57	1.054	37	39
44.92	51.81	55.94	58.70	65.59	74.96	79.92	87.36	94.53	102.79	111.06	124.84	1.056	36	38
45.20	52.09	56.22	58.98	65.86	75.23	80.20	87.64	94.80	103.07	111.34	125.12	1.057	35	37
45.47	52.36	56.49	59.25	66.14	75.51	80.47	87.91	95.08	103.34	111.61	125.39	1.059	34	36
35.83	42.72	46.85	49.61	56.49	65.86	70.83	78.27	85.43	93.70	101.97	115.75	1.059	68	72
45.75	52.64	56.77	59.53	66.41	75.78	80.75	88.19	95.35	103.62	111.89	125.67	1.061	33	35
46.03	52.92	57.05	59.81	66.69	76.06	81.03	88.47	95.63	103.90	112.17	125.95	1.063	32	34
36.93	43.82	47.95	50.71	57.59	66.97	71.93	79.37	86.54	94.80	103.07	116.85	1.063	64	68
46.30	53.19	57.32	60.08	66.97	76.34	81.30	88.74	95.91	104.17	112.44	126.22	1.065	31	33
46.58	53.47	57.60	60.36	67.24	76.61	81.58	89.02	96.18	104.45	112.72	126.50	1.067	30	32
38.03	44.92	49.05	51.81	58.70	68.07	73.03	80.47	87.64	95.90	104.17	117.95	1.067	60	64
46.85	53.74	57.87	60.63	67.52	76.89	81.85	89.29	96.46	104.72	112.99	126.77	1.069	29	31
47.13	54.02	58.15	60.91	67.79	77.16	82.13	89.57	96.73	105.00	113.27	127.05	1.071	28	30
39.13	46.02	50.15	52.91	59.80	69.17	74.13	81.57	88.74	97.00	105.27	119.06	1.071	56	60
43.96	50.85	54.98	57.74	64.62	73.99	78.96	86.40	93.56	101.83	110.10	123.88	1.077	39	42
40.24	47.13	51.26	54.02	60.90	70.27	75.24	82.68	89.84	98.11	106.38	120.16	1.077	52	56
44.51	51.40	55.53	58.29	65.17	74.54	79.51	86.95	94.11	102.38	110.65	124.43	1.081	37	40
44.78	51.68	55.81	58.57	65.45	74.82	79.79	87.23	94.39	102.66	110.93	124.71	1.083	36	39
41.34	48.23	52.36	55.12	62.00	71.38	76.34	83.78	90.95	99.21	107.48	121.26	1.083	48	52
45.06	51.95	56.08	58.84	65.73	75.10	80.06	87.50	94.67	102.93	111.20	124.98	1.086	35	38
41.89	48.78	52.91	55.67	62.56	71.93	76.89	84.33	91.50	99.76	108.03	121.81	1.087	46	50
45.34	52.23	56.36	59.12	66.00	75.37	80.34	87.78	9						

Sprocket Combinations					Center Distance, Inches									
DriveR		Driven		Speed Ratio										
No. of Grooves	Pitch Diameter (Inches)	No. of Grooves	Pitch Diameter (Inches)		96G-14MGT P.L. 38.031 69 teeth	119G-14MGT P.L. 46.960 105 teeth	140G-14MGT P.L. 55.18 100 teeth	160-14MGT P.L. 63.98 115 teeth	177G-14MGT P.L. 70.00 127 teeth	189G-14MGT P.L. 74.09 135 teeth	210G-14MGT P.L. 82.677 150 teeth	230-14MGT P.L. 90.96 165 teeth	249G-14MGT P.L. 96.457 175 teeth	259G-14MGT P.L. 101.988 185 teeth
28	4.912	31	5.439	1.107	10.88	15.29	19.43	23.56	26.87	29.07	33.21	37.34	40.10	42.85
36	6.316	40	7.018	1.111	8.54	12.95	17.08	21.22	24.52	26.73	30.87	35.00	37.76	40.51
72	12.632	80	14.036	1.111					14.04	16.24	20.38	24.51	27.28	30.03
35	6.141	39	6.842	1.114	8.81	13.22	17.36	21.50	24.80	27.01	31.14	35.27	38.03	40.79
34	5.965	38	6.667	1.118	9.09	13.50	17.64	21.77	25.08	27.28	31.42	35.55	38.31	41.06
50	8.772	56	9.825	1.120			12.94	17.08	20.39	22.59	26.73	30.86	33.62	36.38
33	5.790	37	6.492	1.121	9.36	13.77	17.91	22.05	25.35	27.56	31.69	35.82	38.58	41.34
32	5.614	36	6.316	1.125	9.64	14.05	18.19	22.32	25.63	27.83	31.97	36.10	38.86	41.61
64	11.229	72	12.632	1.125				12.94	16.24	18.45	22.59	26.72	29.48	32.24
80	14.036	90	15.790	1.125							17.89	22.03	24.79	27.55
39	6.842	44	7.720	1.128		11.98	16.12	20.25	23.56	25.76	29.90	34.03	36.79	39.55
31	5.439	35	6.141	1.129	9.91	14.33	18.46	22.60	25.90	28.11	32.24	36.37	39.13	41.89
46	8.071	52	9.123	1.130		9.91	14.05	18.18	21.49	23.70	27.83	31.96	34.72	37.48
30	5.263	34	5.965	1.133	10.19	14.60	18.74	22.87	26.18	28.38	32.52	36.65	39.41	42.17
60	10.527	68	11.930	1.133				14.04	17.35	19.55	23.69	27.82	30.58	33.34
37	6.492	42	7.369	1.135	8.12	12.53	16.67	20.80	24.11	26.31	30.45	34.58	37.34	40.10
44	7.720	50	8.772	1.136		10.46	14.60	18.73	22.04	24.25	28.38	32.51	35.27	38.03
29	5.088	33	5.790	1.138	10.47	14.88	19.01	23.15	26.45	28.66	32.79	36.92	39.68	42.44
28	4.912	32	5.614	1.143	10.74	15.15	19.29	23.43	26.73	28.94	33.07	37.20	39.96	42.72
35	6.141	40	7.018	1.143	8.67	13.08	17.22	21.36	24.66	26.87	31.00	35.13	37.89	40.65
42	7.369	48	8.421	1.143		11.01	15.15	19.29	22.59	24.80	28.93	33.06	35.82	38.58
56	9.825	64	11.229	1.143				15.14	18.45	20.66	24.79	28.93	31.69	34.44
34	5.965	39	6.842	1.147	8.95	13.36	17.50	21.63	24.94	27.14	31.28	35.41	38.17	40.92
40	7.018	46	8.071	1.150		11.56	15.70	19.84	23.14	25.35	29.48	33.62	36.38	39.13
33	5.790	38	6.667	1.152	9.22	13.63	17.77	21.91	25.21	27.42	31.55	35.68	38.44	41.20
52	9.123	60	10.527	1.154			12.11	16.25	19.55	21.76	25.90	30.03	32.79	35.54
32	5.614	37	6.492	1.156	9.50	13.91	18.05	22.18	25.49	27.69	31.83	35.96	38.72	41.47
38	6.667	44	7.720	1.158		12.11	16.25	20.39	23.69	25.90	30.04	34.17	36.93	39.68
31	5.439	36	6.316	1.161	9.77	14.19	18.32	22.46	25.76	27.97	32.10	36.23	39.00	41.75
30	5.263	35	6.141	1.167	10.05	14.46	18.60	22.73	26.04	28.24	32.38	36.51	39.27	42.03
36	6.316	42	7.369	1.167	8.25	12.67	16.80	20.94	24.25	26.45	30.59	34.72	37.48	40.23
48	8.421	56	9.825	1.167			13.21	17.35	20.66	22.86	27.00	31.13	33.89	36.65
29	5.088	34	5.965	1.172	10.32	14.74	18.87	23.01	26.32	28.52	32.66	36.79	39.55	42.30
34	5.965	40	7.018	1.176	8.80	13.22	17.36	21.49	24.80	27.00	31.14	35.27	38.03	40.78
68	11.930	80	14.036	1.176					14.57	16.78	20.92	25.05	27.82	30.57
28	4.912	33	5.790	1.179	10.60	15.01	19.15	23.29	26.59	28.80	32.93	37.06	39.82	42.58
39	6.842	46	8.071	1.179		11.70	15.84	19.97	23.28	25.48	29.62	33.75	36.51	39.27
33	5.790	39	6.842	1.182	9.08	13.49	17.63	21.77	25.07	27.28	31.41	35.54	38.31	41.06
44	7.720	52	9.123	1.182		10.17	14.31	18.45	21.76	23.97	28.10	32.23	34.99	37.75
32	5.614	38	6.667	1.188	9.35	13.77	17.91	22.04	25.35	27.55	31.69	35.82	38.58	41.34
37	6.492	44	7.720	1.189	7.83	12.25	16.39	20.52	23.83	26.04	30.17	34.30	37.06	39.82
42	7.369	50	8.772	1.190		10.72	14.87	19.00	22.31	24.52	28.65	32.79	35.55	38.30
31	5.439	37	6.492	1.194	9.63	14.04	18.18	22.32	25.62	27.83	31.97	36.10	38.86	41.61
30	5.263	36	6.316	1.200	9.91	14.32	18.46	22.59	25.90	28.11	32.24	36.37	39.13	41.89
35	6.141	42	7.369	1.200	8.38	12.80	16.94	21.08	24.38	26.59	30.72	34.85	37.61	40.37
40	7.018	48	8.421	1.200		11.28	15.42	19.56	22.86	25.07	29.21	33.34	36.10	38.85
50	8.772	60	10.527	1.200			12.37	16.51	19.82	22.03	26.17	30.30	33.06	35.82
60	10.527	72	12.632	1.200				13.46	16.78	18.99	23.13	27.26	30.02	32.78
29	5.088	35	6.141	1.207	10.18	14.60	18.73	22.87	26.18	28.38	32.52	36.65	39.41	42.16
38	6.667	46	8.071	1.211		11.83	15.97	20.11	23.41	25.62	29.76	33.89	36.65	39.40
33	5.790	40	7.018	1.212	8.93	13.35	17.49	21.63	24.93	27.14	31.27	35.41	38.17	40.92
28	4.912	34	5.965	1.214	10.46	14.87	19.01	23.15	26.45	28.66	32.79	36.92	39.68	42.44
56	9.825	68	11.930	1.214				14.57	17.88	20.09	24.23	28.36	31.13	33.88
46	8.071	56	9.825	1.217			13.48	17.62	20.93	23.13	27.27	31.40	34.16	36.92
32	5.614	39	6.842	1.219	9.21	13.63	17.77	21.90	25.21	27.42	31.55	35.68	38.44	41.20
36	6.316	44	7.720	1.222	7.96	12.38	16.52	20.66	23.97	26.17	30.31	34.44	37.20	39.95
31	5.439	38	6.667	1.226	9.49	13.90	18.04	22.18	25.48	27.69	31.83	35.96	38.72	41.47
39	6.842	48	8.421	1.231		11.41	15.55	19.69	23.00	25.21	29.34	33.47	36.23	38.99
52	9.123	64	11.229	1.231			11.53	15.68	18.99	21.19	25.33	29.47	32.23	34.98
30	5.263	37	6.492	1.233	9.76	14.18	18.32	22.45	25.76	27.97	32.10	36.23	38.99	41.75
34	5.965	42	7.369	1.235	8.51	12.93	17.07	21.21	24.52	26.72	30.86	34.99	37.75	40.51
42	7.369	52	9.123	1.238		10.44	14.58	18.72	22.03	24.24	28.37	32.51	35.27	38.02
29	5.088	36	6.316	1.241	10.04	14.46	18.59	22.73	26.04	28.24	32.38	36.51	39.27	42.02
37	6.492	46	8.071	1.243		11.96	16.10	20.24	23.55	25.76	29.89	34.02	36.78	39.54
28	4.912	35	6.141	1.250	10.32	14.73	18.87	23.01	26.31	28.52	32.65	36.78	39.54	42.30
32	5.614	40	7.018	1.250	9.07	13.49	17.62	21.76	25.07	27.27	31.41	35.54	38.30	41.06
40	7.018	50	8.772	1.250		10.99	15.13	19.27	22.58	24.79	28.93	33.06	35.82	38.57
48	8.421	60	10.527	1.250			12.63	16.78	20.09	22.30	26.44	30.57	33.33	36.09
64	11.229	80	14.036	1.250					15.09	17.30	21.45	25.59	28.35	31.11
72	12.632	90	15.790	1.250						14.80	18.95	23.09	25.86	28.62
35	6.141	44	7.720	1.257	8.09	12.51	16.65	20.79	24.10	26.31	30.44	34.57	37.34	40.09
31	5.439	39	6.842	1.258	9.34	13.76	17.90	22.04	25.34	27.55	31.69	35.82	38.58	41.33
38	6.667	48	8.421	1.263		11.54	15.69	19.83	23.13	25.34	29.48	33.61	36.37	39.13
30	5.263	38	6.667	1.267	9.62	14.04	18.18	22.31	25.62	27.83	31.96	36.09	38.85	41.61
33	5.790	42	7.369	1.273	8.64	13.07	17.21	21.35	24.65	26.86	30.99	35.13	37.89	40.64
44	7.720	56	9.825	1.273		9.59	13.74	17.88	21.19	23.40	27.54	31.67	34.43	37.19
Length Factor*					0.80	0.80	0.90	0.90	0.95	0.95	1.00	1.00	1.00	1.05

Note: 31, 33, 35, 37, 39, 42, 46 and 50 groove sprockets are only available as stock products in 40mm width.

* This length correction factor must be used to determine the proper belt width.

Center distance is greater than eight times the small sprocket and the large sprocket is not flanged. See Engineering Section I-10, Use of Flanged Sprockets, on page 173.

Center Distance, Inches												Speed Ratio	Sprocket Combinations	
2800-14MGT P.L. 110.236 200 teeth	3150-14MGT P.L. 124.016 225 teeth	3360-14MGT P.L. 132.283 240 teeth	3500-14MGT P.L. 137.795 250 teeth	3850-14MGT P.L. 151.575 275 teeth	4320-14MGT P.L. 170.315 300 teeth	4570-14MGT P.L. 180.236 327 teeth	4950-14MGT P.L. 195.118 354 teeth	5320-14MGT P.L. 205.449 380 teeth	5740-14MGT P.L. 225.984 410 teeth	6160-14MGT P.L. 242.520 440 teeth	6860-14MGT P.L. 270.079 490 teeth		DriveR	DriveN
													No. of Grooves	No. of Grooves
46.99	53.88	58.01	60.77	67.65	77.02	81.99	89.43	96.59	104.86	113.13	126.91	1.107	28	31
44.65	51.54	55.67	58.43	65.31	74.68	79.65	87.09	94.25	102.52	110.79	124.57	1.111	36	40
34.17	41.06	45.19	47.95	54.84	64.21	69.17	76.61	83.78	92.04	100.31	114.09	1.111	72	80
44.92	51.81	55.94	58.70	65.59	74.96	79.92	87.36	94.53	102.79	111.06	124.84	1.114	35	39
45.20	52.09	56.22	58.98	65.86	75.23	80.20	87.64	94.80	103.07	111.34	125.12	1.118	34	38
40.51	47.40	51.53	54.29	61.18	70.55	75.51	82.95	90.12	98.38	106.65	120.43	1.120	50	56
45.47	52.36	56.49	59.25	66.14	75.51	80.47	87.91	95.08	103.34	111.61	125.39	1.121	33	37
45.75	52.64	56.77	59.53	66.41	75.78	80.75	88.19	95.35	103.62	111.89	125.67	1.125	32	36
36.37	43.26	47.39	50.15	57.04	66.41	71.38	78.82	85.98	94.25	102.52	116.30	1.125	64	72
31.68	38.57	42.71	45.47	52.35	61.72	66.69	74.13	81.29	89.56	97.83	111.61	1.125	80	90
43.68	50.57	54.70	57.46	64.35	73.72	78.68	86.12	93.29	101.55	109.82	123.60	1.128	39	44
46.02	52.91	57.04	59.80	66.69	76.06	81.02	88.46	95.63	103.89	112.16	125.94	1.129	31	35
41.61	48.50	52.63	55.39	62.28	71.65	76.61	84.05	91.22	99.48	107.75	121.53	1.130	46	52
46.30	53.19	57.32	60.08	66.97	76.34	81.30	88.74	95.91	104.17	112.44	126.22	1.133	30	34
37.48	44.37	48.50	51.26	58.14	67.51	72.48	79.92	87.08	95.35	103.62	117.40	1.133	60	68
44.23	51.12	55.25	58.01	64.90	74.27	79.23	86.67	93.84	102.10	110.37	124.15	1.135	37	42
42.16	49.05	53.18	55.94	62.83	72.20	77.17	84.61	91.77	100.04	108.31	122.09	1.136	44	50
46.58	53.47	57.60	60.36	67.24	76.61	81.58	89.02	96.18	104.45	112.72	126.50	1.138	29	33
46.85	53.74	57.87	60.63	67.52	76.89	81.85	89.29	96.46	104.72	112.99	126.77	1.143	28	32
44.78	51.67	55.80	58.56	65.45	74.82	79.78	87.22	94.39	102.65	110.92	124.70	1.143	35	40
42.72	49.61	53.74	56.50	63.38	72.75	77.72	85.16	92.32	100.59	108.86	122.64	1.143	42	48
38.58	45.47	49.60	52.36	59.25	68.62	73.58	81.02	88.19	96.45	104.72	118.50	1.143	56	64
45.06	51.95	56.08	58.84	65.72	75.10	80.06	87.50	94.67	102.93	111.20	124.98	1.147	34	39
43.27	50.16	54.29	57.05	63.93	73.30	78.27	85.71	92.87	101.14	109.41	123.19	1.150	40	46
45.33	52.22	56.35	59.11	66.00	75.37	80.34	87.78	94.94	103.21	111.48	125.26	1.152	33	38
39.68	46.57	50.70	53.46	60.35	69.72	74.68	82.12	89.29	97.55	105.82	119.60	1.154	52	60
45.61	52.50	56.63	59.39	66.28	75.65	80.61	88.05	95.22	103.48	111.75	125.53	1.156	32	37
43.82	50.71	54.84	57.60	64.48	73.85	78.82	86.26	93.42	101.69	109.96	123.74	1.158	38	44
45.89	52.78	56.91	59.67	66.55	75.92	80.89	88.33	95.49	103.76	112.03	125.81	1.161	31	36
46.16	53.05	57.18	59.94	66.83	76.20	81.16	88.60	95.77	104.03	112.30	126.08	1.167	30	35
44.37	51.26	55.39	58.15	65.03	74.40	79.37	86.81	93.98	102.24	110.51	124.29	1.167	36	42
40.78	47.67	51.80	54.57	61.45	70.82	75.79	83.23	90.39	98.66	106.93	120.71	1.167	48	56
46.44	53.33	57.46	60.22	67.10	76.47	81.44	88.88	96.04	104.31	112.58	126.36	1.172	29	34
44.92	51.81	55.94	58.70	65.59	74.96	79.92	87.36	94.53	102.79	111.06	124.84	1.176	34	40
34.71	41.60	45.73	48.49	55.38	64.75	69.72	77.16	84.32	92.59	100.86	114.64	1.176	68	80
46.71	53.60	57.73	60.49	67.38	76.75	81.71	89.15	96.32	104.58	112.85	126.63	1.179	28	33
43.40	50.29	54.42	57.18	64.07	73.44	78.40	85.85	93.01	101.28	109.55	123.33	1.179	39	46
45.20	52.09	56.22	58.98	65.86	75.23	80.20	87.64	94.80	103.07	111.34	125.12	1.182	33	39
41.89	48.78	52.91	55.67	62.55	71.92	76.89	84.33	91.49	99.76	108.03	121.81	1.182	44	52
45.47	52.36	56.49	59.25	66.14	75.51	80.47	87.91	95.08	103.34	111.61	125.39	1.188	32	38
43.95	50.84	54.97	57.73	64.62	73.99	78.96	86.40	93.56	101.83	110.10	123.88	1.189	37	44
42.44	49.33	53.46	56.22	63.10	72.47	77.44	84.88	92.05	100.31	108.58	122.36	1.190	42	50
45.75	52.64	56.77	59.53	66.41	75.78	80.75	88.19	95.35	103.62	111.89	125.67	1.194	31	37
46.02	52.91	57.04	59.80	66.69	76.06	81.02	88.46	95.63	103.89	112.16	125.94	1.200	30	36
44.51	51.40	55.53	58.29	65.17	74.54	79.51	86.95	94.11	102.38	110.65	124.43	1.200	35	42
42.99	49.88	54.01	56.77	63.66	73.03	77.99	85.43	92.60	100.86	109.13	122.91	1.200	40	48
39.95	46.84	50.98	53.74	60.62	69.99	74.96	82.40	89.56	97.83	106.10	119.88	1.200	50	60
36.92	43.81	47.94	50.70	57.59	66.96	71.92	79.36	86.53	94.80	103.07	116.85	1.200	60	72
46.30	53.19	57.32	60.08	66.96	76.33	81.30	88.74	95.90	104.17	112.44	126.22	1.207	29	35
43.54	50.43	54.56	57.32	64.21	73.58	78.54	85.98	93.15	101.41	109.68	123.46	1.211	38	46
45.06	51.95	56.08	58.84	65.72	75.09	80.06	87.50	94.66	102.93	111.20	124.98	1.212	33	40
46.57	53.46	57.59	60.35	67.24	76.61	81.58	89.02	96.18	104.45	112.72	126.50	1.214	28	34
38.02	44.91	49.04	51.80	58.69	68.06	73.03	80.47	87.63	95.90	104.17	117.95	1.214	56	68
41.06	47.95	52.08	54.84	61.72	71.09	76.06	83.50	90.67	98.93	107.20	120.98	1.217	46	56
45.33	52.22	56.35	59.11	66.00	75.37	80.33	87.77	94.94	103.21	111.48	125.26	1.219	32	39
44.09	50.98	55.11	57.87	64.76	74.13	79.09	86.53	93.70	101.96	110.23	124.01	1.222	36	44
45.61	52.50	56.63	59.39	66.27	75.64	80.61	88.05	95.21	103.48	111.75	125.53	1.226	31	38
43.13	50.02	54.15	56.91	63.79	73.16	78.13	85.57	92.73	101.00	109.27	123.05	1.231	39	48
39.12	46.01	50.14	52.91	59.79	69.16	74.13	81.57	88.73	97.00	105.27	119.05	1.231	52	64
45.88	52.77	56.90	59.66	66.55	75.92	80.89	88.33	95.49	103.76	112.03	125.81	1.233	30	37
44.64	51.53	55.66	58.42	65.31	74.68	79.64	87.08	94.25	102.52	110.79	124.57	1.235	34	42
42.16	49.05	53.18	55.94	62.83	72.20	77.16	84.60	91.77	100.03	108.30	122.08	1.238	42	52
46.16	53.05	57.18	59.94	66.83	76.20	81.16	88.60	95.77	104.03	112.30	126.08	1.241	29	36
43.68	50.57	54.70	57.46	64.34	73.71	78.68	86.12	93.28	101.55	109.82	123.60	1.243	37	46
46.43	53.33	57.46	60.22	67.10	76.47	81.44	88.88	96.04	104.31	112.58	126.36	1.250	28	35
45.19	52.08	56.21	58.97	65.86	75.23	80.20	87.64	94.80	103.07	111.34	125.12	1.250	32	40
42.71	49.60	53.73	56.49	63.38	72.75	77.71	85							

Sprocket Combinations				Speed Ratio	Center Distance, Inches									
DriveR		DriveN			96-14MGT P.L. 38.031 69 teeth	119-14MGT P.L. 46.950 85 teeth	140-14MGT P.L. 55.118 100 teeth	161-14MGT P.L. 63.386 115 teeth	178-14MGT P.L. 70.000 127 teeth	189-14MGT P.L. 74.049 135 teeth	210-14MGT P.L. 82.677 150 teeth	231-14MGT P.L. 90.945 165 teeth	249-14MGT P.L. 96.457 175 teeth	259-14MGT P.L. 101.988 185 teeth
No. of Grooves	Pitch Diameter (Inches)	No. of Grooves	Pitch Diameter (Inches)											
29	5.088	37	6.492	1.276	9.90	14.31	18.45	22.59	25.90	28.10	32.24	36.37	39.13	41.88
36	6.316	46	8.071	1.278		12.09	16.24	20.38	23.68	25.89	30.03	34.16	36.92	39.68
50	8.772	64	11.229	1.280			11.79	15.94	19.25	21.46	25.60	29.74	32.50	35.25
39	6.842	50	8.772	1.282		11.12	15.27	19.41	22.72	24.92	29.06	33.19	35.95	38.71
28	4.912	36	6.316	1.286	10.17	14.59	18.73	22.87	26.17	28.38	32.51	36.64	39.41	42.16
56	9.825	72	12.632	1.286				13.99	17.31	19.52	23.66	27.80	30.56	33.32
31	5.439	40	7.018	1.290	9.20	13.62	17.76	21.90	25.20	27.41	31.55	35.68	38.44	41.19
34	5.965	44	7.720	1.294	8.22	12.65	16.79	20.93	24.24	26.44	30.58	34.71	37.47	40.23
37	6.492	48	8.421	1.297		11.67	15.82	19.96	23.27	25.47	29.61	33.74	36.50	39.26
30	5.263	39	6.842	1.300	9.47	13.90	18.04	22.17	25.48	27.69	31.82	35.95	38.71	41.47
40	7.018	52	9.123	1.300		10.70	14.85	18.99	22.30	24.51	28.64	32.78	35.54	38.29
46	8.071	60	10.527	1.304			12.89	17.04	20.36	22.56	26.70	30.84	33.60	36.36
52	9.123	68	11.930	1.308				15.09	18.41	20.62	24.77	28.90	31.66	34.42
29	5.088	38	6.667	1.310	9.75	14.17	18.31	22.45	25.76	27.96	32.10	36.23	38.99	41.75
32	5.614	42	7.369	1.313	8.77	13.20	17.34	21.48	24.79	26.99	31.13	35.26	38.02	40.78
35	6.141	46	8.071	1.314	7.79	12.22	16.37	20.51	23.82	26.03	30.16	34.29	37.06	39.81
38	6.667	50	8.772	1.316		11.25	15.40	19.54	22.85	25.06	29.20	33.33	36.09	38.84
28	4.912	37	6.492	1.321	10.03	14.45	18.59	22.72	26.03	28.24	32.37	36.50	39.27	42.02
68	11.930	90	15.790	1.324						15.31	19.47	23.62	26.39	29.15
30	5.263	40	7.018	1.333	9.33	13.75	17.89	22.03	25.34	27.55	31.68	35.81	38.57	41.33
33	5.790	44	7.720	1.333	8.35	12.78	16.92	21.06	24.37	26.58	30.71	34.85	37.61	40.36
36	6.316	48	8.421	1.333		11.80	15.95	20.09	23.40	25.61	29.75	33.88	36.64	39.40
39	6.842	52	9.123	1.333		10.83	14.98	19.12	22.43	24.64	28.78	32.91	35.67	38.43
42	7.369	56	9.825	1.333		9.84	14.00	18.15	21.46	23.67	27.81	31.94	34.70	37.46
48	8.421	64	11.229	1.333			12.05	16.20	19.52	21.73	25.87	30.00	32.77	35.52
60	10.527	80	14.036	1.333					15.61	17.83	21.98	26.12	28.88	31.64
29	5.088	39	6.842	1.345	9.61	14.03	18.17	22.31	25.62	27.82	31.96	36.09	38.85	41.61
37	6.492	50	8.772	1.351		11.38	15.53	19.67	22.98	25.19	29.33	33.46	36.22	38.98
34	5.965	46	8.071	1.353	7.92	12.36	16.50	20.64	23.95	26.16	30.30	34.43	37.19	39.95
31	5.439	42	7.369	1.355	8.90	13.33	17.47	21.61	24.92	27.13	31.27	35.40	38.16	40.91
28	4.912	38	6.667	1.357	9.88	14.30	18.45	22.58	25.89	28.10	32.23	36.37	39.13	41.88
50	8.772	68	11.930	1.360			11.19	15.35	18.67	20.89	25.03	29.17	31.93	34.69
44	7.720	60	10.527	1.364			13.15	17.31	20.62	22.83	26.97	31.11	33.87	36.63
38	6.667	52	9.123	1.368		10.95	15.11	19.25	22.57	24.77	28.91	33.05	35.81	38.56
35	6.141	48	8.421	1.371		11.93	16.08	20.23	23.54	25.74	29.88	34.01	36.78	39.53
32	5.614	44	7.720	1.375	8.48	12.91	17.05	21.20	24.50	26.71	30.85	34.98	37.74	40.50
29	5.088	40	7.018	1.379	9.46	13.88	18.03	22.17	25.47	27.68	31.82	35.95	38.71	41.47
52	9.123	72	12.632	1.385				14.50	17.83	20.04	24.19	28.33	31.09	33.85
36	6.316	50	8.772	1.389		11.51	15.66	19.81	23.12	25.33	29.46	33.60	36.36	39.12
46	8.071	64	11.229	1.391			12.30	16.46	19.78	21.99	26.13	30.27	33.03	35.79
28	4.912	39	6.842	1.393	9.74	14.16	18.30	22.44	25.75	27.96	32.09	36.23	38.99	41.74
33	5.790	46	8.071	1.394	8.05	12.49	16.63	20.78	24.09	26.29	30.43	34.56	37.33	40.08
30	5.263	42	7.369	1.400	9.03	13.46	17.61	21.75	25.06	27.26	31.40	35.53	38.29	41.05
40	7.018	56	9.825	1.400		10.10	14.26	18.41	21.73	23.94	28.08	32.21	34.97	37.73
80	14.036	112	19.650	1.400								18.80	21.59	24.37
37	6.492	52	9.123	1.405		11.08	15.24	19.39	22.70	24.91	29.05	33.18	35.94	38.70
64	11.229	90	15.790	1.406						15.82	19.99	24.14	26.91	29.68
34	5.965	48	8.421	1.412		12.06	16.21	20.36	23.67	25.88	30.02	34.15	36.91	39.67
48	8.421	68	11.930	1.417			11.44	15.61	18.94	21.15	25.30	29.43	32.20	34.96
31	5.439	44	7.720	1.419	8.60	13.04	17.19	21.33	24.64	26.85	30.98	35.12	37.88	40.63
28	4.912	40	7.018	1.429	9.59	14.02	18.16	22.30	25.61	27.82	31.95	36.08	38.85	41.60
35	6.141	50	8.772	1.429		11.64	15.79	19.94	23.25	25.46	29.60	33.73	36.49	39.25
42	7.369	60	10.527	1.429			13.41	17.57	20.88	23.10	27.24	31.37	34.14	36.90
56	9.825	80	14.036	1.429				12.78	16.12	18.34	22.50	26.65	29.41	32.18
39	6.842	56	9.825	1.436		10.23	14.39	18.54	21.86	24.07	28.21	32.35	35.11	37.87
32	5.614	46	8.071	1.438	8.17	12.62	16.77	20.91	24.22	26.43	30.57	34.70	37.46	40.22
50	8.772	72	12.632	1.440				14.76	18.09	20.30	24.45	28.59	31.36	34.12
36	6.316	52	9.123	1.444		11.21	15.37	19.52	22.83	25.04	29.18	33.31	36.08	38.83
29	5.088	42	7.369	1.448	9.16	13.59	17.74	21.88	25.19	27.40	31.54	35.67	38.43	41.19
33	5.790	48	8.421	1.455		12.19	16.35	20.49	23.80	26.01	30.15	34.28	37.05	39.80
44	7.720	64	11.229	1.455			12.55	16.72	20.04	22.25	26.40	30.54	33.30	36.06
30	5.263	44	7.720	1.467	8.73	13.17	17.32	21.46	24.77	26.98	31.12	35.25	38.01	40.77
34	5.965	50	8.772	1.471		11.77	15.92	20.07	23.38	25.59	29.73	33.87	36.63	39.39
38	6.667	56	9.825	1.474		10.35	14.52	18.68	21.99	24.20	28.34	32.48	35.24	38.00
46	8.071	68	11.930	1.478			11.69	15.87	19.19	21.41	25.56	29.70	32.46	35.22
31	5.439	46	8.071	1.484	8.30	12.75	16.90	21.04	24.35	26.56	30.70	34.83	37.60	40.35
35	6.141	52	9.123	1.486		11.34	15.50	19.65	22.96	25.17	29.31	33.45	36.21	38.97
28	4.912	42	7.369	1.500	9.29	13.72	17.87	22.02	25.32	27.53	31.67	35.80	38.56	41.32
32	5.614	48	8.421	1.500	7.87	12.32	16.48	20.62	23.94	26.14	30.28	34.42	37.18	39.94
40	7.018	60	10.527	1.500		9.48	13.67	17.83	21.15	23.36	27.50	31.64	34.41	37.16
48	8.421	72	12.632	1.500				15.01	18.34	20.56	24.72	28.86	31.62	34.39
60	10.527	90	15.790	1.500					14.08	16.32	20.50	24.66	27.43	30.20
37	6.492	56	9.825	1.514		10.48	14.65	18.81	22.12	24.33	28.48	32.61	35.38	38.13
33	5.790	50	8.772	1.515		11.89	16.05	20.20	23.52	25.72	29.87	34.00	36.76	39.52
29	5.088	44	7.720	1.517	8.86	13.30	17.45	21.60	24.91	27.11	31.25	35.39	38.15	40.90
Length Factor*					0.80	0.80	0.90	0.90	0.95	0.95	1.00	1.00	1.00	1.05

Note: 31, 33, 35, 37, 39, 42, 46 and 50 groove sprockets are only available as stock products in 40mm width.

* This length correction factor must be used to determine the proper belt width.

Center distance is greater than eight times the small sprocket and the large sprocket is not flanged. See Engineering Section I-10, Use of

Center Distance, Inches													Sprocket Combinations		
															Speed Ratio
2000-14MGT P.L. 110.236 200 teeth	3150-14MGT P.L. 124.016 225 teeth	3360-14MGT P.L. 132.283 240 teeth	3500-14MGT P.L. 137.795 250 teeth	3650-14MGT P.L. 151.575 275 teeth	4326-14MGT P.L. 170.315 309 teeth	4578-14MGT P.L. 180.236 327 teeth	4956-14MGT P.L. 195.118 354 teeth	5320-14MGT P.L. 209.449 380 teeth	5740-14MGT P.L. 225.984 410 teeth	6160-14MGT P.L. 242.520 440 teeth	6660-14MGT P.L. 270.079 490 teeth				
46.02	52.91	57.04	59.80	66.69	76.06	81.02	88.46	95.63	103.89	112.16	125.94	1.276	29	37	
43.81	50.70	54.83	57.59	64.48	73.85	78.82	86.26	93.42	101.69	109.96	123.74	1.278	36	46	
39.39	46.28	50.42	53.18	60.06	69.44	74.40	81.84	89.01	97.27	105.54	119.32	1.280	50	64	
42.85	49.74	53.87	56.63	63.51	72.89	77.85	85.29	92.46	100.72	108.99	122.77	1.282	39	50	
46.30	53.19	57.32	60.08	66.96	76.33	81.30	88.74	95.90	104.17	112.44	126.22	1.286	28	36	
37.46	44.35	48.48	51.24	58.13	67.50	72.47	79.91	87.08	95.34	103.61	117.39	1.286	56	72	
45.33	52.22	56.35	59.11	66.00	75.37	80.33	87.77	94.94	103.20	111.47	125.25	1.290	31	40	
44.36	51.25	55.38	58.15	65.03	74.40	79.37	86.81	93.97	102.24	110.51	124.29	1.294	34	44	
43.40	50.29	54.42	57.18	64.07	73.44	78.40	85.84	93.01	101.27	109.54	123.32	1.297	37	48	
45.61	52.50	56.63	59.39	66.27	75.64	80.61	88.05	95.21	103.48	111.75	125.53	1.300	30	39	
42.43	49.32	53.45	56.21	63.10	72.47	77.44	84.88	92.04	100.31	108.58	122.36	1.300	40	52	
40.49	47.39	51.52	54.28	61.17	70.54	75.50	82.94	90.11	98.38	106.65	120.43	1.304	46	60	
38.56	45.45	49.59	52.35	59.23	68.61	73.57	81.01	88.18	96.44	104.72	118.50	1.308	52	68	
45.88	52.77	56.90	59.66	66.55	75.92	80.88	88.32	95.49	103.75	112.02	125.81	1.310	29	38	
44.91	51.81	55.94	58.70	65.58	74.95	79.92	87.36	94.52	102.79	111.06	124.84	1.313	32	42	
43.95	50.84	54.97	57.73	64.62	73.99	78.95	86.39	93.56	101.82	110.09	123.87	1.314	35	46	
42.98	49.87	54.00	56.76	63.65	73.02	77.99	85.43	92.59	100.86	109.13	122.91	1.316	38	50	
46.16	53.05	57.18	59.94	66.82	76.19	81.16	88.60	95.77	104.03	112.30	126.08	1.321	28	37	
33.29	40.19	44.33	47.09	53.98	63.35	68.32	75.76	82.93	91.20	99.47	113.25	1.324	68	90	
45.47	52.36	56.49	59.25	66.13	75.50	80.47	87.91	95.08	103.34	111.61	125.39	1.333	30	40	
44.50	51.39	55.52	58.28	65.17	74.54	79.50	86.94	94.11	102.37	110.65	124.43	1.333	33	44	
43.53	50.42	54.56	57.32	64.20	73.57	78.54	85.98	93.14	101.41	109.68	123.46	1.333	36	48	
42.57	49.46	53.59	56.35	63.24	72.61	77.57	85.01	92.18	100.44	108.72	122.50	1.333	39	52	
41.60	48.49	52.62	55.38	62.27	71.64	76.61	84.05	91.21	99.48	107.75	121.53	1.333	42	56	
39.66	46.56	50.69	53.45	60.34	69.71	74.67	82.11	89.28	97.55	105.82	119.60	1.333	48	64	
35.79	42.68	46.82	49.58	56.47	65.84	70.81	78.25	85.42	93.68	101.95	115.73	1.333	60	80	
45.74	52.63	56.76	59.52	66.41	75.78	80.75	88.19	95.35	103.62	111.89	125.67	1.345	29	39	
43.12	50.01	54.14	56.90	63.79	73.16	78.12	85.56	92.73	101.00	109.27	123.05	1.351	37	50	
44.08	50.98	55.11	57.87	64.75	74.12	79.09	86.53	93.70	101.96	110.23	124.01	1.353	34	46	
45.05	51.94	56.07	58.83	65.72	75.09	80.05	87.50	94.66	102.93	111.20	124.98	1.355	31	42	
46.02	52.91	57.04	59.80	66.69	76.06	81.02	88.46	95.63	103.89	112.16	125.94	1.357	28	38	
38.83	45.72	49.86	52.62	59.50	68.88	73.84	81.29	88.45	96.72	104.99	118.77	1.360	50	68	
40.76	47.66	51.79	54.55	61.44	70.81	75.78	83.22	90.38	98.65	106.92	120.70	1.364	44	60	
42.70	49.59	53.72	56.49	63.37	72.74	77.71	85.15	92.32	100.58	108.85	122.63	1.368	38	52	
43.67	50.56	54.69	57.45	64.34	73.71	78.67	86.12	93.28	101.55	109.82	123.60	1.371	35	48	
44.64	51.53	55.66	58.42	65.30	74.68	79.64	87.08	94.25	102.51	110.78	124.56	1.375	32	44	
45.60	52.49	56.62	59.38	66.27	75.64	80.61	88.05	95.21	103.48	111.75	125.53	1.379	29	40	
37.99	44.89	49.02	51.78	58.67	68.05	73.01	80.45	87.62	95.89	104.16	117.94	1.385	52	72	
43.25	50.14	54.28	57.04	63.92	73.29	78.26	85.70	92.87	101.13	109.40	123.18	1.389	36	50	
39.93	46.83	50.96	53.72	60.61	69.98	74.95	82.39	89.55	97.82	106.09	119.87	1.391	46	64	
45.88	52.77	56.90	59.66	66.55	75.92	80.88	88.32	95.49	103.75	112.02	125.80	1.393	28	39	
44.22	51.11	55.24	58.00	64.89	74.26	79.23	86.67	93.83	102.10	110.37	124.15	1.394	33	46	
45.19	52.08	56.21	58.97	65.86	75.23	80.19	87.63	94.80	103.06	111.33	125.11	1.400	30	42	
41.87	48.76	52.89	55.65	62.54	71.91	76.88	84.32	91.49	99.75	108.02	121.80	1.400	40	56	
28.52	35.44	39.58	42.35	49.25	58.63	63.60	71.05	78.22	86.49	94.76	108.55	1.400	80	112	
42.84	49.73	53.86	56.62	63.51	72.88	77.84	85.29	92.45	100.72	108.99	122.77	1.405	37	52	
33.82	40.73	44.86	47.62	54.52	63.89	68.86	76.31	83.47	91.74	100.01	113.80	1.406	64	90	
43.80	50.70	54.83	57.59	64.47	73.85	78.81	86.25	93.42	101.68	109.95	123.74	1.412	34	48	
39.10	45.99	50.13	52.89	59.78	69.15	74.12	81.56	88.72	96.99	105.26	119.04	1.417	48	68	
44.77	51.66	55.79	58.55	65.44	74.81	79.78	87.22	94.38	102.65	110.92	124.70	1.419	31	44	
45.74	52.63	56.76	59.52	66.41	75.78	80.74	88.18	95.35	103.61	111.89	125.67	1.429	28	40	
43.39	50.28	54.41	57.17	64.06	73.43	78.40	85.84	93.00	101.27	109.54	123.32	1.429	35	50	
41.03	47.93	52.06	54.82	61.71	71.08	76.05	83.49	90.66	98.92	107.19	120.97	1.429	42	60	
36.32	43.22	47.35	50.12	57.01	66.38	71.35	78.79	85.96	94.23	102.50	116.28	1.429	56	80	
42.00	48.90	53.03	55.79	62.68	72.05	77.02	84.46	91.62	99.89	108.16	121.94	1.436	39	56	
44.35	51.25	55.38	58.14	65.03	74.40	79.37	86.80	93.97	102.23	110.50	124.29	1.438	32	46	
38.26	45.16	49.29	52.05	58.94	68.32	73.28	80.73	87.89	96.16	104.43	118.21	1.440	50	72	
42.97	49.86	54.00	56.76	63.64	73.02	77.98	85.42	92.59	100.85	109.13	122.91	1.444	36	52	
45.32	52.21	56.34	59.11	65.99	75.36	80.33	87.77	94.93	103.20	111.47	125.25	1.448	29	42	
43.94	50.83	54.96	57.72	64.61	73.98	78.95	86.39	93.55	101.82	110.09	123.87	1.455	33	48	
40.20	47.09	51.23	53.99	60.88	70.25	75.22	82.66	89.83	98.09	106.36	120.14	1.455	44	64	
44.91	51.80	55.93	58.69	65.58	74.95	79.91	87.35	94.52	102.79	111.06	124.84	1.467	30	44	
43.52	50.42	54.55	57.31	64.20	73.57	78.53	85.97	93.14	101.41	109.68	123.46	1.471	34	50	
42.14	49.03	53.16	55.92	62.81	72.18	77.15	84.59	91.76	100.02	108.30	122.08	1.474	38	56	
39.36	46.26	50.39	53.16	60.05	69.42	74.39	81.83	89.00	97.26	105.53	119.32	1.478	46		

Sprocket Combinations				Speed Ratio	Center Distance, Inches									
DriveR		DriveN			96-14MGT P.L. 30.031 69 teeth	119-14MGT P.L. 46.950 86 teeth	140-14MGT P.L. 53.118 100 teeth	161-14MGT P.L. 63.386 115 teeth	178-14MGT P.L. 70.000 127 teeth	189-14MGT P.L. 74.009 135 teeth	210-14MGT P.L. 82.677 150 teeth	231-14MGT P.L. 90.946 165 teeth	249-14MGT P.L. 96.457 175 teeth	269-14MGT P.L. 101.988 185 teeth
No. of Grooves	Pitch Diameter (Inches)	No. of Grooves	Pitch Diameter (Inches)											
42	7.369	64	11.229	1.524	8.43	11.47	12.81	16.98	20.30	22.52	26.66	30.80	33.57	36.33
34	5.965	52	9.123	1.529										
30	5.263	46	8.071	1.533										
39	6.842	60	10.527	1.538										
52	9.123	80	14.036	1.538	7.99	12.45	11.94	13.28	16.63	18.86	23.02	27.17	29.94	32.70
44	7.720	68	11.930	1.545										
31	5.439	48	8.421	1.548										
36	6.316	56	9.825	1.556										
72	12.632	112	19.650	1.556	8.98	12.02	16.18	20.33	23.65	25.86	30.00	34.13	36.90	39.65
32	5.614	50	8.772	1.563										
46	8.071	72	12.632	1.565										
28	4.912	44	7.720	1.571										
33	5.790	52	9.123	1.576	8.55	11.59	15.76	19.91	23.23	25.44	29.58	33.72	36.48	39.24
38	6.667	60	10.527	1.579										
29	5.088	46	8.071	1.586										
30	5.263	48	8.421	1.600										
35	6.141	56	9.825	1.600	8.11	12.58	16.74	20.89	24.20	26.41	30.55	34.69	37.45	40.21
40	7.018	64	11.229	1.600										
50	8.772	80	14.036	1.600										
56	9.825	90	15.790	1.607										
31	5.439	50	8.772	1.613	8.67	12.15	16.31	20.47	23.78	25.99	30.13	34.27	37.03	39.79
42	7.369	68	11.930	1.619										
37	6.492	60	10.527	1.622										
32	5.614	52	9.123	1.625										
44	7.720	72	12.632	1.636	8.24	11.31	15.52	19.67	23.04	25.25	29.40	33.55	37.70	40.91
39	6.842	64	11.229	1.641										
28	4.912	46	8.071	1.643										
34	5.965	56	9.825	1.647										
68	11.930	112	19.650	1.647	7.79	12.71	16.87	21.02	24.33	26.54	30.68	34.82	37.58	40.34
29	5.088	48	8.421	1.655										
30	5.263	50	8.772	1.667										
36	6.316	60	10.527	1.667										
48	8.421	80	14.036	1.667	8.36	12.83	16.97	21.13	24.44	26.65	30.79	34.93	37.69	40.45
31	5.439	52	9.123	1.677										
38	6.667	64	11.229	1.684										
33	5.790	56	9.825	1.697										
40	7.018	68	11.930	1.700	7.91	12.40	16.57	20.73	24.04	26.25	30.40	34.54	37.30	40.06
28	4.912	48	8.421	1.714										
35	6.141	60	10.527	1.714										
42	7.369	72	12.632	1.714										
29	5.088	50	8.772	1.724	11.97	16.15	20.30	24.45	27.76	30.07	34.22	38.37	41.62	44.87
37	6.492	64	11.229	1.730										
52	9.123	90	15.790	1.731										
30	5.263	52	9.123	1.733										
46	8.071	80	14.036	1.739	11.10	15.29	19.46	23.63	27.78	31.93	36.08	40.23	44.38	48.53
39	6.842	68	11.930	1.744										
32	5.614	56	9.825	1.750										
64	11.229	112	19.650	1.750										
34	5.965	60	10.527	1.765	8.03	12.53	16.70	20.86	25.01	29.16	33.31	37.46	41.61	45.76
36	6.316	64	11.229	1.778										
28	4.912	50	8.772	1.786										
38	6.667	68	11.930	1.789										
29	5.088	52	9.123	1.793	12.10	16.27	20.43	24.58	28.73	32.88	37.03	41.18	45.33	49.48
40	7.018	72	12.632	1.800										
50	8.772	90	15.790	1.800										
80	14.036	144	25.264	1.800										
31	5.439	56	9.825	1.806	9.44	13.68	17.87	22.06	26.25	30.44	34.63	38.82	43.01	47.20
33	5.790	60	10.527	1.818										
44	7.720	80	14.036	1.818										
35	6.141	64	11.229	1.829										
37	6.492	68	11.930	1.838	7.70	12.22	16.40	20.56	24.76	28.94	33.12	37.30	41.48	45.66
39	6.842	72	12.632	1.846										
28	4.912	52	9.123	1.857										
30	5.263	56	9.825	1.867										
60	10.527	112	19.650	1.867	9.56	13.80	17.99	22.18	26.37	30.56	34.75	38.94	43.13	47.32
32	5.614	60	10.527	1.875				24.40	28.59	32.78	36.97	41.16	45.35	49.54
48	8.421	90	15.790	1.875				25.55	29.74	33.93	38.12	42.31	46.50	50.69
34	5.965	64	11.229	1.882				26.70	30.89	35.08	39.27	43.46	47.65	51.84
36	6.316	68	11.930	1.889	7.70	12.22	16.40	20.56	24.76	28.94	33.12	37.30	41.48	45.66
38	6.667	72	12.632	1.895										
42	7.369	80	14.036	1.905										
29	5.088	56	9.825	1.931										
31	5.439	60	10.527	1.935	9.67	12.58	16.74	20.89	24.20	26.41	30.55	34.69	37.45	40.21
33	5.790	64	11.229	1.939										
35	6.141	68	11.930	1.943										
Length Factor*					0.80	0.80	0.90	0.90	0.95	0.95	1.00	1.00	1.00	1.05

Center Distance, Inches													Speed Ratio	Sprocket Combinations	
2800-14MGT P.L. 110.236 200 teeth	3150-14MGT P.L. 124.016 225 teeth	3360-14MGT P.L. 132.283 240 teeth	3500-14MGT P.L. 137.295 250 teeth	3650-14MGT P.L. 151.575 275 teeth	4325-14MGT P.L. 170.315 300 teeth	4575-14MGT P.L. 180.236 327 teeth	4955-14MGT P.L. 195.118 354 teeth	5320-14MGT P.L. 209.449 380 teeth	5740-14MGT P.L. 225.984 410 teeth	6160-14MGT P.L. 242.520 440 teeth	6660-14MGT P.L. 270.079 490 teeth	DriveR		DriveN	
												No. of Grooves		No. of Grooves	
40.47	47.36	51.50	54.26	61.15	70.52	75.49	82.93	90.10	98.36	106.64	120.42	1.524	42	64	
43.24	50.14	54.27	57.03	63.92	73.29	78.25	85.70	92.86	101.13	109.40	123.18	1.529	34	52	
44.63	51.52	55.65	58.41	65.30	74.67	79.64	87.08	94.24	102.51	110.78	124.56	1.533	30	46	
41.44	48.33	52.47	55.23	62.12	71.49	76.46	83.90	91.06	99.33	107.60	121.38	1.538	39	60	
36.85	43.75	47.89	50.65	57.54	66.92	71.89	79.33	86.50	94.77	103.04	116.83	1.538	52	80	
39.63	46.53	50.66	53.43	60.32	69.69	74.66	82.10	89.27	97.53	105.81	119.59	1.545	44	68	
44.21	51.10	55.23	58.00	64.88	74.25	79.22	86.66	93.83	102.09	110.36	124.15	1.548	31	48	
42.41	49.30	53.43	56.20	63.08	72.46	77.42	84.86	92.03	100.30	108.57	122.35	1.556	36	56	
29.56	36.49	40.63	43.40	50.31	59.70	64.67	72.12	79.29	87.57	95.84	109.63	1.556	72	112	
43.79	50.69	54.82	57.58	64.47	73.84	78.81	86.25	93.41	101.68	109.95	123.73	1.563	32	50	
38.79	45.69	49.83	52.59	59.48	68.86	73.82	81.27	88.44	96.70	104.98	118.76	1.565	46	72	
45.18	52.07	56.20	58.96	65.85	75.22	80.19	87.63	94.79	103.06	111.33	125.11	1.571	28	44	
43.38	50.27	54.40	57.16	64.05	73.42	78.39	85.83	93.00	101.26	109.53	123.32	1.576	33	52	
41.57	48.47	52.60	55.36	62.25	71.62	76.59	84.03	91.20	99.47	107.74	121.52	1.579	38	60	
44.76	51.65	55.79	58.55	65.43	74.81	79.77	87.21	94.38	102.64	110.91	124.70	1.586	29	46	
44.34	51.24	55.37	58.13	65.02	74.39	79.36	86.80	93.96	102.23	110.50	124.28	1.600	30	48	
42.54	49.44	53.57	56.33	63.22	72.59	77.56	85.00	92.17	100.43	108.70	122.49	1.600	35	56	
40.73	47.63	51.77	54.53	61.42	70.79	75.76	83.20	90.37	98.64	106.91	120.69	1.600	40	64	
37.11	44.02	48.15	50.92	57.81	67.19	72.16	79.60	86.77	95.04	103.31	117.10	1.600	50	80	
34.87	41.79	45.93	48.69	55.59	64.97	69.94	77.38	84.55	92.82	101.10	114.88	1.607	56	90	
43.93	50.82	54.95	57.71	64.60	73.97	78.94	86.38	93.55	101.82	110.09	123.87	1.613	31	50	
39.90	46.80	50.93	53.69	60.58	69.96	74.93	82.37	89.54	97.81	106.08	119.86	1.619	42	68	
41.70	48.60	52.73	55.50	62.39	71.76	76.73	84.17	91.34	99.60	107.87	121.66	1.622	37	60	
43.51	50.41	54.54	57.30	64.19	73.56	78.53	85.97	93.13	101.40	109.67	123.45	1.625	32	52	
39.06	45.96	50.10	52.86	59.75	69.13	74.09	81.54	88.71	96.97	105.25	119.03	1.636	44	72	
40.87	47.77	51.90	54.66	61.55	70.93	75.90	83.34	90.51	98.77	107.04	120.83	1.641	39	64	
44.90	51.79	55.92	58.68	65.57	74.94	79.91	87.35	94.51	102.78	111.05	124.83	1.643	28	46	
42.67	49.57	53.70	56.47	63.35	72.73	77.69	85.14	92.30	100.57	108.84	122.62	1.647	34	56	
30.07	37.01	41.16	43.93	50.84	60.23	65.20	72.65	79.83	88.10	96.38	110.17	1.647	68	112	
44.48	51.37	55.51	58.27	65.15	74.53	79.49	86.93	94.10	102.37	110.64	124.42	1.655	29	48	
44.06	50.96	55.09	57.85	64.74	74.11	79.08	86.52	93.69	101.95	110.22	124.00	1.667	30	50	
41.84	48.74	52.87	55.63	62.52	71.90	76.86	84.31	91.47	99.74	108.01	121.79	1.667	36	60	
37.38	44.28	48.42	51.19	58.08	67.46	72.43	79.87	87.04	95.31	103.58	117.37	1.667	48	80	
43.64	50.54	54.67	57.43	64.32	73.70	78.66	86.10	93.27	101.54	109.81	123.59	1.677	31	52	
41.00	47.90	52.03	54.80	61.69	71.06	76.03	83.47	90.64	98.91	107.18	120.96	1.684	38	64	
42.81	49.71	53.84	56.60	63.49	72.86	77.83	85.27	92.44	100.71	108.98	122.76	1.697	33	56	
40.16	47.06	51.20	53.96	60.85	70.23	75.20	82.64	89.81	98.08	106.35	120.13	1.700	40	68	
44.61	51.51	55.64	58.40	65.29	74.66	79.63	87.07	94.24	102.50	110.77	124.56	1.714	28	48	
41.97	48.87	53.00	55.77	62.66	72.03	77.00	84.44	91.61	99.87	108.15	121.93	1.714	35	60	
39.32	46.23	50.36	53.13	60.02	69.40	74.36	81.81	88.98	97.25	105.52	119.30	1.714	42	72	
44.20	51.09	55.22	57.99	64.87	74.25	79.21	86.65	93.82	102.09	110.36	124.14	1.724	29	50	
41.13	48.03	52.17	54.93	61.82	71.20	76.17	83.61	90.78	99.04	107.32	121.10	1.730	37	64	
35.40	42.31	46.45	49.22	56.12	65.50	70.47	77.92	85.09	93.36	101.64	115.43	1.731	52	90	
43.78	50.67	54.81	57.57	64.46	73.83	78.80	86.24	93.41	101.67	109.94	123.73	1.733	30	52	
37.64	44.55	48.69	51.45	58.35	67.73	72.70	80.14	87.31	95.58	103.85	117.64	1.739	46	80	
40.30	47.20	51.33	54.10	60.99	70.37	75.33	82.78	89.95	98.21	106.49	120.27	1.744	39	68	
42.94	49.84	53.97	56.74	63.62	73.00	77.97	85.41	92.58	100.84	109.11	122.90	1.750	32	56	
30.58	37.52	41.67	44.45	51.36	60.76	65.73	73.19	80.36	88.64	96.92	110.71	1.750	64	112	
42.11	49.00	53.14	55.90	62.79	72.17	77.13	84.58	91.74	100.01	108.28	122.07	1.765	34	60	
41.27	48.17	52.30	55.07	61.96	71.33	76.30	83.74	90.91	99.18	107.45	121.24	1.778	36	64	
44.33	51.23	55.36	58.12	65.01	74.38	79.35	86.79	93.96	102.22	110.50	124.28	1.786	28	50	
40.43	47.33	51.47	54.23	61.12	70.50	75.47	82.91	90.08	98.35	106.62	120.41	1.789	38	68	
43.91	50.81	54.94	57.70	64.59	73.97	78.93	86.38	93.54	101.81	110.08	123.86	1.793	29	52	
39.59	46.49	50.63	53.39	60.29	69.67	74.63	82.08	89.25	97.52	105.79	119.57	1.800	40	72	
35.66	42.57	46.72	49.48	56.38	65.77	70.74	78.19	85.36	93.63	101.91	115.70	1.800	50	90	
23.58	30.63	34.82	37.61	44.56	54.00	58.99	66.46	73.64	81.93	90.22	104.02	1.800	80	144	
43.08	49.97	54.11	56.87	63.76	73.13	78.10	85.54	92.71	100.98	109.25	123.03	1.806	31	56	
42.24	49.14	53.27	56.03	62.93	72.30	77.27	84.71	91.88	100.15	108.42	122.20	1.818	33	60	
37.90	44.81	48.95	51.72	58.61	67.99	72.96	80.41	87.58	95.85	104.12	117.91	1.818	44	80	
41.40	48.30	52.44	55.20	62.09	71.47	76.44	83.88	91.05	99.32	107.59	121.37	1.829	35	64	
40.56	47.46	51.60	54.36	61.26	70.63	75.60	83.05	90.22	98.48	106.76	120.54	1.838	37	68	
39.72	46.63	50.76	53.53	60.42	69.80	74.77	82.21	89.38	97.65	105.93	119.71	1.846	39	72	
44.05	50.94	55.08	57.84	64.73	74.10	79.07	86.51	93.68	101.95	110.22	124.00	1.857	28	52	
43.21	50.11	54.24	57.00	63.89	73.27	78.24	85.68	92.85	101.11	109.39	123.17	1.867	30	56	
31.08	38.04	42.19	44.97	51.88	61.28	66.26	73.72	80.90	89.17	97.45	111.25	1.867	60	112	
42.37	49.27	53.41	56.17	63.06	72.44	77.40	84.85	92.02	100.28	108.56	122.34	1.875	32	60	
35.92	42.84	46.98	49.75	56.65	66.04	71.01	78.46	85.63	93.90	102.18					

Sprocket Combinations				Speed Ratio	Center Distance, Inches									
DriveR		DriveN			966-14MGT P.L. 38.031 69 teeth	1190-14MGT P.L. 46.650 85 teeth	1400-14MGT P.L. 55.118 100 teeth	1610-14MGT P.L. 63.386 115 teeth	1778-14MGT P.L. 70.000 127 teeth	1890-14MGT P.L. 74.099 135 teeth	2100-14MGT P.L. 82.677 150 teeth	2310-14MGT P.L. 90.945 165 teeth	2450-14MGT P.L. 96.457 175 teeth	2590-14MGT P.L. 101.988 185 teeth
No. of Grooves	Pitch Diameter (Inches)	No. of Grooves	Pitch Diameter (Inches)											
37	6.492	72	12.632	1.946			12.15	16.39	19.74	21.97	26.14	30.29	33.07	35.83
46	8.071	90	15.790	1.957				12.35	15.79	18.05	22.26	26.45	29.23	32.01
28	4.912	56	9.825	2.000		11.59	15.79	19.97	23.30	25.51	29.66	33.81	36.57	39.33
30	5.263	60	10.527	2.000		10.70	14.93	19.11	22.44	24.66	28.82	32.96	35.73	38.49
32	5.614	64	11.229	2.000		9.79	14.05	18.25	21.59	23.81	27.97	32.12	34.89	37.65
34	5.965	68	11.930	2.000			13.17	17.38	20.73	22.96	27.12	31.27	34.04	36.81
36	6.316	72	12.632	2.000			12.27	16.51	19.87	22.10	26.27	30.42	33.20	35.96
40	7.018	80	14.036	2.000				14.74	18.12	20.37	24.55	28.72	31.50	34.27
56	9.825	112	19.650	2.000							17.50	21.76	24.59	27.39
72	12.632	144	25.264	2.000										20.23
44	7.720	90	15.790	2.045				12.58	16.02	18.29	22.51	26.70	29.49	32.27
39	6.842	80	14.036	2.051				14.86	18.25	20.49	24.68	28.85	31.63	34.40
35	6.141	72	12.632	2.057			12.39	16.63	19.99	22.22	26.40	30.55	33.33	36.09
33	5.790	68	11.930	2.061			13.29	17.51	20.86	23.08	27.25	31.40	34.17	36.94
31	5.439	64	11.229	2.065		9.91	14.17	18.38	21.72	23.94	28.10	32.25	35.02	37.78
29	5.088	60	10.527	2.069		10.82	15.05	19.24	22.57	24.79	28.95	33.09	35.86	38.63
80	14.036	168	29.475	2.100										
38	6.667	80	14.036	2.105				14.98	18.37	20.61	24.81	28.98	31.76	34.53
34	5.965	72	12.632	2.118			12.51	16.76	20.12	22.35	26.52	30.68	33.46	36.23
68	11.930	144	25.264	2.118										20.69
32	5.614	68	11.930	2.125			13.41	17.63	20.98	23.21	27.38	31.53	34.31	37.07
30	5.263	64	11.229	2.133		10.03	14.29	18.50	21.84	24.07	28.23	32.38	35.15	37.91
28	4.912	60	10.527	2.143		10.94	15.17	19.37	22.70	24.92	29.08	33.23	35.99	38.76
42	7.369	90	15.790	2.143				12.81	16.26	18.54	22.76	26.95	29.74	32.52
52	9.123	112	19.650	2.154							17.97	22.25	25.08	27.89
37	6.492	80	14.036	2.162				15.10	18.49	20.74	24.93	29.10	31.88	34.66
33	5.790	72	12.632	2.182			12.63	16.88	20.24	22.48	26.65	30.81	33.59	36.36
31	5.439	68	11.930	2.194			13.53	17.76	21.11	23.34	27.51	31.66	34.44	37.20
29	5.088	64	11.229	2.207		10.14	14.42	18.63	21.97	24.19	28.36	32.51	35.28	38.05
36	6.316	80	14.036	2.222			10.88	15.22	18.61	20.86	25.06	29.23	32.01	34.79
50	8.772	112	19.650	2.240							18.20	22.49	25.32	28.14
32	5.614	72	12.632	2.250			12.74	17.00	20.37	22.60	26.78	30.94	33.72	36.49
40	7.018	90	15.790	2.250				13.04	16.50	18.78	23.01	27.20	30.00	32.78
64	11.229	144	25.264	2.250										21.15
30	5.263	68	11.930	2.267		9.32	13.65	17.88	21.23	23.46	27.64	31.79	34.57	37.33
28	4.912	64	11.229	2.286		10.26	14.54	18.75	22.10	24.32	28.49	32.64	35.41	38.18
35	6.141	80	14.036	2.286			11.00	15.34	18.74	20.99	25.18	29.36	32.14	34.91
39	6.842	90	15.790	2.308				13.15	16.62	18.90	23.13	27.33	30.12	32.91
31	5.439	72	12.632	2.323			12.86	17.12	20.49	22.73	26.91	31.07	33.85	36.62
48	8.421	112	19.650	2.333							18.43	22.73	25.56	28.38
72	12.632	168	29.475	2.333										
29	5.088	68	11.930	2.345		9.43	13.77	18.00	21.36	23.59	27.76	31.92	34.70	37.46
34	5.965	80	14.036	2.353			11.11	15.46	18.86	21.11	25.31	29.48	32.27	35.04
38	6.667	90	15.790	2.368				13.27	16.74	19.02	23.25	27.45	30.25	33.03
30	5.263	72	12.632	2.400			12.98	17.25	20.62	22.85	27.03	31.20	33.98	36.75
60	10.527	144	25.264	2.400									18.64	21.61
80	14.036	192	33.686	2.400										
33	5.790	80	14.036	2.424			11.22	15.57	18.98	21.23	25.43	29.61	32.40	35.17
28	4.912	68	11.930	2.429		9.54	13.89	18.13	21.49	23.72	27.89	32.05	34.83	37.59
37	6.492	90	15.790	2.432				13.38	16.85	19.14	23.38	27.58	30.37	33.16
46	8.071	112	19.650	2.435						14.24	18.66	22.96	25.81	28.63
68	11.930	168	29.475	2.471										
29	5.088	72	12.632	2.483			13.10	17.37	20.74	22.98	27.16	31.33	34.10	36.87
32	5.614	80	14.036	2.500			11.34	15.69	19.10	21.36	25.56	29.74	32.52	35.30
36	6.316	90	15.790	2.500				13.49	16.97	19.26	23.50	27.70	30.50	33.29
44	7.720	112	19.650	2.545						14.46	18.89	23.20	26.05	28.87
28	4.912	72	12.632	2.571			13.21	17.49	20.86	23.10	27.29	31.45	34.23	37.00
35	6.141	90	15.790	2.571				13.61	17.09	19.38	23.62	27.83	30.62	33.41
56	9.825	144	25.264	2.571									19.09	22.06
31	5.439	80	14.036	2.581			11.45	15.81	19.22	21.48	25.68	29.86	32.65	35.43
64	11.229	168	29.475	2.625										
34	5.965	90	15.790	2.647				13.72	17.21	19.50	23.74	27.95	30.75	33.54
30	5.263	80	14.036	2.667			11.56	15.93	19.34	21.60	25.81	29.99	32.78	35.56
42	7.369	112	19.650	2.667						14.68	19.12	23.44	26.29	29.11
72	12.632	192	33.686	2.667										
33	5.790	90	15.790	2.727				13.83	17.32	19.62	23.87	28.07	30.88	33.66
29	5.088	80	14.036	2.759			11.67	16.05	19.46	21.72	25.93	30.12	32.91	35.68
52	9.123	144	25.264	2.769									19.53	22.51
40	7.018	112	19.650	2.800						14.90	19.36	23.68	26.53	29.36
60	10.527	168	29.475	2.800										
32	5.614	90	15.790	2.813				13.95	17.44	19.73	23.99	28.20	31.00	33.79
68	11.930	192	33.686	2.824										
28	4.912	80	14.036	2.857			11.78	16.17	19.58	21.85	26.06	30.24	33.03	35.81
39	6.842	112	19.650	2.872						15.01	19.47	23.80	26.65	29.48
50	8.772	144	25.264	2.880									19.75	22.74
Length Factor*					0.80	0.80	0.90	0.90	0.95	0.95	1.00	1.00	1.00	1.05

Note: 31, 33, 35, 37, 39, 42, 46 and 50 groove sprockets are only available as stock products in 40mm width.

* This length correction factor must be used to determine the proper belt width.

Center distance is greater than eight times the small sprocket and the large sprocket is not flanged. See Engineering Section I-10, Use of Flanged Sprockets, on page 173.

Center Distance, Inches											Sprocket Combinations		
											Speed Ratio	DriveR No. of Grooves	DriveN No. of Grooves
2000-14MGT P.L. 110.236 200 teeth	3150-14MGT P.L. 124.016 225 teeth	3360-14MGT P.L. 132.283 240 teeth	3500-14MGT P.L. 137.795 250 teeth	3650-14MGT P.L. 151.575 275 teeth	4326-14MGT P.L. 170.315 309 teeth	4578-14MGT P.L. 180.236 327 teeth	4956-14MGT P.L. 195.118 354 teeth	5320-14MGT P.L. 209.449 380 teeth	5740-14MGT P.L. 225.984 410 teeth	6160-14MGT P.L. 242.520 440 teeth	6860-14MGT P.L. 270.079 490 teeth		
39.98	46.89	51.03	53.79	60.69	70.07	75.04	82.48	89.65	97.92	106.20	119.98	1.946	37 72
36.17	43.10	47.24	50.01	56.91	66.30	71.28	78.73	85.90	94.17	102.45	116.24	1.957	46 90
43.48	50.38	54.51	57.27	64.16	73.54	78.51	85.95	93.12	101.39	109.66	123.44	2.000	28 56
42.64	49.54	53.67	56.44	63.33	72.71	77.67	85.12	92.29	100.55	108.83	122.61	2.000	30 60
41.80	48.70	52.84	55.60	62.49	71.87	76.84	84.28	91.45	99.72	108.00	121.78	2.000	32 64
40.96	47.86	52.00	54.76	61.66	71.04	76.01	83.45	90.62	98.89	107.16	120.95	2.000	34 68
40.11	47.02	51.16	53.93	60.82	70.20	75.17	82.62	89.79	98.06	106.33	120.12	2.000	36 72
38.42	45.34	49.48	52.25	59.15	68.53	73.50	80.95	88.12	96.39	104.67	118.45	2.000	40 80
31.59	38.55	42.71	45.48	52.40	61.81	66.79	74.25	81.43	89.71	97.99	111.78	2.000	56 112
24.54	31.61	35.82	38.62	45.58	55.03	60.02	67.50	74.69	82.99	91.28	105.09	2.000	72 144
36.43	43.36	47.50	50.27	57.18	66.57	71.54	78.99	86.17	94.44	102.72	116.51	2.045	44 90
38.55	45.47	49.61	52.38	59.28	68.66	73.63	81.08	88.25	96.53	104.80	118.59	2.051	39 80
40.24	47.15	51.29	54.06	60.95	70.34	75.31	82.75	89.92	98.19	106.47	120.25	2.057	35 72
41.09	47.99	52.13	54.90	61.79	71.17	76.14	83.59	90.76	99.03	107.30	121.08	2.061	33 68
41.93	48.83	52.97	55.73	62.63	72.01	76.97	84.42	91.59	99.86	108.13	121.91	2.065	31 64
42.77	49.67	53.81	56.57	63.46	72.84	77.81	85.25	92.42	100.69	108.96	122.75	2.069	29 60
38.68	45.60	49.74	52.51	59.41	68.80	73.77	81.22	88.39	96.66	104.94	118.72	2.100	80 168
40.38	47.29	51.43	54.19	61.09	70.47	75.44	82.89	90.06	98.33	106.60	120.39	2.118	34 72
25.01	32.10	36.31	39.12	46.09	55.54	60.54	68.02	75.22	83.51	91.81	105.62	2.118	68 144
41.22	48.13	52.27	55.03	61.93	71.31	76.28	83.72	90.89	99.16	107.43	121.22	2.125	32 68
42.06	48.97	53.10	55.87	62.76	72.14	77.11	84.55	91.72	99.99	108.27	122.05	2.133	30 64
42.90	49.81	53.94	56.70	63.60	72.98	77.94	85.39	92.56	100.83	109.10	122.88	2.143	28 60
36.69	43.62	47.77	50.54	57.44	66.83	71.81	79.26	86.43	94.71	102.98	116.78	2.143	42 90
32.09	39.06	43.22	46.00	52.92	62.33	67.32	74.78	81.96	90.24	98.52	112.32	2.154	52 112
38.81	45.73	49.87	52.64	59.54	68.93	73.90	81.35	88.52	96.79	105.07	118.86	2.162	37 80
40.51	47.42	51.56	54.32	61.22	70.60	75.57	83.02	90.19	98.46	106.74	120.52	2.182	33 72
41.35	48.26	52.40	55.16	62.06	71.44	76.41	83.86	91.03	99.30	107.57	121.36	2.194	31 68
42.19	49.10	53.24	56.00	62.89	72.27	77.24	84.69	91.86	100.13	108.40	122.19	2.207	29 64
38.94	45.86	50.01	52.77	59.68	69.06	74.03	81.48	88.66	96.93	105.20	118.99	2.222	36 80
32.34	39.31	43.48	46.26	53.18	62.60	67.58	75.04	82.22	90.50	98.79	112.59	2.240	50 112
40.64	47.55	51.69	54.46	61.35	70.74	75.71	83.16	90.33	98.60	106.87	120.66	2.250	32 72
36.95	43.88	48.03	50.80	57.70	67.10	72.07	79.53	86.70	94.98	103.25	117.04	2.250	40 90
25.49	32.59	36.81	39.62	46.59	56.05	61.05	68.54	75.74	84.04	92.33	106.15	2.250	64 144
41.48	48.39	52.53	55.30	62.19	71.57	76.54	83.99	91.16	99.43	107.71	121.49	2.267	30 68
42.32	49.23	53.37	56.13	63.03	72.41	77.38	84.82	91.99	100.26	108.54	122.32	2.286	28 64
39.07	45.99	50.14	52.91	59.81	69.20	74.17	81.62	88.79	97.06	105.34	119.13	2.286	35 80
37.07	44.01	48.16	50.93	57.84	67.23	72.21	79.66	86.83	95.11	103.39	117.18	2.308	39 90
40.77	47.68	51.82	54.59	61.49	70.87	75.84	83.29	90.46	98.73	107.01	120.79	2.323	31 72
32.59	39.56	43.73	46.51	53.44	62.86	67.84	75.30	82.49	90.77	99.05	112.85	2.333	48 112
41.61	48.52	52.66	55.43	62.33	71.71	76.68	84.12	91.29	99.57	107.84	121.63	2.333	72 168
39.20	46.12	50.27	53.04	59.94	69.33	74.30	81.75	88.92	97.20	105.47	119.26	2.345	29 68
37.20	44.14	48.29	51.06	57.97	67.36	72.34	79.79	86.97	95.24	103.52	117.31	2.353	34 80
40.90	47.81	51.95	54.72	61.62	71.00	75.98	83.42	90.60	98.87	107.14	120.93	2.400	30 72
25.96	33.08	37.30	40.11	47.10	56.56	61.57	69.06	76.26	84.56	92.86	106.68	2.400	60 144
39.33	46.25	50.40	53.17	60.07	69.46	74.43	81.88	89.06	97.33	105.61	119.40	2.400	80 192
41.74	48.66	52.80	55.56	62.46	71.84	76.81	84.26	91.43	99.70	107.98	121.76	2.429	28 68
37.33	44.27	48.42	51.19	58.10	67.49	72.47	79.92	87.10	95.38	103.66	117.45	2.432	37 90
32.84	39.82	43.99	46.77	53.70	63.12	68.10	75.57	82.75	91.03	99.32	113.12	2.435	46 112
	28.11	32.43	35.28	42.35	51.89	56.92	64.44	71.67	79.99	88.30	102.14	2.471	68 168
41.03	47.94	52.09	54.85	61.75	71.14	76.11	83.56	90.73	99.00	107.28	121.06	2.483	29 72
39.46	46.39	50.53	53.30	60.20	69.59	74.57	82.02	89.19	97.47	105.74	119.53	2.500	32 80
37.46	44.40	48.55	51.32	58.23	67.63	72.60	80.06	87.23	95.51	103.79	117.58	2.500	36 90
33.08	40.07	44.24	47.02	53.96	63.38	68.36	75.83	83.01	91.30	99.58	113.39	2.545	44 112
41.16	48.08	52.22	54.99	61.89	71.27	76.24	83.69	90.86	99.14	107.41	121.20	2.571	28 72
37.59	44.52	48.68	51.45	58.36	67.76	72.74	80.19	87.37	95.64	103.92	117.72	2.571	35 90
26.43	33.56	37.79	40.61	47.60	57.07	62.08	69.57	76.78	85.08	93.38	107.20	2.571	56 144
39.59	46.52	50.66	53.43	60.34	69.73	74.70	82.15	89.33	97.60	105.88	119.67	2.581	31 80
21.15	28.57	32.90	35.76	42.84	52.39	57.42	64.95	72.18	80.50	88.82	102.67	2.625	64 168
37.71	44.65	48.81	51.58	58.49	67.89	72.87	80.32	87.50	95.78	104.06	117.85	2.647	34 90
39.72	46.65	50.79	53.56	60.47	69.86	74.83	82.29	89.46	97.73	106.01	119.80	2.667	30 80
33.33	40.32	44.49	47.28	54.22	63.64	68.62	76.09	83.28	91.56	99.85	113.65	2.667	42 112
		27.74	30.70	37.94	47.61	52.69	60.26	67.52	75.88	84.22	98.10	2.667	72 192
37.84	44.78	48.94	51.71	58.62	68.02	73.00	80.46	87.63	95.91	104.19	117.99	2.727	33 90
39.85	46.78	50.92	53.69	60.60	69.99	74.97	82.42	89.59	97.87	106.15	119.94	2.759	29 80
26.89	34.04	38.28	41.10	48.10	57.58	62.59	70.09	77.30	85.60	93.91	107.73	2.769	52 144
33.58	40.57	44.75	47.53	54.47	63.90	68.89	76.35	83.54	91.83	100.12	113.92	2.800	40 112
21.59	29.03	33.37	36.24	43.33	52.89	57.93	65.46	72.69	81.02	89.34	103.19	2.800	60 168
37.97	44.91	49.07	51.84	58.75	68.15	73.13	80.59	87.77	96.04	104.33	118.12	2.813	32 90
	23.63	28.19	31.15	38.41	48.09	53.18	60.76	68.03	76.39	84.73	98.61	2.824	68 192
39.98	46.91	51.05	53.82	60.73	70.12	75.10	82.55	89.73	98.00	106.28	120.07	2.857	28 80
33.70	40.70	44.88	47.66	54.60	64.03	69.02	76.48	83.67	91.96	100.25	114.05	2.872	39 112
27.12	34.28	38.52	41.34	48.35	57.83	62.85	70.34	77.55	85.86	94.17	107.99	2.880	50 144
1.05	1.05	1.10	1.10	1.10	1.10	1.10	1.10	1.10	1.10	1.10	1.10	Length Factor*	

Note: 31, 33, 35, 37, 39, 42, 46 and 50 groove sprockets are only available as stock products in 40mm width.

* This length correction factor must be used to determine the proper belt width.

Center distance is greater than eight times the small sprocket and the large sprocket is not flanged. See Engineering Section I-10, Use of Flanged Sprockets, on page 173.

Sprocket Combinations				Speed Ratio	Center Distance, Inches																
DriveR		DriveN			96-14MGT P.L. 38.031 69 teeth	119-14MGT P.L. 46.550 85 teeth	140-14MGT P.L. 53.118 100 teeth	160-14MGT P.L. 63.386 115 teeth		178-14MGT P.L. 70.000 127 teeth		189-14MGT P.L. 74.009 135 teeth		210-14MGT P.L. 82.577 150 teeth		230-14MGT P.L. 90.946 165 teeth		249-14MGT P.L. 96.457 175 teeth		259-14MGT P.L. 101.968 185 teeth	
No. of Grooves	Pitch Diameter (Inches)	No. of Grooves	Pitch Diameter (Inches)					14.06	17.56	19.85	24.11	28.32	31.13	33.92							
31	5.439	90	15.790	2.903				14.06	17.56	19.85	24.11	28.32	31.13	33.92							
38	6.667	112	19.650	2.947						15.12	19.58	23.91	26.77	29.60							
30	5.263	90	15.790	3.000				14.17	17.68	19.97	24.23	28.45	31.25	34.04							
48	8.421	144	25.264	3.000									19.97	22.97							
56	9.825	168	29.475	3.000																	
64	11.229	192	33.686	3.000																	
37	6.492	112	19.650	3.027						15.23	19.70	24.03	26.89	29.72							
29	5.088	90	15.790	3.103				14.28	17.79	20.09	24.35	28.57	31.38	34.17							
36	6.316	112	19.650	3.111						15.34	19.81	24.15	27.01	29.84							
46	8.071	144	25.264	3.130								17.08	20.19	23.19							
35	6.141	112	19.650	3.200						15.45	19.93	24.27	27.13	29.96							
60	10.527	192	33.686	3.200																	
28	4.912	90	15.790	3.214				14.40	17.91	20.21	24.47	28.69	31.50	34.29							
52	9.123	168	29.475	3.231																	
44	7.720	144	25.264	3.273								17.29	20.41	23.42							
34	5.965	112	19.650	3.294						15.56	20.04	24.39	27.25	30.09							
50	8.772	168	29.475	3.360																	
33	5.790	112	19.650	3.394					13.15	15.66	20.16	24.50	27.37	30.21							
42	7.369	144	25.264	3.429								17.50	20.63	23.64							
56	9.825	192	33.686	3.429																	
32	5.614	112	19.650	3.500					13.25	15.77	20.27	24.62	27.49	30.33							
48	8.421	168	29.475	3.500																	
40	7.018	144	25.264	3.600								17.71	20.85	23.86							
31	5.439	112	19.650	3.613					13.36	15.88	20.38	24.74	27.61	30.45							
46	8.071	168	29.475	3.652																	
39	6.842	144	25.264	3.692									17.81	20.95	23.98						
52	9.123	192	33.686	3.692																	
30	5.263	112	19.650	3.733					13.46	15.99	20.50	24.85	27.72	30.57							
38	6.667	144	25.264	3.789								17.92	21.06	24.09							
44	7.720	168	29.475	3.818																	
50	8.772	192	33.686	3.840																	
29	5.088	112	19.650	3.862					13.57	16.10	20.61	24.97	27.84	30.69							
37	6.492	144	25.264	3.892								18.02	21.17	24.20							
28	4.912	112	19.650	4.000					13.67	16.21	20.72	25.09	27.96	30.81							
36	6.316	144	25.264	4.000								18.13	21.28	24.31							
42	7.369	168	29.475	4.000																	
48	8.421	192	33.686	4.000																	
35	6.141	144	25.264	4.114									18.23	21.39	24.42						
46	8.071	192	33.686	4.174																	
40	7.018	168	29.475	4.200																	
34	5.965	144	25.264	4.235									18.34	21.50	24.53						
39	6.842	168	29.475	4.308																	
33	5.790	144	25.264	4.364									18.44	21.61	24.65						
44	7.720	192	33.686	4.364																	
38	6.667	168	29.475	4.421																	
32	5.614	144	25.264	4.500									18.55	21.72	19.08						
37	6.492	168	29.475	4.541											24.76						
42	7.369	192	33.686	4.571											19.18						
31	5.439	144	25.264	4.645																	
36	6.316	168	29.475	4.667									18.65	21.82	24.87						
30	5.263	144	25.264	4.800									18.76	21.93	19.28						
35	6.141	168	29.475	4.800											19.38						
40	7.018	192	33.686	4.800																	
39	6.842	192	33.686	4.923																	
34	5.965	168	29.475	4.941																	
29	5.088	144	25.264	4.966									18.86	22.04	19.48						
38	6.667	192	33.686	5.053											25.09						
33	5.790	168	29.475	5.091																	
28	4.912	144	25.264	5.143									18.97	22.15	19.58						
37	6.492	192	33.686	5.189											25.20						
32	5.614	168	29.475	5.250																	
36	6.316	192	33.686	5.333																	
31	5.439	168	29.475	5.419																	
35	6.141	192	33.686	5.486																	
30	5.263	168	29.475	5.600																	
34	5.965	192	33.686	5.647																	
29	5.088	168	29.475	5.793																	
33	5.790	192	33.686	5.818																	
28	4.912	168	29.475	6.000																	
32	5.614	192	33.686	6.000																	
31	5.439	192	33.686	6.194																	
30	5.263	192	33.686	6.400																	
29	5.088	192	33.686	6.621																	
28	4.912	192	33.686	6.857																	
Length Factor*					0.80	0.80	0.90	0.90	0.95	0.95	1.00	1.00	1.00	1.05							

Note: 31, 33, 35, 37, 39, 42, 46 and 50 groove sprockets are only available as stock products in 40mm width.

* This length correction factor must be used to determine the proper belt width.

Center distance is greater than eight times the small sprocket and the large sprocket is not flanged. See Engineering Section I-10, Use of Flanged Sprockets, on page 173.

Center Distance, Inches												Speed Ratio	Sprocket Combinations	
													DriveR	DriveN
													No. of Grooves	No. of Grooves
2800-14MGT P.L. 110.236 200 teeth	3150-14MGT P.L. 124.016 225 teeth	3360-14MGT P.L. 132.283 240 teeth	3500-14MGT P.L. 137.795 250 teeth	3850-14MGT P.L. 151.575 275 teeth	4326-14MGT P.L. 170.315 308 teeth	4578-14MGT P.L. 180.236 327 teeth	4956-14MGT P.L. 195.118 354 teeth	5320-14MGT P.L. 209.449 380 teeth	5740-14MGT P.L. 225.984 410 teeth	6160-14MGT P.L. 242.520 440 teeth	6860-14MGT P.L. 270.079 490 teeth			
38.09	45.04	49.19	51.97	58.88	68.29	73.26	80.72	87.90	96.18	104.46	118.25	2.903	31	90
33.83	40.82	45.00	47.79	54.73	64.16	69.15	76.62	83.80	92.09	100.38	114.19	2.947	38	112
38.22	45.17	49.32	52.10	59.02	68.42	73.40	80.85	88.03	96.31	104.59	118.39	3.000	30	90
27.36	34.52	38.77	41.59	48.60	58.09	63.10	70.60	77.81	86.12	94.43	108.26	3.000	48	144
22.02	29.49	33.84	36.71	43.81	53.38	58.43	65.96	73.20	81.53	89.86	103.71	3.000	56	168
	24.06	28.63	31.61	38.88	48.58	53.66	61.25	68.53	76.89	85.24	99.13	3.000	64	192
33.95	40.95	45.13	47.92	54.86	64.29	69.28	76.75	83.94	92.22	100.51	114.32	3.027	37	112
38.35	45.30	49.45	52.23	59.15	68.55	73.53	80.99	88.17	96.44	104.73	118.52	3.103	29	90
34.07	41.07	45.25	48.04	54.99	64.42	69.41	76.88	84.07	92.36	100.65	114.45	3.111	36	112
27.59	34.76	39.01	41.83	48.85	58.34	63.35	70.86	78.07	86.38	94.69	108.52	3.130	46	144
34.19	41.20	45.38	48.17	55.11	64.55	69.54	77.01	84.20	92.49	100.78	114.58	3.200	35	112
	24.49	29.08	32.06	39.34	49.06	54.15	61.75	69.03	77.40	85.75	99.64	3.200	60	192
38.48	45.42	49.58	52.36	59.28	68.68	73.66	81.12	88.30	96.58	104.86	118.66	3.214	28	90
22.46	29.95	34.30	37.18	44.30	53.88	58.92	66.46	73.71	82.04	90.37	104.23	3.231	52	168
27.82	35.00	39.25	42.08	49.09	58.59	63.61	71.11	78.33	86.64	94.95	108.78	3.273	44	144
34.32	41.32	45.51	48.30	55.24	64.67	69.67	77.14	84.33	92.62	100.91	114.72	3.294	34	112
22.67	30.18	34.54	37.42	44.54	54.12	59.17	66.72	73.96	82.30	90.63	104.49	3.360	50	168
34.44	41.45	45.63	48.42	55.37	64.80	69.80	77.27	84.46	92.75	101.04	114.85	3.394	33	112
28.05	35.24	39.49	42.32	49.34	58.84	63.86	71.37	78.59	86.90	95.21	109.04	3.429	42	144
	24.92	29.52	32.51	39.81	49.54	54.64	62.24	69.53	77.90	86.26	100.16	3.429	56	192
34.56	41.57	45.76	48.55	55.50	64.93	69.93	77.40	84.59	92.88	101.17	114.98	3.500	32	112
22.89	30.41	34.77	37.66	44.78	54.37	59.42	66.97	74.21	82.55	90.89	104.75	3.500	48	168
28.28	35.48	39.73	42.56	49.59	59.10	64.12	71.62	78.84	87.16	95.47	109.30	3.600	40	144
34.68	41.70	45.88	48.68	55.63	65.06	70.05	77.53	84.72	93.01	101.31	115.12	3.613	31	112
23.11	30.63	35.00	37.89	45.02	54.61	59.67	67.22	74.47	82.81	91.14	105.01	3.652	46	168
28.40	35.60	39.85	42.69	49.71	59.22	64.24	71.75	78.97	87.29	95.60	109.44	3.692	39	144
	25.35	29.96	32.96	40.28	50.02	55.12	62.73	70.02	78.40	86.77	100.67	3.692	52	192
34.81	41.82	46.01	48.80	55.75	65.19	70.18	77.66	84.85	93.15	101.44	115.25	3.733	30	112
28.51	35.71	39.98	42.81	49.84	59.35	64.37	71.88	79.10	87.42	95.73	109.57	3.789	38	144
23.32	30.86	35.23	38.12	45.26	54.86	59.92	67.47	74.72	83.06	91.40	105.26	3.818	44	168
	25.56	30.18	33.19	40.51	50.26	55.37	62.98	70.27	78.66	87.02	100.92	3.840	50	192
34.93	41.95	46.14	48.93	55.88	65.32	70.31	77.79	84.98	93.28	101.57	115.38	3.862	29	112
28.63	35.83	40.10	42.93	49.96	59.47	64.49	72.01	79.23	87.55	95.86	109.70	3.892	37	144
35.05	42.07	46.26	49.05	56.01	65.45	70.44	77.92	85.11	93.41	101.70	115.51	4.000	28	112
28.74	35.95	40.22	43.05	50.08	59.60	64.62	72.13	79.36	87.67	95.99	109.83	4.000	36	144
23.54	31.09	35.47	38.36	45.50	55.11	60.16	67.72	74.97	83.32	91.66	105.52	4.000	42	168
	25.78	30.41	33.41	40.74	50.50	55.61	63.22	70.52	78.91	87.27	101.18	4.000	48	192
28.86	36.07	40.34	43.17	50.21	59.72	64.75	72.26	79.48	87.80	96.12	109.96	4.114	35	144
	25.99	30.62	33.63	40.97	50.73	55.85	63.47	70.77	79.16	87.53	101.43	4.174	46	192
23.75	31.31	35.70	38.59	45.74	55.35	60.41	67.97	75.22	83.57	91.91	105.78	4.200	40	168
28.97	36.19	40.46	43.29	50.33	59.85	64.87	72.39	79.61	87.93	96.25	110.09	4.235	34	144
23.86	31.43	35.81	38.71	45.86	55.47	60.54	68.09	75.35	83.70	92.04	105.91	4.308	39	168
29.08	36.31	40.58	43.41	50.45	59.97	65.00	72.52	79.74	88.06	96.38	110.22	4.364	33	144
	26.20	30.84	33.86	41.20	50.97	56.09	63.71	71.01	79.41	87.78	101.69	4.364	44	192
23.97	31.54	35.93	38.83	45.98	55.60	60.66	68.22	75.48	83.83	92.17	106.04	4.421	38	168
29.20	36.43	40.70	43.54	50.58	60.10	65.13	72.64	79.87	88.19	96.51	110.35	4.500	32	144
24.07	31.65	36.04	38.94	46.10	55.72	60.78	68.34	75.60	83.95	92.30	106.17	4.541	37	168
	26.41	31.06	34.08	41.43	51.21	56.33	63.96	71.26	79.66	88.03	101.95	4.571	42	192
29.31	36.54	40.82	43.66	50.70	60.22	65.25	72.77	80.00	88.32	96.64	110.48	4.645	31	144
24.18	31.76	36.16	39.06	46.22	55.84	60.91	68.47	75.73	84.08	92.42	106.30	4.667	36	168
29.43	36.66	40.94	43.78	50.82	60.35	65.38	72.90	80.12	88.45	96.77	110.61	4.800	30	144
24.29	31.88	36.27	39.18	46.34	55.96	61.03	68.59	75.85	84.21	92.55	106.43	4.800	35	168
	26.63	31.28	34.31	41.66	51.45	56.57	64.20	71.51	79.91	88.28	102.20	4.800	40	192
24.39	26.73	31.39	34.42	41.78	51.57	56.69	64.32	71.63	80.03	88.41	102.33	4.923	39	192
29.54	31.99	36.39	39.29	46.46	56.08	61.15	68.72	75.98	84.33	92.68	106.56	4.941	34	168
	26.78	31.06	34.30	41.65	50.94	56.07	63.70	71.01	79.41	87.78	101.69	4.966	29	144
	26.84	31.50	34.53	41.89	51.69	56.81	64.45	71.76	80.16	88.53	102.45	5.053	38	192
24.50	32.10	36.50	39.41	46.57	56.21	61.27	68.84	76.10	84.46	92.81	106.68	5.091	33	168
29.66	36.90	41.18	44.02	51.07	60.60	65.63	73.15	80.38	88.71	97.03	110.87	5.143	28	144
	26.94	31.61	34.64	42.01	51.80	56.93	64.57	71.88	80.28	88.66	102.58	5.189	37	192
24.61	32.22	36.62	39.53	46.69	56.33	61.40	68.97	76.23	84.59	92.93	106.81	5.250	32	168
	27.05	31.72	34.75	42.12	51.92	57.05	64.69	72.00	80.41	88.79	102.71	5.333	36	192
24.71	32.33	36.73	39.64	46.81	56.45	61.52	69.09	76.36	84.71	93.06	106.94	5.419	31	168
	27.16	31.83	34.86	42.24	52.04	57.17	64.81	72.13	80.53	88.91	102.84	5.486	35	192
24.82	32.44	36.85	39.76	46.93	56.57	61.64	69.22	76.48	84.84	93.19	107.07	5.600	30	168
	27.26	31.94	34.97	42.35	52.16	57.29	64.93	72.25	80.65	89.04	102.96	5.647	34	192
24.93	32.55	36.96	39.87	47.05	56.69	61.77	69.34	76.61	84.97	93.32	107.20	5.793	29	168
	27.37	32.05	35.08	42.47	52.28	57.41	65.05	72.37	80.78	89.16	103.09	5.818	33	192
25.03	32.67	37.08	39.99	47.17	56.81	61.89	69.46	76.73	85.09	93.44	107.33	6.000	28	168
	27.47	32.16	35.20	42.58	52.42									

Note: 31, 33, 35, 37, 39, 42, 46 and 50 groove sprockets are only available as stock products in 40mm width.

* This length correction factor must be used to determine the proper belt width.

Center distance is greater than eight times the small sprocket and the large sprocket is not flanged. See Engineering Section I-10, Use of Flanged Sprockets, on page 173.

5M PowerGrip® GT®3 Power Rating Table — 9mm Belt Width

RPM of Faster Shaft	Base Rated Horsepower for Small Sprocket (Number of Grooves and Pitch Diameter, Inches)																								
	18 1.128	19 1.191	20 1.253	21 1.316	22 1.379	23 1.441	24 1.504	25 1.566	26 1.629	28 1.754	30 1.880	32 2.005	34 2.130	36 2.256	38 2.381	40 2.506	44 2.757	46 2.882	48 3.008	50 3.133	52 3.258	56 3.509	60 3.760	64 4.010	68 4.261
10	0.01	0.01	0.01	0.01	0.01	0.01	0.01	0.01	0.02	0.02	0.02	0.02	0.02	0.02	0.02	0.03	0.03	0.03	0.03	0.03	0.04	0.04	0.04	0.05	0.05
20	0.02	0.02	0.02	0.02	0.02	0.02	0.03	0.03	0.03	0.03	0.03	0.04	0.04	0.04	0.05	0.05	0.06	0.06	0.06	0.07	0.07	0.07	0.08	0.09	0.09
40	0.03	0.03	0.04	0.04	0.04	0.05	0.05	0.05	0.05	0.06	0.07	0.07	0.08	0.08	0.09	0.10	0.11	0.11	0.12	0.12	0.13	0.14	0.15	0.16	0.17
60	0.04	0.05	0.05	0.06	0.06	0.06	0.07	0.07	0.08	0.09	0.10	0.10	0.11	0.12	0.13	0.14	0.15	0.16	0.17	0.18	0.19	0.20	0.22	0.24	0.25
100	0.07	0.07	0.08	0.09	0.10	0.10	0.11	0.12	0.12	0.14	0.15	0.16	0.18	0.19	0.21	0.22	0.25	0.26	0.27	0.29	0.30	0.33	0.35	0.38	0.41
200	0.12	0.13	0.15	0.16	0.18	0.19	0.20	0.22	0.23	0.26	0.28	0.31	0.33	0.36	0.39	0.41	0.46	0.49	0.51	0.54	0.57	0.62	0.67	0.72	0.77
300	0.17	0.19	0.21	0.23	0.25	0.27	0.29	0.31	0.33	0.37	0.40	0.44	0.48	0.52	0.56	0.59	0.67	0.71	0.74	0.78	0.82	0.89	0.96	1.04	1.11
400	0.22	0.24	0.27	0.29	0.32	0.35	0.37	0.40	0.42	0.47	0.52	0.57	0.62	0.67	0.72	0.77	0.87	0.92	0.96	1.01	1.06	1.16	1.25	1.34	1.44
500	0.26	0.29	0.33	0.36	0.39	0.42	0.45	0.48	0.51	0.58	0.64	0.70	0.76	0.82	0.88	0.94	1.06	1.12	1.18	1.24	1.30	1.41	1.53	1.64	1.76
600	0.30	0.34	0.38	0.42	0.45	0.49	0.53	0.57	0.60	0.68	0.75	0.82	0.89	0.96	1.04	1.11	1.25	1.32	1.39	1.46	1.53	1.67	1.80	1.94	2.07
800	0.39	0.44	0.48	0.53	0.58	0.63	0.68	0.73	0.77	0.87	0.96	1.06	1.15	1.25	1.34	1.43	1.61	1.70	1.80	1.89	1.98	2.16	2.33	2.51	2.69
1000	0.46	0.52	0.58	0.64	0.70	0.76	0.82	0.88	0.94	1.05	1.17	1.29	1.40	1.52	1.63	1.74	1.97	2.08	2.19	2.30	2.41	2.63	2.85	3.07	3.28
1200	0.54	0.61	0.68	0.75	0.82	0.89	0.96	1.03	1.10	1.24	1.37	1.51	1.65	1.78	1.91	2.05	2.31	2.45	2.58	2.71	2.84	3.10	3.35	3.61	3.86
1400	0.61	0.69	0.77	0.85	0.93	1.01	1.09	1.17	1.25	1.41	1.57	1.73	1.88	2.04	2.19	2.35	2.65	2.80	2.95	3.10	3.25	3.55	3.85	4.14	4.43
1600	0.67	0.77	0.86	0.95	1.04	1.13	1.22	1.31	1.40	1.58	1.76	1.94	2.12	2.29	2.47	2.64	2.98	3.15	3.32	3.49	3.66	4.00	4.33	4.66	4.99
1800	0.74	0.84	0.94	1.05	1.15	1.25	1.35	1.45	1.55	1.75	1.95	2.15	2.34	2.54	2.73	2.92	3.31	3.50	3.69	3.87	4.06	4.43	4.80	5.17	5.5
2000	0.80	0.92	1.03	1.14	1.25	1.36	1.48	1.59	1.70	1.92	2.14	2.35	2.57	2.78	2.99	3.21	3.63	3.84	4.04	4.25	4.45	4.86	5.27	5.7	6.1
2400	0.92	1.06	1.19	1.32	1.46	1.59	1.72	1.85	1.98	2.24	2.50	2.75	3.00	3.26	3.51	3.76	4.25	4.50	4.74	4.98	5.22	5.7	6.2	6.6	7.1
2800	1.04	1.19	1.34	1.50	1.65	1.80	1.95	2.10	2.25	2.55	2.85	3.14	3.43	3.72	4.01	4.29	4.86	5.14	5.4	5.7	6.0	6.5	7.1	7.6	8.1
3200	1.15	1.32	1.49	1.67	1.84	2.01	2.18	2.35	2.52	2.85	3.19	3.51	3.84	4.17	4.49	4.81	5.4	5.8	6.1	6.4	6.7	7.3	7.9	8.5	9.1
3600	1.25	1.45	1.64	1.83	2.02	2.21	2.40	2.59	2.77	3.15	3.52	3.88	4.24	4.61	4.96	5.32	6.0	6.4	6.7	7.1	7.4	8.1	8.7	9.4	10.0
4000	1.35	1.57	1.78	1.99	2.20	2.40	2.61	2.82	3.02	3.43	3.84	4.24	4.63	5.03	5.4	5.8	6.6	7.0	7.3	7.7	8.1	8.8	9.5	10.2	10.9
5000	1.59	1.85	2.10	2.36	2.62	2.87	3.12	3.37	3.62	4.12	4.61	5.09	5.6	6.1	6.5	7.0	7.9	8.4	8.8	9.2	9.7	10.5	11.4	12.2	13.0
6000	1.80	2.11	2.41	2.71	3.01	3.30	3.60	3.89	4.19	4.76	5.34	5.9	6.5	7.0	7.6	8.1	9.1	9.7	10.2	10.7	11.2	12.1	13.1	14.0	
8000	2.17	2.56	2.95	3.33	3.72	4.09	4.47	4.84	5.21	5.9	6.7	7.4	8.1	8.7	9.4	10.1	11.3	11.9	12.5						
10000	2.48	2.95	3.41	3.87	4.33	4.78	5.23	5.7	6.1	7.0	7.8	8.6	9.4	10.2	11.0										
12000	2.72	3.26	3.80	4.33	4.85	5.36	5.9	6.4	6.9	7.8	8.8	9.7													
14000	2.90	3.51	4.10	4.70	5.28	5.8	6.4	7.0	7.5	8.5															

5M PowerGrip® GT®3 Power Rating Table — 15mm Belt Width

RPM of Faster Shaft	Base Rated Horsepower for Small Sprocket (Number of Grooves and Pitch Diameter, Inches)																								
	18 1.128	19 1.191	20 1.253	21 1.316	22 1.379	23 1.441	24 1.504	25 1.566	26 1.629	28 1.754	30 1.880	32 2.005	34 2.130	36 2.256	38 2.381	40 2.506	44 2.757	46 2.882	48 3.008	50 3.133	52 3.258	56 3.509	60 3.760	64 4.010	68 4.261
10	0.02	0.02	0.02	0.02	0.02	0.02	0.03	0.03	0.03	0.03	0.04	0.04	0.04	0.05	0.05	0.05	0.06	0.06	0.06	0.06	0.07	0.07	0.08	0.08	0.09
20	0.03	0.03	0.04	0.04	0.04	0.04	0.05	0.05	0.05	0.06	0.06	0.07	0.08	0.08	0.09	0.09	0.10	0.11	0.12	0.12	0.13	0.14	0.15	0.16	0.17
40	0.06	0.06	0.07	0.07	0.08	0.08	0.09	0.09	0.10	0.11	0.12	0.13	0.14	0.15	0.17	0.18	0.20	0.21	0.22	0.23	0.24	0.26	0.28	0.30	0.32
60	0.08	0.09	0.10	0.10	0.11	0.12	0.13	0.14	0.14	0.16	0.18	0.19	0.21	0.22	0.24	0.26	0.29	0.30	0.32	0.33	0.35	0.38	0.41	0.44	0.47
100	0.12	0.14	0.15	0.16	0.18	0.19	0.20	0.22	0.23	0.25	0.28	0.31	0.33	0.36	0.38	0.41	0.46	0.48	0.51	0.53	0.56	0.61	0.65	0.70	0.75
200	0.22	0.25	0.27	0.30	0.32	0.35	0.37	0.40	0.42	0.47	0.52	0.57	0.62	0.67	0.72	0.76	0.86	0.91	0.95	1.00	1.05	1.14	1.23	1.33	1.42
300	0.32	0.35	0.39	0.43	0.46	0.50	0.54	0.57	0.61	0.68	0.75	0.82	0.89	0.96	1.03	1.10	1.24	1.31	1.38	1.44	1.51	1.65	1.78	1.92	2.05
400	0.40	0.45	0.50	0.55	0.59	0.64	0.69	0.73	0.78	0.88	0.97	1.06	1.15	1.24	1.33	1.43	1.61	1.70	1.78	1.87	1.96	2.14	2.31	2.49	2.66
500	0.48	0.54	0.60	0.66	0.72	0.78	0.84	0.89	0.95	1.07	1.18	1.29	1.41	1.52	1.63	1.74	1.96	2.07	2.18	2.29	2.40	2.62	2.83	3.05	3.26
600	0.56	0.63	0.70	0.77	0.84	0.91	0.98	1.05	1.12	1.25	1.39	1.52	1.65	1.79	1.92	2.05	2.31	2.44	2.57	2.70	2.83	3.08	3.34	3.59	3.84
800	0.71	0.81	0.90	0.99	1.08	1.17	1.26	1.34	1.43	1.61	1.78	1.96	2.13	2.31	2.48	2.65	2.99	3.16	3.33	3.49	3.66	3.99	4.32	4.65	4.98
1000	0.86	0.97	1.08	1.19	1.30	1.41	1.52	1.63	1.74	1.95	2.17	2.38	2.60	2.81	3.02	3.23	3.65	3.85	4.06	4.26	4.47	4.88	5.28	5.68	6.08
1200	0.99	1.12	1.25	1.39	1.52	1.65	1.78	1.90	2.03	2.29	2.54	2.80	3.05	3.30	3.55	3.79	4.28	4.53	4.77	5.01	5.26	5.74	6.21	6.68	7.15
1400	1.12	1.27	1.42	1.58	1.73	1.87	2.02	2.17	2.32	2.61	2.91	3.20	3.49	3.78	4.06	4.34	4.91	5.19	5.47	5.75	6.03	6.58	7.12	7.67	8.21
1600	1.25	1.42	1.59	1.76	1.93	2.10	2.27	2.43	2.60	2.93	3.26	3.59	3.92	4.24	4.56	4.89	5.52	5.84	6.16	6.47	6.78	7.40	8.02	8.63	9.23
1800	1.37	1.56	1.75	1.94	2.13	2.31	2.50	2.69	2.87	3.24	3.61	3.98	4.34	4.70	5.06	5.42	6.13	6.48	6.83	7.18	7.52	8.21	8.90	9.57	10.2
2000	1.48	1.70	1.90	2.11	2.32	2.53	2.73	2.94	3.14	3.55	3.96	4.36	4.75	5.15	5.55	5.94	6.72	7.10	7.49	7.87	8.25	9.01	9.76	10.5	11.2
2400	1.71	1.96	2.20	2.45	2.70	2.94	3.18	3.42	3.67	4.14	4.62	5.09	5.56	6.03	6.50	6.96	7.87	8.32	8.78	9.23	9.67	10.6	11.4	12.3	13.2
2800	1.92	2.21	2.49	2.77	3.06	3.34	3.62	3.89	4.17	4.72	5.27	5.81	6.35	6.89	7.42	7.95	8.99	9.51	10.0	10.5	11.0	12.1	13.1	14.0	15.0
3200	2.12	2.45	2.77	3.09	3.41	3.72	4.04	4.35	4.66	5.28	5.90	6.51	7.11	7.72	8.31	8.91	10.1	10.7	11.2	11.8	12.4	13.5	14.6	15.7	16.8
3600	2.32	2.68	3.03	3.39	3.74	4.09	4.44	4.79	5.14	5.82	6.51	7.19	7.86	8.53	9.19	9.84	11.1	11.8	12.4	13.1	13.7	14.9	16.2	17.4	18.6
4000	2.50	2.90	3.29	3.68	4.07	4.45	4.84	5.22	5.60	6.35	7.11	7.85	8.58	9.32	10.0	10.8	12.2	12.9	13.6	14.3	14.9	16.3	17.6	18.9	20.2
5000	2.94	3.42	3.89	4.37	4.85	5.31	5.78	6.24	6.71	7.62	8.54	9.43	10.3	11.2	12.1	12.9	14.6	15.5	16.3	17.1	17.9	19.5	21.1	22.6	24.1
6000	3.33	3.90	4.46	5.02	5.57	6.12	6.67	7.21	7.75	8.82	9.88	10.9	12.0	13.0	14.0	15.0	16.9	17.9	18.8	19.8	20.7	22.5	24.2	25.9	
8000	4.02	4.75	5.46	6.17	6.89	7.58	8.28	8.96	9.65	11.0	12.3	13.6	14.9	16.2	17.4	18.6	21.0	22.1							
10000	4.58	5.46	6.31	7.17	8.02	8.85	9.68	10.5	11.3	12.9	14.5	16.0	17.4	18.9	20.3										
12000	5.03	6.05	7.03	8.02	8.99	9.93	10.9	11.8	12.7	14.5	16.2	17.9													
14000	5.37	6.50	7.60	8.70	9.78	10.8	11.9	12.9	13.9	15.8															

5M PowerGrip® GT®3 Power Rating Table — 25mm Belt Width

RPM of Faster Shaft	Base Rated Horsepower for Small Sprocket (Number of Grooves and Pitch Diameter, Inches)																									
	18 1.128	19 1.191	20 1.253	21 1.316	22 1.379	23 1.441	24 1.504	25 1.566	26 1.629	28 1.754	30 1.880	32 2.005	34 2.130	36 2.256	38 2.381	40 2.506	44 2.757	46 2.882	48 3.008	50 3.133	52 3.258	56 3.509	60 3.760	64 4.010	68 4.261	
10	0.03	0.03	0.03	0.04	0.04	0.04	0.05	0.05	0.05	0.06	0.06	0.07	0.07	0.08	0.08	0.09	0.10	0.11	0.11	0.12	0.12	0.13	0.14	0.15	0.16	0.16
20	0.05	0.06	0.07	0.07	0.08	0.08	0.09	0.09	0.10	0.11	0.12	0.13	0.14	0.15	0.16	0.17	0.19	0.20	0.21	0.22	0.23	0.25	0.27	0.29	0.31	0.31
40	0.10	0.11	0.12	0.13	0.14	0.15	0.16	0.17	0.18	0.20	0.22	0.24	0.26	0.28	0.30	0.32	0.36	0.38	0.40	0.42	0.44	0.47	0.51	0.55	0.59	0.59
60	0.14	0.16	0.17	0.19	0.20	0.22	0.23	0.25	0.26	0.29	0.32	0.35	0.38	0.41	0.44	0.46	0.52	0.55	0.58	0.61	0.63	0.69	0.75	0.80	0.86	0.86
100	0.22	0.25	0.27	0.30	0.32	0.34	0.37	0.39	0.42	0.46	0.51	0.56	0.60	0.65	0.69	0.74	0.83	0.88	0.92	0.97	1.01	1.10	1.19	1.28	1.37	1.37
200	0.41	0.45	0.50	0.55	0.59	0.64	0.68	0.73	0.77	0.86	0.95	1.04	1.13	1.21	1.30	1.39	1.56	1.65	1.73	1.82	1.91	2.08	2.24	2.41	2.58	2.58
300	0.58	0.64	0.71	0.78	0.84	0.91	0.97	1.04	1.10	1.23	1.36	1.49	1.62	1.75	1.88	2.00	2.25	2.38	2.51	2.63	2.75	3.00	3.25	3.49	3.73	3.73
400	0.73	0.82	0.91	0.99	1.08	1.17	1.25	1.34	1.42	1.59	1.76	1.93	2.10	2.26	2.43	2.59	2.92	3.09	3.25	3.41	3.57	3.89	4.21	4.53	4.85	4.85
500	0.88	0.99	1.10	1.20	1.31	1.42	1.52	1.63	1.73	1.94	2.15	2.35	2.56	2.76	2.97	3.17	3.57	3.77	3.97	4.17	4.37	4.76	5.15	5.54	5.93	5.93
600	1.03	1.15	1.28	1.41	1.53	1.66	1.78	1.91	2.03	2.28	2.52	2.77	3.01	3.25	3.49	3.73	4.21	4.44	4.68	4.91	5.15	5.61	6.08	6.53	6.99	6.99
800	1.30	1.47	1.63	1.80	1.96	2.12	2.28	2.44	2.61	2.93	3.25	3.57	3.88	4.20	4.51	4.82	5.44	5.75	6.05	6.36	6.66	7.27	7.87	8.47	9.06	9.06
1000	1.56	1.76	1.96	2.17	2.37	2.57	2.77	2.96	3.16	3.56	3.95	4.34	4.72	5.11	5.49	5.87	6.63	7.01	7.39	7.76	8.13	8.87	9.61	10.34	11.07	11.07
1200	1.80	2.05	2.28	2.52	2.76	3.00	3.23	3.46	3.70	4.16	4.63	5.09	5.54	6.00	6.45	6.90	7.80	8.24	8.69	9.13	9.56	10.44	11.31	12.17	13.02	13.02
1400	2.04	2.32	2.59	2.87	3.14	3.41	3.68	3.95	4.22	4.76	5.29	5.82	6.35	6.87	7.39	7.91	8.94	9.45	9.96	10.46	10.97	11.97	12.97	13.95	14.93	14.93
1600	2.27	2.58	2.89	3.20	3.51	3.82	4.13	4.43	4.73	5.34	5.94	6.54	7.13	7.72	8.31	8.89	10.05	10.63	11.20	11.77	12.34	13.47	14.59	15.70	16.81	16.81
1800	2.49	2.84	3.18	3.53	3.87	4.21	4.56	4.89	5.23	5.90	6.58	7.24	7.90	8.56	9.21	9.86	11.15	11.79	12.43	13.06	13.69	14.94	16.19	17.42	18.65	18.65
2000	2.70	3.09	3.46	3.85	4.23	4.60	4.98	5.35	5.72	6.46	7.20	7.93	8.65	9.38	10.09	10.81	12.22	12.93	13.63	14.32	15.01	16.39	17.76	19.11	20.45	20.45
2400	3.11	3.56	4.01	4.46	4.91	5.35	5.79	6.23	6.67	7.54	8.41	9.27	10.13	10.98	11.82	12.66	14.33	15.15	15.98	16.79	17.60	19.22	20.82	22.39	23.96	23.96
2800	3.50	4.02	4.53	5.05	5.57	6.07	6.58	7.08	7.59	8.59	9.59	10.58	11.56	12.54	13.50	14.46	16.37	17.31	18.25	19.19	20.11	21.95	23.77	25.57	27.35	27.35
3200	3.87	4.46	5.03	5.62	6.20	6.77	7.35	7.91	8.48	9.61	10.74	11.85	12.95	14.05	15.13	16.21	18.35	19.41	20.47	21.51	22.55	24.61	26.64	28.64	30.62	30.62
3600	4.22	4.88	5.52	6.17	6.81	7.45	8.09	8.71	9.35	10.60	11.85	13.08	14.30	15.52	16.72	17.92	20.28	21.45	22.62	23.77	24.91	27.18	29.41	31.60	33.77	33.77
4000	4.56	5.28	5.99	6.70	7.41	8.10	8.81	9.50	10.19	11.57	12.94	14.28	15.62	16.96	18.27	19.58	22.16	23.44	24.71	25.96	27.20	29.67	32.09	34.46	36.80	36.80
5000	5.35	6.23	7.09	7.96	8.82	9.67	10.53	11.36	12.21	13.88	15.54	17.17	18.78	20.40	21.98	23.55	26.64	28.16	29.68	31.16	32.63	35.54	38.37	41.13	43.82	43.82
6000	6.07	7.10	8.11	9.13	10.14	11.14	12.14	13.12	14.11	16.05	17.99	19.88	21.76	23.62	25.45	27.26	30.81	32.55	34.27	35.96	37.62	40.88	44.03	47.07		
8000	7.32	8.64	9.93	11.24	12.53	13.79	15.07	16.31	17.56	20.01	22.45	24.82	27.14	29.45	31.69	33.89	38.17	40.23	42.26							
10000	8.34	9.94	11.49	13.06	14.60	16.11	17.62	19.10	20.58	23.47	26.32	29.07	31.76	34.39	36.93											
12000	9.16	11.00	12.79	14.59	16.36	18.08	19.81	21.48	23.15	26.40	29.57	32.61														
14000	9.77	11.83	13.83	15.83	17.80	19.70	21.60	23.43	25.25	28.76																

Corrected Horsepower Rating = [Base Rating] x [Belt Length Correction Factor]

5MGT Belt Length Correction Factor

Pitch/Length Designation	No. of Teeth	Correction Factor	Pitch/Length Designation	No. of Teeth	Correction Factor
5MR-300	60	0.77	5MR-700	140	1.00
5MR-355	71	0.81	5MR-750	150	1.01
5MR-375	75	0.83	5MR-800	160	1.03
5MR-400	80	0.84	5MR-815	163	1.04
5MR-405	81	0.85	5MR-850	170	1.05
5MR-425	85	0.86	5MR-900	180	1.06
5MR-450	90	0.88	5MR-1000	200	1.09
5MR-500	100	0.90	5MR-1150	230	1.13
5MR-535	107	0.92	5MR-1300	260	1.16
5MR-565	113	0.94	5MR-1450	290	1.19
5MR-575	115	0.94	5MR-1600	320	1.22
5MR-580	116	0.95	5MR-1720	344	1.24
5MR-600	120	0.95	5MR-1755	351	1.25
5MR-625	125	0.97	5MR-2100	420	1.29
5MR-650	130	0.98			

8M PowerGrip® GT®3 Power Rating Table — 12mm Belt Width

RPM of Faster Shaft	Base Rated Horsepower for Small Sprocket (Number of Grooves and Pitch Diameter, Inches)																											
	22	24	25	26	27	28	29	30	31	32	33	34	35	36	37	38	39	40	42	44	46	48	50	53	56	64	72	80
10	0.04	0.05	0.05	0.06	0.06	0.06	0.06	0.07	0.07	0.07	0.08	0.08	0.08	0.09	0.09	0.09	0.09	0.10	0.11	0.11	0.12	0.13	0.14	0.14	0.17	0.19	0.21	
20	0.08	0.09	0.10	0.11	0.11	0.12	0.12	0.13	0.13	0.14	0.15	0.15	0.16	0.16	0.17	0.18	0.18	0.19	0.20	0.21	0.22	0.23	0.24	0.26	0.28	0.32	0.37	0.41
40	0.16	0.18	0.19	0.20	0.21	0.22	0.24	0.25	0.26	0.27	0.28	0.29	0.30	0.31	0.32	0.34	0.35	0.36	0.38	0.40	0.42	0.45	0.47	0.50	0.53	0.62	0.71	0.79
60	0.23	0.26	0.28	0.29	0.31	0.33	0.34	0.36	0.38	0.39	0.41	0.43	0.44	0.46	0.47	0.49	0.51	0.52	0.56	0.59	0.62	0.65	0.69	0.73	0.78	0.91	1.04	1.16
100	0.36	0.42	0.45	0.47	0.50	0.53	0.55	0.58	0.61	0.63	0.66	0.69	0.71	0.74	0.77	0.79	0.82	0.85	0.90	0.95	1.00	1.06	1.11	1.19	1.26	1.47	1.68	1.88
200	0.69	0.79	0.84	0.90	0.95	1.00	1.05	1.10	1.15	1.21	1.26	1.31	1.36	1.41	1.46	1.51	1.57	1.62	1.72	1.82	1.92	2.02	2.12	2.27	2.42	2.82	3.22	3.61
300	0.99	1.15	1.22	1.30	1.38	1.45	1.53	1.61	1.68	1.76	1.83	1.91	1.98	2.06	2.13	2.21	2.28	2.36	2.51	2.66	2.80	2.95	3.10	3.32	3.54	4.13	4.71	5.28
400	1.29	1.49	1.59	1.69	1.79	1.89	1.99	2.09	2.19	2.29	2.39	2.49	2.59	2.69	2.79	2.89	2.98	3.08	3.28	3.47	3.67	3.86	4.06	4.35	4.63	5.40	6.16	6.92
500	1.58	1.83	1.95	2.08	2.20	2.33	2.45	2.57	2.70	2.82	2.94	3.06	3.18	3.31	3.43	3.55	3.67	3.79	4.03	4.27	4.51	4.75	4.99	5.35	5.71	6.65	7.59	8.52
600	1.86	2.16	2.31	2.46	2.60	2.75	2.90	3.04	3.19	3.33	3.48	3.62	3.77	3.91	4.06	4.20	4.35	4.49	4.78	5.06	5.35	5.63	5.92	6.34	6.76	7.88	9.00	10.11
700	2.14	2.49	2.66	2.83	3.00	3.17	3.34	3.51	3.67	3.84	4.01	4.18	4.35	4.51	4.68	4.85	5.01	5.18	5.51	5.84	6.17	6.50	6.83	7.32	7.81	9.10	10.4	11.7
800	2.42	2.81	3.00	3.19	3.39	3.58	3.77	3.96	4.15	4.34	4.54	4.73	4.92	5.10	5.29	5.48	5.67	5.86	6.24	6.61	6.98	7.36	7.73	8.28	8.84	10.3	11.8	13.2
870	2.61	3.03	3.24	3.45	3.66	3.86	4.07	4.28	4.49	4.69	4.90	5.10	5.31	5.52	5.72	5.92	6.13	6.33	6.74	7.14	7.55	7.95	8.35	8.95	9.55	11.1	12.7	14.3
1000	2.95	3.43	3.67	3.91	4.15	4.39	4.62	4.86	5.10	5.33	5.57	5.80	6.04	6.27	6.50	6.74	6.97	7.20	7.66	8.13	8.59	9.05	9.50	10.2	10.9	12.7	14.5	16.2
1160	3.38	3.93	4.20	4.48	4.75	5.02	5.30	5.57	5.84	6.11	6.38	6.65	6.92	7.19	7.45	7.72	7.99	8.26	8.79	9.32	9.85	10.4	10.9	11.7	12.5	14.5	16.6	18.6
1200	3.48	4.05	4.33	4.62	4.90	5.18	5.46	5.74	6.02	6.30	6.58	6.86	7.14	7.41	7.69	7.97	8.24	8.52	9.07	9.61	10.2	10.7	11.2	12.1	12.9	15.0	17.1	19.2
1400	3.99	4.65	4.98	5.31	5.63	5.96	6.28	6.61	6.93	7.25	7.58	7.90	8.22	8.54	8.86	9.18	9.50	9.81	10.4	11.1	11.7	12.3	13.0	13.9	14.8	17.3	19.7	22.1
1600	4.50	5.25	5.62	5.99	6.36	6.73	7.10	7.46	7.83	8.19	8.56	8.92	9.29	9.65	10.0	10.4	10.7	11.1	11.8	12.5	13.2	13.9	14.6	15.7	16.8	19.5	22.3	25.0
1750	4.87	5.69	6.09	6.49	6.89	7.30	7.70	8.09	8.49	8.89	9.29	9.68	10.1	10.5	10.9	11.3	11.6	12.0	12.8	13.6	14.4	15.1	15.9	17.0	18.2	21.2	24.1	27.1
2000	5.49	6.41	6.86	7.32	7.78	8.23	8.68	9.13	9.59	10.0	10.5	10.9	11.4	11.8	12.3	12.7	13.2	13.6	14.5	15.3	16.2	17.1	18.0	19.2	20.5	23.9	27.2	30.5
2400	6.45	7.54	8.08	8.62	9.16	9.70	10.2	10.8	11.3	11.8	12.4	12.9	13.4	13.9	14.5	15.0	15.5	16.0	17.1	18.1	19.1	20.1	21.2	22.7	24.2	28.1	32.0	35.8
2560	6.83	7.98	8.56	9.13	9.70	10.3	10.8	11.4	12.0	12.5	13.1	13.7	14.2	14.8	15.3	15.9	16.4	17.0	18.1	19.2	20.3	21.3	22.4	24.0	25.6	29.8	33.8	37.8
3200	8.30	9.72	10.4	11.1	11.8	12.5	13.2	13.9	14.6	15.3	16.0	16.7	17.4	18.0	18.7	19.4	20.1	20.7	22.1	23.4	24.7	26.0	27.3	29.2	31.1	36.1	40.9	
3450	8.86	10.4	11.1	11.9	12.6	13.4	14.1	14.9	15.6	16.4	17.1	17.8	18.6	19.3	20.0	20.7	21.4	22.2	23.6	25.0	26.4	27.8	29.2	31.2	33.2	38.5		
4000	10.1	11.8	12.7	13.5	14.4	15.2	16.1	16.9	17.8	18.6	19.5	20.3	21.1	21.9	22.8	23.6	24.4	25.2	26.8	28.4	30.0	31.5	33.1	35.4	37.6			
4500	11.1	13.1	14.0	15.0	15.9	16.9	17.8	18.8	19.7	20.6	21.5	22.5	23.4	24.3	25.2	26.1	27.0	27.9	29.6	31.4	33.1	34.8	36.5	39.0				
5000	12.2	14.3	15.4	16.4	17.4	18.5	19.5	20.5	21.6	22.6	23.6	24.6	25.6	26.6	27.5	28.5	29.5	30.4	32.4	34.2	36.1	37.9						
5500	13.2	15.5	16.6	17.8	18.9	20.0	21.1	22.2	23.3	24.4	25.5	26.6	27.7	28.7	29.8	30.8	31.9	32.9	34.9	37.0								

8M PowerGrip® GT®3 Power Rating Table — 20mm Belt Width

RPM of Faster Shaft	Base Rated Horsepower for Small Sprocket (Number of Grooves and Pitch Diameter, Inches)																											
	22	24	25	26	27	28	29	30	31	32	33	34	35	36	37	38	39	40	42	44	46	48	50	53	56	64	72	80
10	0.08	0.09	0.10	0.10	0.11	0.11	0.12	0.12	0.13	0.14	0.14	0.15	0.15	0.16	0.16	0.17	0.17	0.18	0.19	0.20	0.21	0.22	0.23	0.25	0.27	0.31	0.35	0.39
20	0.15	0.17	0.19	0.20	0.21	0.22	0.23	0.24	0.25	0.26	0.27	0.28	0.29	0.30	0.31	0.32	0.34	0.35	0.37	0.39	0.41	0.43	0.45	0.48	0.51	0.60	0.68	0.76
40	0.29	0.33	0.35	0.37	0.40	0.42	0.44	0.46	0.48	0.50	0.52	0.54	0.56	0.58	0.60	0.62	0.64	0.66	0.71	0.75	0.79	0.83	0.87	0.93	0.99	1.15	1.31	1.47
60	0.42	0.48	0.51	0.55	0.58	0.61	0.64	0.67	0.70	0.73	0.76	0.79	0.82	0.85	0.88	0.91	0.94	0.97	1.03	1.09	1.15	1.21	1.27	1.36	1.45	1.69	1.92	2.15
100	0.68	0.78	0.83	0.88	0.93	0.98	1.03	1.08	1.13	1.18	1.22	1.27	1.32	1.37	1.42	1.47	1.52	1.57	1.67	1.76	1.86	1.96	2.06	2.20	2.35	2.73	3.11	3.49
200	1.27	1.47	1.57	1.66	1.76	1.86	1.95	2.05	2.14	2.24	2.33	2.43	2.52	2.62	2.71	2.81	2.90	3.00	3.19	3.38	3.56	3.75	3.94	4.22	4.50	5.23	5.97	6.70
300	1.84	2.13	2.27	2.41	2.56	2.70	2.84	2.98	3.12	3.26	3.40	3.54	3.68	3.82	3.96	4.10	4.24	4.38	4.65	4.93	5.20	5.48	5.75	6.16	6.57	7.66	8.73	9.80
400	2.40	2.77	2.96	3.14	3.33	3.52	3.70	3.89	4.07	4.26	4.44	4.62	4.81	4.99	5.17	5.35	5.54	5.72	6.08	6.44	6.81	7.17	7.53	8.06	8.60	10.0	11.4	12.8
500	2.93	3.40	3.63	3.86	4.09	4.32	4.55	4.77	5.00	5.23	5.46	5.68	5.91	6.14	6.36	6.59	6.81	7.04	7.48	7.93	8.38	8.82	9.27	9.93	10.6	12.3	14.1	15.8
600	3.46	4.01	4.28	4.56	4.83	5.10	5.37	5.65	5.92	6.19	6.46	6.73	6.99	7.26	7.53	7.80	8.07	8.33	8.86	9.39	9.92	10.5	11.0	11.8	12.6	14.6	16.7	18.7
700	3.98	4.61	4.93	5.25	5.56	5.88	6.19	6.50	6.82	7.13	7.44	7.75	8.06	8.37	8.68	8.99	9.30	9.61	10.2	10.8	11.5	12.1	12.7	13.6	14.5	16.9	19.3	21.6
800	4.49	5.21	5.57	5.93	6.28	6.64	7.00	7.35	7.71	8.06	8.42	8.77	9.12	9.47	9.82	10.2	10.5	10.9	11.6	12.3	13.0	13.7	14.3	15.4	16.4	19.1	21.8	24.5
870	4.84	5.62	6.01	6.40	6.78	7.17	7.56	7.94	8.32	8.71	9.09	9.47	9.85	10.2	10.6	11.0	11.4	11.8	12.5	13.3	14.0	14.8	15.5	16.6	17.7	20.7	23.6	26.5
1000	5.48	6.37	6.82	7.26	7.70	8.14	8.58	9.02	9.46	9.90	10.3	10.8	11.2	11.6	12.1	12.5	12.9	13.4	14.2	15.1	15.9	16.8	17.6	18.9	20.2	23.5	26.8	30.1
1160	6.26	7.29	7.80	8.31	8.81	9.32	9.83	10.3	10.8	11.3	11.8	12.3	12.8	13.3	13.8	14.3	14.8	15.3	16.3	17.3	18.3	19.3	20.2	21.7	23.1	27.0	30.8	34.5
1200	6.46	7.51	8.04	8.57	9.09	9.61	10.1	10.7	11.2	11.7	12.2	12.7	13.2	13.8	14.3	14.8	15.3	15.8	16.8	17.8	18.9	19.9	20.9	22.4	23.9	27.8	31.7	35.6
1400	7.41	8.63	9.24	9.85	10.5	11.1	11.7	12.3	12.9	13.5	14.1	14.7	15.3	15.8	16.4	17.0	17.6	18.2	19.4	20.6	21.7	22.9	24.0	25.8	27.5	32.1	36.6	41.0
1600	8.35	9.73	10.4	11.1	11.8	12.5	13.2	13.8	14.5	15.2	15.9	16.6	17.2	17.9	18.6	19.2	19.9	20.6	21.9	23.2	24.6	25.9	27.2	29.1	31.1	36.2	41.3	46.3
1750	9.04	10.5	11.3	12.0	12.8	13.5	14.3	15.0	15.8	16.5	17.2	18.0	18.7	19.4	20.2	20.9	21.6	22.3	23.8	25.2	26.7	28.1	29.5	31.6	33.7	39.3	44.8	50.2
2000	10.2	11.9	12.7	13.6	14.4	15.3	16.1	17.0	17.8	18.6	19.5	20.3	21.1	21.9	22.8	23.6	24.4	25.2	26.9	28.5	30.1	31.7	33.3	35.7	38.1	44.4	50.5	56.6
2400	12.0	14.0	15.0	16.0	17.0	18.0	19.0	20.0	21.0	22.0	22.9	23.9	24.9	25.9	26.8	27.8	28.8	29.7	31.7	33.6	35.5	37.4	39.3	42.1	44.9	52.2	59.4	66.4
2560	12.7	14.8	15.9	16.9	18.0	19.1	20.1	21.2	22.2	23.3	24.3	25.3	26.4	27.4	28.5	29.5	30.5	31.5	33.6	35.6	37.6	39.6	41.6	44.6	47.5	55.3	62.8	70.1
3200	15.4	18.0	19.3	20.7	22.0	23.3	24.5	25.8	27.1	28.4	29.7	30.9	32.2	33.5	34.7	36.0	37.2	38.5	41.0	43.4	45.9	48.3	50.7	54.3	57.8	67.0	75.9	
3450	16.4	19.3	20.7	22.1	23.5	24.8	26.2	27.6	29.0	30.4	31.7	33.1	34.4	35.8	37.1	38.5	39.8	41.1	43.8	46.4	49.0	51.5	54.1	57.9	61.6	71.4		
4000	18.7	21.9	23.5	25.1	26.7	28.3	29.9	31.4	33.0	34.6	36.1	37.7	39.2	40.7	42.2	43.8	45.3	46.8	49.7	52.7	55.6	58.5	61.4	65.6	69.8			
4500	20.7	24.3	26.0	27.8	29.6	31.3	33.1	34.8	36.5	38.3	40.0	41.7	43.4	45.1	46.7	48.4	50.1	51.7	55.0	58.2	61.4	64.6	67.7	72.3				
5000	22.6	26.5	28.5	30.4	32.4	34.3	36.2	38.1	40.0	41.9	43.7	45.6	47.4	49.3	51.1	52.9	54.7	56.5	60.0	63.5	67.0	70.3						
5500	24.5	28.8	30.9	33.0	35.1	37.2	39.2	41.3	43.3	45.4	47.4	49.4	51.4	53.3	55.3	57.2	59.2	61.1	64.9	68.6								

8M PowerGrip® GT®3 Power Rating Table — 30mm Belt Width

RPM of Faster Shaft	Base Rated Horsepower for Small Sprocket (Number of Grooves and Pitch Diameter, Inches)																											
	22	24	25	26	27	28	29	30	31	32	33	34	35	36	37	38	39	40	42	44	46	48	50	53	56	64	72	80
10	0.13	0.14	0.15	0.16	0.17	0.18	0.19	0.20	0.21	0.22	0.23	0.24	0.25	0.26	0.27	0.28	0.30	0.32	0.33	0.35	0.37	0.39	0.42	0.49	0.55	0.62		
20	0.24	0.27	0.29	0.31	0.33	0.34	0.36	0.38	0.39	0.41	0.43	0.44	0.46	0.48	0.49	0.51	0.53	0.54	0.58	0.61	0.63	0.68	0.71	0.76	0.81	0.94	1.07	1.20
40	0.46	0.52	0.55	0.59	0.62	0.65	0.69	0.72	0.75	0.78	0.82	0.85	0.88	0.91	0.95	0.98	1.01	1.04	1.11	1.17	1.24	1.30	1.36	1.46	1.55	1.81	2.06	2.31
60	0.66	0.76	0.81	0.86	0.91	0.95	1.00	1.05	1.10	1.15	1.19	1.24	1.29	1.34	1.38	1.43	1.48	1.53	1.62	1.71	1.81	1.90	2.00	2.14	2.28	2.65	3.02	3.38
100	1.06	1.22	1.30	1.38	1.45	1.53	1.61	1.69	1.77	1.84	1.92	2.00	2.08	2.15	2.23	2.31	2.39	2.46	2.62	2.77	2.92	3.08	3.23	3.45	3.68	4.28	4.88	5.48
200	2.00	2.31	2.46	2.61	2.76	2.91	3.06	3.21	3.36	3.52	3.66	3.81	3.96	4.11	4.26	4.41	4.56	4.71	5.00	5.30	5.59	5.89	6.18	6.62	7.06	8.22	9.37	10.5
300	2.90	3.34	3.57	3.79	4.01	4.24	4.46	4.68	4.90	5.12	5.34	5.56	5.78	6.00	6.22	6.43	6.65	6.87	7.30	7.74	8.17	8.60	9.03	9.68	10.3	12.0	13.7	15.4
400	3.66	4.35	4.64	4.94	5.23	5.52	5.81	6.10	6.39	6.68	6.97	7.26	7.55	7.83	8.12	8.41	8.69	8.98	9.55	10.1	10.7	11.3	11.8	12.7	13.5	15.7	17.9	20.1
500	4.71	5.33	5.69	6.06	6.42	6.78	7.14	7.49	7.85	8.21	8.57	8.92	9.28	9.63	9.99	10.3	10.7	11.0	11.7	12.5	13.2	13.9	14.5	15.6	16.6	19.4	22.1	24.8
600	5.43	6.30	6.73	7.16	7.58	8.01	8.44	8.86	9.29	9.71	10.1	10.6	11.0	11.4	11.8	12.2	12.7	13.1	13.9	14.8	15.6	16.4	17.2	18.5	19.7	23.0	26.2	29.4
700	6.24	7.24	7.74	8.24	8.73	9.23	9.72	10.2	10.7	11.2	11.7	12.2	12.7	13.1	13.6	14.1	14.6	15.1	16.1	17.0	18.0	18.9	19.9	21.3	22.7	26.5	30.3	34.0
800	7.04	8.18	8.74	9.30	9.86	10.4	11.0	11.5	12.1	12.7	13.2	13.7	14.3	14.9	15.5	16.0	16.5	17.1	18.2	19.3	20.3	21.4	22.5	24.1	25.7	30.0	34.3	38.5
870	7.59	8.82	9.43	10.0	10.6	11.3	11.9	12.5	13.1	13.7	14.3	14.9	15.5	16.1	16.7	17.3	17.9	18.4	19.6	20.8	22.0	23.2	24.3	26.1	27.8	32.5	37.0	41.6
1000	8.61	10.0	10.7	11.4	12.1	12.8	13.5	14.2	14.8	15.5	16.2	16.9	17.6	18.3	18.9	19.6	20.3	21.0	22.3	23.7	25.0	26.4	27.7	29.7	31.7	36.9	42.1	47.3
1160	9.83	11.4	12.2	13.0	13.8	14.6	15.4	16.2	17.0	17.8	18.6	19.4	20.2	20.9	21.7	22.5	23.3	24.1	25.6	27.1	28.7	30.2	31.8	34.0	36.3	42.3	48.3	54.2
1200	10.1	11.8	12.6	13.4	14.3	15.1	15.9	16.7	17.5	18.4	19.2	20.0	20.8	21.6	22.4	23.2	24.0	24.8	26.4	28.0	29.6	31.2	32.8	35.1	37.5	43.7	49.8	55.9
1400	11.6	13.6	14.5	15.5	16.4	17.4	18.3	19.3	20.2	21.1	22.1	23.0	23.9	24.9	25.8	26.7	27.7	28.6	30.4	32.3	34.1	35.9	37.8	40.5	43.2	50.3	57.4	64.4
1600	13.1	15.3	16.4	17.4	18.5	19.6	20.7	21.7	22.8	23.9	24.9	26.0	27.1	28.1	29.2	30.2	31.3	32.3	34.4	36.5	38.6	40.6	42.7	45.7	48.8	56.9	64.8	72.7
1750	14.2	16.6	17.7	18.9	20.1	21.3	22.4	23.6	24.7	25.9	27.1	28.2	29.4	30.5	31.6	32.8	33.9	35.1	37.2	39.6	41.8	44.1	46.3	49.7	53.0	61.7	70.3	78.8
2000	16.0	18.7	20.0	21.3	22.7	24.0	25.3	26.6	27.9	29.2	30.5	31.8	33.1	34.4	35.7	37.0	38.3	39.6	42.7	44.7	47.3	49.8	52.3	56.1	59.8	69.6	79.3	88.8
2400	18.8	22.0	23.5	25.1	26.7	28.2	29.8	31.4	32.9	34.5	36.0	37.6	39.1	40.6	42.1	43.7	45.2	46.7	49.7	52.7	55.7	58.7	61.7	66.1	70.4	81.9	93.2	104.2
2560	19.9	23.3	24.9	26.6	28.3	29.9	31.6	33.2	34.9	36.5	38.2	39.8	41.4	43.1	44.7	46.3	47.9	49.5	52.7	55.9	59.0	62.2	65.3	70.0	74.6	86.7	98.6	110.1
3200	24.2	28.3	30.4	32.4	34.5	36.5	38.5	40.6	42.6	44.6	46.6	48.6	50.6	52.5	54.5	56.5	58.5	60.4	64.3	68.2	72.0	75.8	79.6	85.2	90.7	105.2	119.2	
3450	25.8	30.2	32.5	34.6	36.8	39.0	41.2	43.3	45.5	47.7	49.8	51.9	54.0	56.2	58.3	60.4	62.5	64.5	68.7	72.8	76.9	80.9	84.9	90.9	96.8	112.1		
4000	29.3	34.4	36.9	39.4	41.9	44.4	46.9	49.4	51.8	54.3	56.7	59.1	61.5	63.9	66.3	68.7	71.1	73.4	78.1	82.7	87.3	91.9	96.4	103.0	109.6			
4500	32.5	38.1	40.9	43.7	46.4	49.2	51.9	54.7	57.4	60.1	62.8	65.4	68.1	70.8	73.4	76.0	78.6	81.2	86.3	91.4	96.4	101.4	106.3	113.5				
5000	35.4	41.7	44.7	47.8	50.8	53.8	56.8	59.8	62.8	65.7	68.7	71.6	74.5	77.4	80.2	83.1	85.9	88.7	94.2	99.7	105.1	110.4						
5500	38.4	45.2	48.5	51.8	55.1	58.3	61.6	64.8	68.0	71.2	74.4	77.5	80.6	83.7	86.8	89.9	92.9	95.9	101.8	107.7								

8M PowerGrip® GT®2 Power Rating Table — 50mm Belt Width

RPM of Faster Shaft	Base Rated Horsepower for Small Sprocket (Number of Grooves and Pitch Diameter, Inches)																							
	28	29	30	31	32	33	34	35	36	37	38	39	40	42	44	46	48	50	53	56	64	72	80	
	2.807	2.907	3.008	3.108	3.208	3.308	3.409	3.509	3.609	3.709	3.810	3.910	4.010	4.211	4.411	4.612	4.812	5.013	5.314	5.614	6.416	7.218	8.020	
10	0.31	0.33	0.34	0.36	0.37	0.39	0.40	0.42	0.43	0.45	0.46	0.48	0.49	0.52	0.55	0.58	0.61	0.64	0.68	0.73	0.85	0.96	1.08	
20	0.59	0.62	0.65	0.68	0.71	0.74	0.77	0.80	0.83	0.86	0.89	0.92	0.94	1.00	1.06	1.12	1.18	1.23	1.32	1.40	1.63	1.86	2.08	
40	1.14	1.19	1.25	1.31	1.36	1.42	1.48	1.53	1.59	1.65	1.70	1.76	1.81	1.93	2.04	2.15	2.26	2.37	2.54	2.70	3.14	3.58	4.01	
60	1.66	1.74	1.83	1.91	1.99	2.07	2.16	2.24	2.32	2.41	2.49	2.57	2.65	2.82	2.98	3.15	3.31	3.47	3.72	3.96	4.60	5.24	5.88	
100	2.67	2.80	2.94	3.07	3.21	3.34	3.48	3.61	3.75	3.88	4.02	4.15	4.28	4.55	4.82	5.08	5.35	5.61	6.01	6.40	7.45	8.49	9.52	
200	5.06	5.33	5.59	5.85	6.11	6.37	6.63	6.89	7.15	7.41	7.67	7.93	8.19	8.70	9.21	9.73	10.2	10.7	11.5	12.3	14.3	16.3	18.3	
300	7.36	7.75	8.13	8.52	8.90	9.28	9.67	10.05	10.4	10.8	11.2	11.6	11.9	12.7	13.5	14.2	15.0	15.7	16.8	17.9	20.9	23.8	26.8	
400	9.60	10.1	10.6	11.1	11.6	12.1	12.6	13.12	13.6	14.1	14.6	15.1	15.6	16.6	17.6	18.6	19.6	20.5	22.0	23.5	27.4	31.2	35.0	
500	11.8	12.4	13.0	13.7	14.3	14.9	15.5	16.13	16.7	17.4	18.0	18.6	19.2	20.4	21.7	22.9	24.1	25.3	27.1	28.9	33.7	38.4	43.2	
600	13.9	14.7	15.4	16.2	16.9	17.6	18.4	19.09	19.8	20.6	21.3	22.0	22.7	24.2	25.6	27.1	28.5	30.0	32.1	34.3	39.9	45.6	51.2	
700	16.0	16.9	17.8	18.6	19.5	20.3	21.2	22.01	22.9	23.7	24.6	25.4	26.2	27.9	29.6	31.3	32.9	34.6	37.1	39.5	46.1	52.6	59.1	
800	18.1	19.1	20.1	21.0	22.0	23.0	23.9	24.90	25.9	26.8	27.8	28.7	29.7	31.6	33.5	35.4	37.3	39.2	42.0	44.8	52.2	59.6	66.9	
870	19.6	20.6	21.7	22.7	23.8	24.8	25.9	26.90	27.9	29.0	30.0	31.0	32.1	34.1	36.2	38.2	40.3	42.3	45.4	48.4	56.4	64.4	72.3	
1000	22.2	23.4	24.6	25.8	27.0	28.2	29.4	30.58	31.8	32.9	34.1	35.3	36.5	38.8	41.2	43.5	45.8	48.1	51.6	55.1	64.2	73.3	82.2	
1160	25.4	26.8	28.2	29.6	30.9	32.3	33.7	35.04	36.4	37.8	39.1	40.5	41.8	44.5	47.2	49.9	52.6	55.2	59.2	63.2	73.6	84.0	94.3	
1200	26.2	27.7	29.1	30.5	31.9	33.3	34.7	36.15	37.6	39.0	40.4	41.8	43.1	45.9	48.7	51.5	54.2	57.0	61.1	65.2	76.0	86.7	97.3	
1400	30.2	31.8	33.5	35.1	36.8	38.4	40.0	41.63	43.3	44.9	46.5	48.1	49.7	52.9	56.1	59.3	62.5	65.7	70.4	75.1	87.5	99.8	112.0	
1600	34.1	35.9	37.8	39.7	41.5	43.4	45.2	47.04	48.9	50.7	52.5	54.4	56.2	59.8	63.4	67.0	70.6	74.2	79.5	84.9	98.9	112.8	126.4	
1750	37.0	39.0	41.0	43.0	45.0	47.0	49.0	51.04	53.0	55.0	57.0	59.0	61.0	64.9	68.8	72.8	76.7	80.5	86.3	92.1	107.3	122.3	137.1	
2000	41.7	44.0	46.3	48.6	50.8	53.1	55.4	57.63	59.9	62.1	64.4	66.6	68.9	73.3	77.7	82.2	86.6	90.9	97.5	104.0	121.1	137.9	154.4	
2400	49.1	51.8	54.5	57.2	59.9	62.6	65.3	67.96	70.6	73.3	75.9	78.6	81.2	86.5	91.7	96.9	102.1	107.2	114.9	122.5	142.5	162.0	181.1	
2560	52.0	54.9	57.8	60.7	63.5	66.4	69.2	72.03	74.9	77.7	80.5	83.3	86.1	91.6	97.2	102.7	108.1	113.6	121.7	129.7	150.8	171.4	191.5	
3200	63.5	67.0	70.5	74.0	77.5	81.0	84.5	87.92	91.4	94.8	98.2	101.6	105.0	111.8	118.5	125.2	131.8	138.4	148.1	157.8	182.9	207.2		
3450	67.8	71.6	75.4	79.1	82.9	86.6	90.3	93.97	97.7	101.3	105.0	108.6	112.2	119.4	126.6	133.7	140.7	147.7	158.1	168.3	194.9			
4000	77.2	81.5	85.8	90.1	94.3	98.6	102.8	107.0	111.1	115.3	119.4	123.6	127.7	135.8	143.9	151.9	159.8	167.6	179.2	190.5				
4500	85.5	90.3	95.0	99.8	104.5	109.1	113.8	118.4	123.0	127.6	132.2	136.7	141.2	150.1	158.9	167.7	176.3	184.8	197.3					
5000	93.6	98.8	104.0	109.2	114.3	119.4	124.5	129.5	134.5	139.5	144.4	149.3	154.2	163.9	173.4	182.8	192.0							
5500	101.5	107.1	112.7	118.3	123.8	129.3	134.8	140.2	145.6	150.9	156.2	161.5	166.7	177.0	187.2									

8M PowerGrip® GT®3 Power Rating Table — 85mm Belt Width

RPM of Faster Shaft	Base Rated Horsepower for Small Sprocket (Number of Grooves and Pitch Diameter, Inches)																
	34 3.409	35 3.509	36 3.609	37 3.709	38 3.810	39 3.910	40 4.010	42 4.211	44 4.411	46 4.612	48 4.812	50 5.013	53 5.314	56 5.614	64 6.416	72 7.218	80 8.020
10	0.70	0.72	0.75	0.78	0.80	0.83	0.85	0.91	0.96	1.01	1.06	1.11	1.19	1.27	1.47	1.67	1.88
20	1.34	1.39	1.44	1.49	1.54	1.59	1.64	1.74	1.84	1.94	2.04	2.14	2.29	2.44	2.84	3.23	3.62
40	2.57	2.67	2.76	2.86	2.96	3.06	3.16	3.35	3.54	3.74	3.93	4.12	4.41	4.70	5.46	6.22	6.98
60	3.75	3.90	4.04	4.19	4.33	4.47	4.62	4.90	5.19	5.47	5.76	6.04	6.46	6.89	8.01	9.12	10.2
100	6.05	6.29	6.52	6.75	6.99	7.22	7.45	7.92	8.38	8.84	9.30	9.76	10.5	11.1	13.0	14.8	16.6
200	11.5	12.0	12.4	12.9	13.3	13.8	14.2	15.1	16.0	16.9	17.8	18.7	20.0	21.4	24.9	28.3	31.8
300	16.8	17.5	18.1	18.8	19.5	20.1	20.8	22.1	23.4	24.7	26.0	27.3	29.3	31.2	36.4	41.5	46.6
400	22.0	22.8	23.7	24.6	25.4	26.3	27.2	28.9	30.6	32.3	34.0	35.7	38.3	40.8	47.6	54.3	61.0
500	27.0	28.1	29.1	30.2	31.3	32.4	33.4	35.5	37.7	39.8	41.9	44.0	47.2	50.3	58.6	66.9	75.1
600	31.9	33.2	34.5	35.8	37.0	38.3	39.6	42.1	44.6	47.1	49.6	52.1	55.9	59.6	69.5	79.3	89.0
700	36.8	38.3	39.8	41.2	42.7	44.2	45.7	48.6	51.5	54.4	57.3	60.2	64.5	68.8	80.2	91.5	102.8
800	41.7	43.3	45.0	46.7	48.3	50.0	51.7	55.0	58.3	61.6	64.8	68.1	73.0	77.9	90.8	103.6	116.4
870	45.0	46.8	48.6	50.4	52.2	54.0	55.8	59.4	63.0	66.5	70.1	73.6	78.9	84.2	98.2	112.0	125.8
1000	51.1	53.2	55.3	57.3	59.4	61.4	63.5	67.6	71.6	75.7	79.7	83.8	89.8	95.8	111.7	127.5	143.1
1160	58.6	61.0	63.3	65.7	68.1	70.4	72.8	77.5	82.1	86.8	91.4	96.1	103.0	109.9	128.1	146.2	164.0
1200	60.5	62.9	65.3	67.8	70.2	72.7	75.1	79.9	84.7	89.6	94.3	99.1	106.3	113.4	132.2	150.8	169.2
1400	69.6	72.4	75.3	78.1	80.9	83.7	86.5	92.1	97.6	103.2	108.7	114.2	122.5	130.7	152.3	173.7	194.8
1600	78.6	81.8	85.0	88.2	91.4	94.6	97.8	104.1	110.4	116.6	122.9	129.1	138.4	147.7	172.1	196.2	220.0
1750	85.3	88.8	92.3	95.7	99.2	102.7	106.1	113.0	119.8	126.6	133.4	140.1	150.2	160.2	186.7	212.8	238.5
2000	96.3	100.3	104.2	108.1	112.0	115.9	119.8	127.6	135.3	143.0	150.6	158.2	169.6	180.9	210.7	239.9	268.6
2400	113.6	118.3	122.9	127.5	132.1	136.7	141.3	150.4	159.5	168.6	177.6	186.5	199.9	213.1	247.9	281.9	315.2
2560	120.4	125.3	130.2	135.1	140.0	144.9	149.8	159.4	169.1	178.6	188.2	197.6	211.7	225.7	262.4	298.3	333.2
3200	147.0	153.0	159.0	165.0	170.9	176.8	182.7	194.5	206.2	217.8	229.3	240.7	257.7	274.5	318.3	360.6	
3450	157.1	163.5	169.9	176.3	182.6	189.0	195.3	207.8	220.3	232.6	244.9	257.0	275.0	292.8	339.1		
4000	178.8	186.1	193.4	200.6	207.8	215.0	222.1	236.3	250.3	264.2	278.0	291.6	311.7	331.5			
4500	198.0	206.0	214.1	222.0	229.9	237.8	245.7	261.2	276.6	291.7	306.7	321.5	343.4				
5000	216.6	225.3	234.0	242.7	251.3	259.8	268.3	285.1	301.7	318.1	334.1						
5500	234.5	243.9	253.3	262.6	271.8	281.0	290.1	308.0	325.7								

Corrected Horsepower Rating = [Base Rating] x [Belt Length Correction Factor]

8MGT Belt Length Correction Factor

Pitch/Length Designation	No. of Teeth	Correction Factor	Pitch/Length Designation	No. of Teeth	Correction Factor
384-8MGT	48	0.70	1280-8MGT	160	1.10
480-8MGT	60	0.80	1224-8MGT	153	1.00
560-8MGT	70	0.80	1440-8MGT	180	1.10
576-8MGT	72	0.80	1512-8MGT	189	1.10
600-8MGT	75	0.80	1584-8MGT	198	1.10
640-8MGT	80	0.90	1600-8MGT	200	1.10
720-8MGT	90	0.90	1760-8MGT	220	1.10
800-8MGT	100	0.90	1800-8MGT	225	1.20
840-8MGT	105	0.90	2000-8MGT	250	1.20
880-8MGT	110	0.90	2200-8MGT	275	1.20
920-8MGT	115	1.00	2400-8MGT	300	1.20
960-8MGT	120	1.00	2600-8MGT	325	1.20
1040-8MGT	130	1.00	2800-8MGT	350	1.20
1064-8MGT	133	1.00	3048-8MGT	381	1.20
1104-8MGT	138	1.00	3280-8MGT	410	1.20
1120-8MGT	140	1.00	3600-8MGT	450	1.20
1160-8MGT	145	1.00	4400-8MGT	550	1.20
1200-8MGT	150	1.00			

14M PowerGrip® GT®3 Power Rating Table — 40mm Belt Width

RPM of Faster Shaft	Base Rated Horsepower for Small Sprocket (Number of Grooves and Pitch Diameter, Inches)																			
	28	29	30	31	32	33	34	35	36	37	38	39	40	42	44	46	48	50	52	56
	4.912	5.088	5.263	5.439	5.614	5.790	5.965	6.141	6.316	6.492	6.667	6.842	7.018	7.369	7.720	8.071	8.421	8.772	9.123	9.825
	10	20	40	60	100	200	300	400	500	600	800	870	1000	1160	1200	1400	1600	1750	1800	+2000
	0.61	0.64	0.66	0.69	0.71	0.74	0.76	0.79	0.82	0.84	0.87	0.89	0.92	0.97	1.02	1.07	1.12	1.16	1.21	1.31
	1.15	1.20	1.25	1.29	1.34	1.39	1.44	1.49	1.54	1.58	1.63	1.68	1.73	1.82	1.92	2.01	2.10	2.20	2.29	2.48
	2.15	2.24	2.33	2.43	2.52	2.61	2.70	2.79	2.88	2.97	3.06	3.15	3.24	3.42	3.60	3.78	3.96	4.13	4.31	4.66
	3.10	3.23	3.36	3.50	3.63	3.76	3.89	4.03	4.16	4.29	4.42	4.55	4.68	4.94	5.20	5.46	5.71	5.97	6.22	6.73
	4.89	5.10	5.31	5.53	5.74	5.95	6.16	6.37	6.58	6.79	7.00	7.21	7.41	7.83	8.24	8.65	9.06	9.46	9.87	10.7
	9.04	9.44	9.84	10.2	10.6	11.0	11.4	11.8	12.2	12.6	13.0	13.4	13.8	14.5	15.3	16.1	16.9	17.6	18.4	19.9
	12.9	13.5	14.1	14.6	15.2	15.8	16.4	16.9	17.5	18.0	18.6	19.2	19.7	20.8	22.0	23.1	24.2	25.3	26.3	28.5
	16.6	17.3	18.1	18.8	19.6	20.3	21.1	21.8	22.5	23.3	24.0	24.7	25.4	26.9	28.3	29.7	31.2	32.6	34.0	36.8
	20.1	21.1	22.0	22.9	23.8	24.7	25.6	26.5	27.4	28.3	29.2	30.0	30.9	32.7	34.4	36.2	37.9	39.6	41.3	44.7
	23.6	24.7	25.7	26.8	27.9	28.9	30.0	31.0	32.1	33.1	34.2	35.2	36.3	38.3	40.4	42.4	44.4	46.5	48.5	52.5
	30.2	31.6	33.0	34.4	35.7	37.1	38.5	39.8	41.2	42.5	43.9	45.2	46.5	49.2	51.8	54.4	57.0	59.6	62.2	67.3
	32.5	33.9	35.4	36.9	38.4	39.9	41.3	42.8	44.2	45.7	47.1	48.6	50.0	52.9	55.7	58.5	61.3	64.1	66.9	72.3
	36.5	38.2	39.9	41.6	43.3	44.9	46.6	48.2	49.9	51.5	53.1	54.7	56.4	59.6	62.8	65.9	69.1	72.2	75.3	81.5
	41.4	43.4	45.3	47.2	49.1	51.0	52.8	54.7	56.6	58.4	60.3	62.1	64.0	67.6	71.2	74.8	78.4	81.9	85.4	92.4
	42.6	44.6	46.6	48.5	50.5	52.4	54.4	56.3	58.2	60.1	62.0	63.9	65.8	69.6	73.3	77.0	80.6	84.3	87.9	95.0
	48.5	50.8	53.0	55.3	57.5	59.7	61.9	64.1	66.3	68.5	70.6	72.8	74.9	79.2	83.4	87.6	91.7	95.8	99.9	107.9
	54.2	56.7	59.3	61.8	64.3	66.7	69.2	71.6	74.1	76.5	78.9	81.3	83.7	88.5	93.1	97.8	102.4	106.9	111.4	120.3
	58.4	61.1	63.8	66.5	69.2	71.9	74.5	77.1	79.8	82.4	85.0	87.5	90.1	95.2	100.2	105.2	110.1	115.0	119.8	129.2
	59.7	62.5	65.3	68.1	70.8	73.5	76.2	78.9	81.6	84.3	86.9	89.6	92.2	97.4	102.5	107.6	112.6	117.6	122.5	132.1
	65.1	68.1	71.2	74.2	77.2	80.1	83.1	86.0	88.9	91.8	94.7	97.5	100.4	106.0	111.5	117.0	122.4	127.7	133.0	143.2
	75.3	78.9	82.4	85.8	89.3	92.7	96.1	99.4	102.8	106.1	109.4	112.6	115.9	122.2	128.5	134.7	140.7	146.6	152.5	163.7
	85.0	89.0	92.9	96.8	100.6	104.5	108.2	112.0	115.7	119.3	123.0	126.6	130.1	137.1	144.0	150.7	157.2	163.5		
	94.1	98.4	102.7	107.0	111.2	115.4	119.5	123.6	127.6	131.6	135.5	139.3	143.2	150.6	157.9					
	102.6	107.3	111.9	116.5	121.0	125.5	129.9	134.2	138.5	142.7	146.8	150.9								
	110.5	115.5	120.4	125.3	130.0	134.7	139.3	143.9												

14M PowerGrip® GT®3 Power Rating Table — 55mm Belt Width

RPM of Faster Shaft	Base Rated Horsepower for Small Sprocket (Number of Grooves and Pitch Diameter, Inches)																			
	28	29	30	31	32	33	34	35	36	37	38	39	40	42	44	46	48	50	52	56
	4.912	5.088	5.263	5.439	5.614	5.790	5.965	6.141	6.316	6.492	6.667	6.842	7.018	7.369	7.720	8.071	8.421	8.772	9.123	9.825
	10	20	40	60	100	200	300	400	500	600	800	870	1000	1160	1200	1400	1600	1750	1800	+2000
	0.92	0.96	0.99	1.03	1.07	1.11	1.15	1.19	1.22	1.26	1.30	1.34	1.37	1.45	1.52	1.60	1.67	1.75	1.82	1.97
	1.72	1.80	1.87	1.94	2.01	2.09	2.16	2.23	2.30	2.38	2.45	2.52	2.59	2.73	2.87	3.02	3.16	3.30	3.44	3.72
	3.22	3.36	3.50	3.64	3.78	3.91	4.05	4.19	4.32	4.46	4.60	4.73	4.87	5.13	5.40	5.67	5.94	6.20	6.46	6.99
	4.64	4.84	5.04	5.24	5.44	5.64	5.84	6.04	6.24	6.43	6.63	6.83	7.02	7.41	7.80	8.19	8.57	8.95	9.34	10.1
	7.33	7.65	7.97	8.29	8.61	8.92	9.24	9.56	9.87	10.2	10.5	10.8	11.1	11.7	12.4	13.0	13.6	14.2	14.8	16.0
	13.6	14.2	14.8	15.4	16.0	16.5	17.1	17.7	18.3	18.9	19.5	20.1	20.7	21.8	23.0	24.1	25.3	26.4	27.6	29.8
	19.4	20.2	21.1	22.0	22.8	23.7	24.5	25.4	26.2	27.1	27.9	28.8	29.6	31.3	32.9	34.6	36.2	37.9	39.5	42.8
	24.9	26.0	27.1	28.3	29.4	30.5	31.6	32.7	33.8	34.9	36.0	37.1	38.1	40.3	42.5	44.6	46.7	48.8	51.0	55.1
	30.2	31.6	33.0	34.3	35.7	37.0	38.4	39.7	41.1	42.4	43.7	45.1	46.4	49.0	51.6	54.3	56.8	59.4	62.0	67.1
	35.4	37.0	38.6	40.2	41.8	43.4	45.0	46.6	48.1	49.7	51.3	52.8	54.4	57.5	60.6	63.6	66.7	69.7	72.7	78.7
	45.3	47.4	49.5	51.5	53.6	55.6	57.7	59.7	61.8	63.8	65.8	67.8	69.8	73.8	77.7	81.7	85.6	89.5	93.3	101.0
	48.7	50.9	53.2	55.4	57.6	59.8	62.0	64.2	66.4	68.5	70.7	72.9	75.0	79.3	83.6	87.8	92.0	96.2	100.3	108.5
	54.8	57.3	59.9	62.4	64.9	67.4	69.9	72.3	74.8	77.2	79.7	82.1	84.5	89.4	94.2	98.9	103.6	108.3	113.0	122.2
	62.1	65.0	67.9	70.8	73.6	76.4	79.3	82.1	84.9	87.6	90.4	93.2	95.9	101.4	106.8	112.2	117.6	122.9	128.1	138.5
	63.9	66.9	69.9	72.8	75.7	78.7	81.6	84.4	87.3	90.2	93.0	95.9	98.7	104.3	109.9	115.5	121.0	126.4	131.8	142.5
	72.8	76.2	79.5	82.9	86.2	89.6	92.9	96.2	99.4	102.7	105.9	109.2	112.4	118.8	125.1	131.4	137.6	143.8	149.9	161.9
	81.3	85.1	88.9	92.6	96.4	100.1	103.8	107.5	111.1	114.8	118.4	122.0	125.6	132.7	139.7	146.7	153.6	160.4	167.2	180.5
	87.5	91.6	95.7	99.8	103.8	107.8	111.8	115.7	119.6	123.6	127.4	131.3	135.2	142.8	150.3	157.8	165.2	172.4	179.6	193.8
	89.6	93.8	97.9	102.1	106.2	110.3	114.4	118.4	122.4	126.4	130.4	134.4	138.3	146.1	153.8	161.4	168.9	176.4	183.7	198.1
	97.6	102.2	106.7	111.3	115.7	120.2	124.6	129.0	133.4	137.7	142.0	146.3	150.6	159.0	167.3	175.5	183.6	191.6	199.5	214.9
	113.0	118.3	123.5	128.8	133.9	139.0	144.1	149.2	154.2	159.1	164.1	168.9	173.8	183.4	192.8	202.0	211.1	220.0	228.7	245.6
	127.5	133.4	139.3	145.2	151.0	156.7	162.3	168.0	173.5	179.0	184.5	189.9	195.2	205.7	216.0	226.0	235.8	245.3		
	141.1	147.7	154.1	160.5	166.8	173.1	179.3	185.4	191.4	197.3	203.2	209.0	214.7	225.9	236.8					
	153.9	160.9	167.9	174.8	181.6	188.2	194.8	201.3	207.7	214.0	220.2	226.3								
	165.7	173.2	180.6	187.9	195.1	202.1	209.0	215.8												

+ Drives within this speed range may generate an objectionable noise level. This can be reduced by using commercially available acoustical damping material in the belt guard. Contact Gates for recommendations on any drive to be installed in a noise sensitive area.

Corrected Horsepower Rating = [Base Rating] x [Belt Length Correction Factor]

14MGT Belt Length Correction Factor

Pitch/Length Designation	No. of Teeth	Correction Factor	Pitch/Length Designation	No. of Teeth	Correction Factor
966-14MGT	69	0.80	3150-14MGT	225	1.05
1190-14MGT	85	0.80	3360-14MGT	240	1.10
1400-14MGT	100	0.90	3500-14MGT	250	1.10
1610-14MGT	115	0.90	3850-14MGT	275	1.10
1778-14MGT	127	0.95	4326-14MGT	309	1.10
1890-14MGT	135	0.95	4578-14MGT	327	1.10
2100-14MGT	150	1.00	4956-14MGT	354	1.10
2310-14MGT	165	1.00	5320-14MGT	380	1.10
2450-14MGT	175	1.00	5740-14MGT	410	1.10
2590-14MGT	185	1.05	6160-14MGT	440	1.10
2800-14MGT	200	1.05	6860-14MGT	490	1.10

14M PowerGrip® GT®3 Power Rating Table — 85mm Belt Width

RPM of Faster Shaft	Base Rated Horsepower for Small Sprocket (Number of Grooves and Pitch Diameter, Inches)																									
	28 4.912	29 5.088	30 5.263	31 5.439	32 5.614	33 5.790	34 5.965	35 6.141	36 6.316	37 6.492	38 6.667	39 6.842	40 7.018	42 7.369	44 7.720	46 8.071	48 8.421	50 8.772	52 9.123	56 9.825	60 10.527	64 11.229	68 11.930	72 12.632	80 14.036	
10	1.53	1.59	1.66	1.72	1.78	1.85	1.91	1.98	2.04	2.10	2.16	2.23	2.29	2.42	2.54	2.66	2.79	2.91	3.04	3.28	3.53	3.77	4.01	4.25	4.73	
20	2.87	2.99	3.12	3.24	3.36	3.48	3.60	3.72	3.84	3.96	4.08	4.20	4.32	4.56	4.79	5.03	5.26	5.50	5.73	6.19	6.66	7.11	7.57	8.03	8.93	
40	5.37	5.61	5.84	6.07	6.30	6.52	6.75	6.98	7.21	7.43	7.66	7.88	8.11	8.56	9.00	9.45	9.89	10.3	10.8	11.7	12.5	13.4	14.2	15.1	16.8	
60	7.74	8.07	8.41	8.74	9.07	9.40	9.74	10.1	10.4	10.7	11.0	11.4	11.7	12.4	13.0	13.6	14.3	14.9	15.6	16.8	18.1	19.3	20.6	21.8	24.3	
100	12.2	12.8	13.3	13.8	14.3	14.9	15.4	15.9	16.5	17.0	17.5	18.0	18.5	19.6	20.6	21.6	22.6	23.7	24.7	26.7	28.7	30.7	32.7	34.6	38.5	
200	22.6	23.6	24.6	25.6	26.6	27.6	28.6	29.5	30.5	31.5	32.5	33.5	34.4	36.4	38.3	40.2	42.1	44.0	45.9	49.7	53.4	57.1	60.8	64.5	71.8	
300	32.3	33.7	35.2	36.6	38.0	39.5	40.9	42.3	43.7	45.1	46.5	47.9	49.3	52.1	54.9	57.7	60.4	63.1	65.9	71.3	76.6	82.0	87.5	92.5	102.9	
400	41.5	43.4	45.2	47.1	48.9	50.8	52.6	54.5	56.3	58.1	59.9	61.8	63.6	67.2	70.8	74.3	77.9	81.4	84.9	91.9	98.8	105.7	112.5	119.3	132.7	
500	50.4	52.7	54.9	57.2	59.5	61.7	64.0	66.2	68.4	70.7	72.9	75.1	77.3	81.7	86.1	90.4	94.7	99.0	103.3	111.8	120.3	128.6	136.9	145.1	161.4	
600	59.0	61.7	64.3	67.0	69.7	72.3	75.0	77.6	80.2	82.8	85.5	88.1	90.6	95.8	100.9	106.0	111.1	116.2	121.2	131.2	141.0	150.8	160.5	170.1	189.1	
800	75.5	79.0	82.5	85.9	89.3	92.7	96.1	99.5	102.9	106.3	109.6	113.0	116.3	123.0	129.6	136.1	142.6	149.1	155.5	168.3	180.9	193.4	205.8	218.0	242.1	
870	81.1	84.9	88.6	92.3	96.0	99.7	103.3	107.0	110.6	114.2	117.9	121.5	125.0	132.2	139.3	146.3	153.3	160.3	167.2	180.9	194.4	207.8	221.0	234.1	259.9	
1000	91.3	95.6	99.8	104.0	108.1	112.3	116.4	120.5	124.6	128.7	132.8	136.9	140.9	148.9	156.9	164.9	172.7	180.5	188.3	203.7	218.9	233.9	248.7	263.3	291.9	
1160	103.6	108.4	113.2	117.9	122.7	127.4	132.1	136.8	141.4	146.1	150.7	155.3	159.9	169.0	178.0	187.0	195.9	204.8	213.5	230.9	248.0	264.8	281.4	297.8	329.7	
1200	106.6	111.5	116.4	121.4	126.2	131.1	135.9	140.7	145.5	150.3	155.1	159.8	164.5	173.9	183.2	192.4	201.6	210.7	219.7	237.5	255.1	272.4	289.4	306.1	338.8	
1400	121.3	126.9	132.6	138.1	143.7	149.3	154.8	160.3	165.7	171.1	176.6	181.9	187.3	198.0	208.5	219.0	229.3	239.6	249.8	269.9	289.6	309.0	327.9	346.6	382.7	
+1600	135.5	141.8	148.1	154.4	160.6	166.8	173.0	179.1	185.2	191.3	197.3	203.3	209.3	221.1	232.9	244.5	256.0	267.3	278.6	300.8	322.4	343.6	364.3	384.5	423.4	
+1750	145.9	152.7	159.5	166.3	173.0	179.6	186.3	192.9	199.4	205.9	212.4	218.9	225.3	238.0	250.5	263.0	275.3	287.4	299.4	323.0	346.0	368.4	390.2	411.4	451.9	
+1800	149.3	156.3	163.2	170.2	177.0	183.8	190.6	197.4	204.1	210.7	217.4	223.9	230.5	243.5	256.3	269.0	281.5	293.9	306.2	330.2	353.6	376.4	398.5	420.0		
+2000	162.7	170.3	177.9	185.4	192.9	200.3	207.7	215.0	222.3	229.5	236.7	243.9	251.0	265.0	278.9	292.6	306.0	319.3	332.5	358.1	383.0	407.1	430.3			
+2400	188.4	197.2	205.9	214.6	223.2	231.7	240.2	248.6	257.0	265.2	273.4	281.6	289.7	305.6	321.3	336.7	351.8	366.6	381.1	409.3						
+2800	212.5	222.4	232.2	242.0	251.6	261.1	270.6	279.9	289.2	298.4	307.5	316.4	325.3	342.8	359.9	376.6	392.9	408.8								
+3200	235.2	246.1	256.9	267.5	278.1	288.5	298.8	308.9	319.0	328.9	338.7	348.4	357.9	376.6	394.7											
+3600	256.4	268.2	279.8	291.3	302.6	313.7	324.7	335.6	346.2	356.7	367.0															
+4000	276.2	288.7	301.0	313.2	325.1	336.8	348.4	359.7																		

14M PowerGrip® GT®3 Power Rating Table — 115mm Belt Width

RPM of Faster Shaft	Base Rated Horsepower for Small Sprocket (Number of Grooves and Pitch Diameter, Inches)																									
	28 4.912	29 5.088	30 5.263	31 5.439	32 5.614	33 5.790	34 5.965	35 6.141	36 6.316	37 6.492	38 6.667	39 6.842	40 7.018	42 7.369	44 7.720	46 8.071	48 8.421	50 8.772	52 9.123	56 9.825	60 10.527	64 11.229	68 11.930	72 12.632	80 14.036	
10	2.14	2.23	2.32	2.41	2.50	2.59	2.68	2.77	2.85	2.94	3.03	3.12	3.21	3.38	3.56	3.73	3.90	4.08	4.25	4.59	4.94	5.27	5.61	5.95	6.62	
20	4.02	4.19	4.36	4.53	4.70	4.87	5.04	5.21	5.38	5.54	5.71	5.88	6.04	6.38	6.71	7.04	7.37	7.69	8.02	8.67	9.32	9.96	10.6	11.2	12.5	
40	7.52	7.85	8.17	8.49	8.81	9.13	9.45	9.77	10.1	10.4	10.7	11.0	11.4	12.0	12.6	13.2	13.9	14.5	15.1	16.3	17.5	18.7	19.9	21.1	23.5	
60	10.8	11.3	11.8	12.2	12.7	13.2	13.6	14.1	14.6	15.0	15.5	15.9	16.4	17.3	18.2	19.1	20.0	20.9	21.8	23.6	25.3	27.1	28.8	30.6	34.0	
100	17.1	17.9	18.6	19.3	20.1	20.8	21.6	22.3	23.0	23.8	24.5	25.2	25.9	27.4	28.8	30.3	31.7	33.1	34.5	37.4	40.2	43.0	45.7	48.5	53.9	
200	31.6	33.0	34.4	35.8	37.2	38.6	40.0	41.4	42.7	44.1	45.5	46.8	48.2	50.9	53.6	56.3	59.0	61.6	64.3	69.6	74.8	80.0	85.2	90.3	100.5	
300	45.2	47.2	49.2	51.2	53.2	55.2	57.2	59.2	61.2	63.2	65.1	67.1	69.1	73.0	76.8	80.7	84.6	88.4	92.2	99.8	107.3	114.8	122.2	129.5	144.1	
400	58.1	60.7	63.3	65.9	68.5	71.1	73.7	76.3	78.8	81.4	83.9	86.5	89.0	94.0	99.1	104.1	109.0	114.0	118.9	128.7	138.4	148.0	157.6	167.0	185.8	
500	70.5	73.7	76.9	80.1	83.3	86.4	89.6	92.7	95.8	98.9	102.0	105.1	108.2	114.4	120.5	126.6	132.6	138.7	144.7	156.6	168.4	180.1	191.7	203.2	225.9	
600	82.6	86.3	90.1	93.8	97.6	101.3	105.0	108.6	112.3	116.0	119.6	123.3	126.9	134.1	141.3	148.5	155.6	162.6	169.7	183.6	197.4	211.1	224.7	238.2	264.8	
800	105.7	110.6	115.4	120.3	125.1	129.8	134.6	139.4	144.1	148.8	153.5	158.2	162.9	172.1	181.4	190.6	199.7	208.7	217.7	235.6	253.3	270.8	288.1	305.2	338.9	
870	113.6	118.8	124.0	129.2	134.4	139.5	144.7	149.8	154.9	159.9	165.0	170.0	175.1	185.1	195.0	204.8	214.6	224.4	234.0	253.2	272.2	290.9	309.5	327.8	363.8	
1000	127.9	133.8	139.7	145.5	151.4	157.2	163.0	168.8	174.5	180.2	185.9	191.6	197.3	208.5	219.7	230.8	241.8	252.8	263.6	285.2	306.4	327.4	348.1	368.6	408.7	
1160	145.0	151.7	158.4	165.1	171.7	178.3	184.9	191.5	198.0	204.5	211.0	217.4	223.8	236.6	249.3	261.8	274.3	286.7	298.9	323.2	347.2	370.7	394.0	416.9	461.6	
1200	149.2	156.1	163.0	169.9	176.7	183.5	190.3	197.0	203.8	210.4	217.1	223.7	230.3	243.5	256.5	269.4	282.2	295.0	307.6	332.5	357.1	381.3	405.1	428.6	474.4	
+1400	169.8	177.7	185.6	193.4	201.2	209.0	216.7	224.4	232.0	239.6	247.2	254.7	262.2	277.1	291.9	306.6	321.1	335.4	349.7	377.8	405.4	432.5	459.1	485.2	535.8	
+1600	189.7	198.6	207.4	216.2	224.9	233.5	242.2	250.8	259.3	267.8	276.2	284.6	293.0	309.6	326.0	342.3	358.4	374.3	390.0	421.1	451.4	481.1	510.1	538.4	592.8	
+1750	204.3	213.8	223.3	232.8	242.2	251.5	260.8	270.0	279.2	288.3	297.4	306.4	315.4	333.2	350.8	368.2	385.4	402.4	419.2	452.1	484.3	515.7	546.2	575.9	632.6	
+1800	209.1	218.8	228.5	238.2	247.8	257.4	266.9	276.3	285.7	295.0	304.3	313.5	322.7	340.9	358.9	376.6	394.2	411.5	428.6	462.3	495.0	526.9	557.9	588.0		
+2000	227.8	238.5	249.1	259.6	270.1	280.4	290.8	301.0	311.2	321.3	331.4	341.4	351.3	371.0	390.4	409.6	428.5	447.1	465.4	501.4	536.2	569.9	602.4			
+2400	263.7	276.0	288.3	300.4	312.5	324.4	336.3	348.1	359.7	371.3	382.8	394.2	405.5	427.8	449.8	471.3	492.5	513.2	533.6	573.1						
+2800	297.5	311.4	325.1	338.3	352.2	365.6	378.8	391.9	405.9	417.7	430.4	443.0	455.5	480.0	503.9	527.3	550.1	572.4								
+3200	329.3	344.5	359.6	374.5	389.3	403.9	418.3	432.5	446.6	460.5	474.2	487.7	501.0	527.2	552.6											
+3600	359.0	375.5	391.7	407.8	423.6	439.2	454.6	469.8	484.7	499.4	513.8	528.1														
+4000	386.6	404.2	421.4	438.4	455.1	471.6	487.7	503.5																		

14M PowerGrip® GT®3 Power Rating Table — 170mm Belt Width

RPM of Faster Shaft	Base Rated Horsepower for Small Sprocket (Number of Grooves and Pitch Diameter, Inches)											
	36 6.316	38 6.667	40 7.018	44 7.720	48 8.421	52 9.123	56 9.825	60 10.527	64 11.229	68 11.930	72 12.632	80 14.036
10	4.34	4.61	4.87	5.41	5.93	6.46	6.98	7.50	8.02	8.53	9.04	10.1
20	8.17	8.68	9.19	10.2	11.2	12.2	13.2	14.2	15.1	16.1	17.1	19.0
40	15.3	16.3	17.3	19.2	21.1	22.9	24.8	26.6	28.5	30.3	32.1	35.8
60	22.1	23.5	24.9	27.7	30.4	33.1	35.8	38.5	41.2	43.8	46.4	51.7
100	35.0	37.2	39.4	43.8	48.2	52.5	56.8	61.1	65.3	69.5	73.7	82.0
200	65.0	69.1	73.3	81.5	89.6	97.7	105.7	113.7	121.6	129.4	137.2	152.7
300	93.0	99.0	105.0	116.8	128.5	140.1	151.7	163.1	174.4	185.7	196.9	219.1
400	119.8	127.6	135.3	150.6	165.7	180.7	195.6	210.3	225.0	239.5	253.9	282.4
500	145.7	155.1	164.5	183.2	201.6	219.9	238.0	255.9	273.7	291.3	308.8	343.4
600	170.7	181.8	192.9	214.8	236.5	257.9	279.1	300.1	320.9	341.6	362.0	402.4
800	219.0	233.3	247.5	275.7	303.5	331.0	358.1	385.0	411.6	437.9	463.9	515.1
870	235.4	250.8	266.1	296.4	326.2	355.7	384.9	413.7	442.2	470.4	498.2	553.0
1000	265.2	282.6	299.8	333.9	367.6	400.7	433.5	465.8	497.7	529.2	560.3	621.2
1160	300.9	320.7	340.2	378.9	416.9	454.4	491.3	527.7	563.5	598.8	633.6	701.6
+1200	309.7	330.0	350.1	389.9	429.0	467.5	505.5	542.8	579.6	615.8	651.4	721.0
+1400	352.6	375.7	398.6	443.7	488.0	531.5	574.3	616.3	657.5	697.9	737.5	814.4
+1600	394.1	419.9	445.4	495.5	544.7	592.9	640.0	686.1	731.2	775.3	818.3	901.1
+1750	424.3	452.0	479.4	533.2	585.7	637.1	687.3	736.2	783.9	830.3	875.4	961.6
+1800	434.2	462.5	490.5	545.5	599.1	651.5	702.6	752.4	800.9	848.0	893.7	
+2000	473.1	503.7	534.0	593.4	651.3	707.5	762.1	815.0	866.2	915.7		
+2400	546.8	581.9	616.4	683.6	748.6	811.1	871.1					
+2800	615.4	654.3	692.3	765.9	836.2							
+3200	678.8	720.7	761.6	839.9								
+3600	736.7	781.0										
+4000												

+ Drives within this speed range may generate an objectionable noise level. This can be reduced by using commercially available acoustical damping material in the belt guard. Contact Gates for recommendations on any drive to be installed in a noise sensitive area.

Corrected Horsepower Rating = [Base Rating] x [Belt Length Correction Factor]

14MGT Belt Length Correction Factor

Pitch/Length Designation	No. of Teeth	Correction Factor	Pitch/Length Designation	No. of Teeth	Correction Factor
966-14MGT	69	0.80	3150-14MGT	225	1.05
1190-14MGT	85	0.80	3360-14MGT	240	1.10
1400-14MGT	100	0.90	3500-14MGT	250	1.10
1610-14MGT	115	0.90	3850-14MGT	275	1.10
1778-14MGT	127	0.95	4326-14MGT	309	1.10
1890-14MGT	135	0.95	4578-14MGT	327	1.10
2100-14MGT	150	1.00	4956-14MGT	354	1.10
2310-14MGT	165	1.00	5320-14MGT	380	1.10
2450-14MGT	175	1.00	5740-14MGT	410	1.10
2590-14MGT	185	1.05	6160-14MGT	440	1.10
2800-14MGT	200	1.05	6860-14MGT	490	1.10

Sprocket Combinations				Center Distance, Inches															
Driver		Driven		Speed Ratio	2000-20M	2500-20M	3400-20M	3800-20M	4200-20M	4600-20M	5000-20M	5200-20M	5400-20M	5600-20M	5800-20M	6000-20M	6200-20M	6400-20M	6600-20M
No. of Grooves	Pitch Diameter (Inches)	No. of Grooves	Pitch Diameter (Inches)		P.L. 78.740	P.L. 98.425	P.L. 133.858	P.L. 149.806	P.L. 163.354	P.L. 181.102	P.L. 196.850	P.L. 204.724	P.L. 212.598	P.L. 220.472	P.L. 228.346	P.L. 236.220	P.L. 244.094	P.L. 251.969	P.L. 259.843
34	8.522	34	8.522	1.000	25.98	35.83	53.54	61.42	68.29	77.16	85.04	88.98	92.91	96.85	100.79	104.72	108.66	112.60	116.54
36	9.023	36	9.023	1.000	25.20	35.04	52.76	60.63	68.50	76.38	84.25	88.19	92.13	96.06	100.00	103.94	107.87	111.81	115.75
38	9.524	38	9.524	1.000	24.41	34.25	51.97	59.84	67.72	75.59	83.46	87.40	91.34	95.28	99.21	103.15	107.09	111.02	114.96
40	10.025	40	10.025	1.000	23.62	33.47	51.18	59.06	66.93	74.80	82.68	86.61	90.55	94.49	98.43	102.36	106.30	110.24	114.17
44	11.028	44	11.028	1.000	22.05	31.89	49.61	57.48	65.35	73.23	81.10	85.04	88.98	92.91	96.85	100.79	104.72	108.66	112.60
48	12.031	48	12.031	1.000	20.47	30.31	48.03	55.90	63.78	71.65	79.53	83.46	87.40	91.34	95.27	99.21	103.15	107.09	111.02
52	13.033	52	13.033	1.000	18.90	28.74	46.46	54.33	62.20	70.08	77.95	81.89	85.83	89.76	93.70	97.64	101.57	105.51	109.45
56	14.036	56	14.036	1.000	17.32	27.16	44.88	52.76	60.63	68.50	76.38	80.31	84.25	88.19	92.13	96.06	100.00	103.94	107.87
60	15.038	60	15.038	1.000	15.75	25.59	43.31	51.18	59.06	66.93	74.80	78.74	82.68	86.61	90.55	94.49	98.43	102.36	106.30
64	16.041	64	16.041	1.000	14.18	24.02	41.73	49.61	57.48	65.35	73.23	77.16	81.10	85.04	89.00	92.91	96.85	100.79	104.72
68	17.043	68	17.043	1.000	12.60	22.44	40.16	48.03	55.91	63.78	71.65	75.59	79.53	83.46	87.40	91.34	95.28	99.21	103.15
72	18.046	72	18.046	1.000	11.02	20.87	38.58	46.46	54.33	62.20	70.08	74.02	77.95	81.89	85.83	89.76	93.70	97.64	101.57
80	20.051	80	20.051	1.000	9.45	19.30	37.01	44.88	52.76	60.63	68.50	72.44	76.37	80.31	84.25	88.19	92.13	96.06	100.00
90	22.557	90	22.557	1.000	8.88	18.73	36.44	44.09	51.97	59.84	67.71	71.65	75.59	79.53	83.46	87.40	91.34	95.27	99.21
38	9.524	40	10.025	1.053	24.01	33.86	51.57	59.45	67.32	75.20	83.07	87.01	90.94	94.88	98.82	102.76	106.69	110.63	114.57
36	9.023	38	9.524	1.056	24.80	34.64	52.36	60.24	68.11	75.98	83.86	87.79	91.73	95.67	99.61	103.54	107.48	111.42	115.35
34	8.522	36	9.023	1.059	25.59	35.43	53.15	61.02	68.90	76.77	84.64	88.58	92.52	96.46	100.39	104.33	108.27	112.20	116.14
68	17.043	72	18.046	1.059	18.10	27.95	45.67	53.54	61.42	69.29	77.16	81.10	85.04	88.97	92.91	96.85	100.79	104.72	108.66
52	13.033	56	14.036	1.077	19.68	29.52	47.24	55.12	62.99	70.86	78.74	82.68	86.61	90.55	94.49	98.43	102.36	106.30	110.24
48	12.031	52	13.033	1.083	21.83	31.10	48.82	56.69	64.56	72.44	80.31	84.25	88.19	92.13	96.06	100.00	103.94	107.87	111.81
44	11.028	48	12.031	1.091	22.83	32.67	50.39	58.27	66.14	74.01	81.89	85.83	89.76	93.70	97.64	101.57	105.51	109.45	113.39
40	10.025	44	11.028	1.100	24.20	34.25	51.97	59.84	67.71	75.59	83.46	87.40	91.34	95.27	99.21	103.15	107.09	111.02	114.96
36	9.023	40	10.025	1.111	25.19	35.04	52.95	60.83	68.70	76.58	84.46	88.39	92.32	96.25	100.18	104.11	108.04	111.97	115.90
72	18.046	80	20.051	1.111	25.19	35.04	52.95	60.83	68.70	76.58	84.46	88.39	92.32	96.25	100.18	104.11	108.04	111.97	115.90
34	8.522	38	9.524	1.118	25.19	35.04	52.95	60.83	68.70	76.58	84.46	88.39	92.32	96.25	100.18	104.11	108.04	111.97	115.90
64	16.041	72	18.046	1.125	22.42	32.42	50.14	58.02	65.90	73.77	81.65	85.58	89.51	93.44	97.37	101.30	105.23	109.16	113.09
80	20.051	90	22.557	1.125	22.42	32.42	50.14	58.02	65.90	73.77	81.65	85.58	89.51	93.44	97.37	101.30	105.23	109.16	113.09
60	15.038	68	17.043	1.133	24.00	34.00	51.72	59.60	67.48	75.36	83.24	87.17	91.10	95.03	98.97	102.90	106.83	110.76	114.69
56	14.036	64	16.041	1.143	23.57	33.57	51.29	59.17	67.05	74.93	82.81	86.74	90.67	94.60	98.53	102.46	106.39	110.32	114.25
52	13.033	60	15.038	1.154	17.29	27.15	44.87	52.75	60.62	68.50	76.38	80.31	84.25	88.18	92.12	96.06	100.00	103.93	107.87
48	12.031	56	14.036	1.158	23.22	33.06	50.78	58.66	66.53	74.41	82.28	86.22	90.15	94.09	98.03	101.97	105.90	109.84	113.78
38	9.524	44	11.028	1.168	18.87	28.72	46.45	54.32	62.20	70.07	77.95	81.88	85.82	89.76	93.69	97.63	101.57	105.51	109.44
48	12.031	56	14.036	1.167	24.79	34.64	52.36	60.23	68.11	75.98	83.85	87.79	91.73	95.67	99.60	103.54	107.48	111.42	115.35
34	8.522	40	10.025	1.176	24.79	34.64	52.36	60.23	68.11	75.98	83.85	87.79	91.73	95.67	99.60	103.54	107.48	111.42	115.35
68	17.043	80	20.051	1.176	20.45	30.30	47.77	55.64	63.52	71.40	79.28	83.21	87.15	91.09	95.03	98.96	102.89	106.82	110.75
44	11.028	52	13.033	1.182	20.45	30.30	47.77	55.64	63.52	71.40	79.28	83.21	87.15	91.09	95.03	98.96	102.89	106.82	110.75
44	11.028	52	13.033	1.182	20.45	30.30	47.77	55.64	63.52	71.40	79.28	83.21	87.15	91.09	95.03	98.96	102.89	106.82	110.75
40	10.025	48	12.031	1.200	22.02	31.87	49.60	57.47	65.35	73.22	81.10	85.03	88.97	92.91	96.85	100.78	104.72	108.66	112.60
60	15.038	72	18.046	1.200	23.18	33.18	50.92	58.80	66.67	74.55	82.43	86.36	90.29	94.22	98.15	102.08	106.01	110.94	114.87
56	14.036	68	17.043	1.214	24.76	34.76	52.49	60.37	68.25	76.12	84.00	87.94	91.88	95.81	99.74	103.67	107.60	111.53	115.46
36	9.023	44	11.028	1.222	23.60	33.45	51.17	59.05	66.92	74.80	82.67	86.61	90.55	94.49	98.43	102.36	106.29	110.23	114.17
52	13.033	64	16.041	1.231	16.47	26.33	44.07	51.95	59.82	67.70	75.58	79.51	83.45	87.39	91.33	95.26	99.20	103.14	107.08
90	22.557	112	28.071	1.244	0.80	0.85	0.95	34.93	42.83	50.71	58.60	62.54	66.48	70.42	74.36	78.30	82.24	86.18	90.12
				Length Factor*	1.00	1.05	1.10	1.15	1.20	1.25	1.30	1.35	1.40	1.45	1.50	1.55	1.60	1.65	1.70

20mm Pitch PowerGrip® HTD® Belts Drive Selection Table

Sprocket Combinations				Center Distance, Inches																Length Factor*					
Driver		Driven		No. of Grooves	Pitch Diameter (Inches)	No. of Grooves	Pitch Diameter (Inches)	Speed Ratio	2000-20M P.L. 78.740	2500-20M P.L. 98.425	3400-20M P.L. 133.858	3800-20M P.L. 149.606	4200-20M P.L. 165.354	4600-20M P.L. 181.102	5000-20M P.L. 196.860	5200-20M P.L. 204.724	5400-20M P.L. 212.598	5600-20M P.L. 220.472	5800-20M P.L. 228.346		6000-20M P.L. 236.220	6200-20M P.L. 244.094	310 teeth P.L. 251.969	320 teeth P.L. 258.843	
No. of Grooves	Pitch Diameter (Inches)	No. of Grooves	Pitch Diameter (Inches)																						
48	12.031	60	15.038	1.250	18.05	27.91	45.64	53.52	61.40	69.27	77.15	81.09	85.03	88.96	92.90	96.84	100.78	104.71	108.65	112.59	116.53	120.47	124.41	128.35	132.29
64	16.041	80	20.051	1.250	20.77	30.41	38.53	46.41	54.29	62.17	70.05	73.99	77.93	81.86	85.80	89.74	93.68	97.62	101.56	105.50	109.44	113.38	117.32	121.26	125.20
72	18.046	90	22.557	1.250		32.26	34.97	42.85	50.74	58.62	66.50	70.44	74.38	78.31	82.25	86.19	90.13	94.07	98.01	101.95	105.89	109.83	113.77	117.71	121.65
38	9.524	48	12.031	1.263	22.41		49.98	57.86	65.74	73.61	81.49	85.42	89.36	93.30	97.24	101.17	105.11	109.05	112.99	116.93	120.87	124.81	128.75	132.69	136.63
44	11.028	56	14.036	1.273	19.63	29.49	47.22	55.10	62.97	70.85	78.73	82.66	86.60	90.54	94.48	98.41	102.35	106.29	110.23	114.17	118.11	122.05	125.99	129.93	133.87
56	14.036	72	18.046	1.286	23.93	33.83	41.68	49.57	57.44	65.32	73.20	77.14	81.08	85.02	88.95	92.89	96.83	100.77	104.71	108.65	112.59	116.53	120.47	124.41	128.35
34	8.522	44	11.028	1.294	23.98		51.56	59.44	67.31	75.19	83.06	87.00	90.94	94.87	98.81	102.75	106.69	110.63	114.56	118.50	122.44	126.38	130.32	134.26	138.20
40	10.025	52	13.033	1.300	21.21	31.07	48.80	56.67	64.55	72.43	80.30	84.24	88.18	92.11	96.05	99.99	103.93	107.86	111.80	115.74	119.68	123.62	127.56	131.50	135.44
52	13.033	68	17.043	1.308	25.51		43.26	51.14	59.02	66.90	74.78	78.71	82.65	86.59	90.53	94.47	98.40	102.34	106.28	110.22	114.16	118.10	122.04	125.98	129.92
68	17.043	90	22.557	1.324	22.78	32.64	50.37	58.25	66.12	74.00	81.88	85.81	89.75	93.69	97.63	101.56	105.50	109.44	113.38	117.32	121.26	125.20	129.14	133.08	137.02
36	9.023	48	12.031	1.333	17.21		44.84	52.72	60.60	68.47	76.35	80.29	84.23	88.17	92.10	96.04	99.98	103.92	107.86	111.80	115.74	119.68	123.62	127.56	131.50
48	12.031	64	16.041	1.333	21.51	27.09	44.29	52.18	60.06	67.94	75.82	79.76	83.70	87.64	91.58	95.52	99.46	103.40	107.34	111.28	115.22	119.16	123.10	127.04	130.98
60	15.038	80	20.051	1.333	21.51		39.29	47.18	55.06	62.94	70.82	74.76	78.70	82.64	86.58	90.52	94.46	98.40	102.34	106.28	110.22	114.16	118.10	122.04	125.98
44	11.028	60	15.038	1.364	18.79	28.67	46.41	54.29	62.17	70.05	77.93	81.87	85.80	89.74	93.68	97.62	101.56	105.49	109.43	113.37	117.31	121.25	125.19	129.13	133.07
38	9.524	52	13.033	1.368	21.58	31.45	49.18	57.06	64.94	72.81	80.69	84.63	88.57	92.50	96.44	100.38	104.32	108.25	112.19	116.13	120.07	124.01	127.95	131.89	135.83
52	13.033	72	18.046	1.385	24.68	24.68	42.45	50.33	58.21	66.09	73.97	77.91	81.85	85.79	89.73	93.67	97.61	101.54	105.48	109.42	113.36	117.30	121.24	125.18	129.12
40	10.025	56	14.036	1.400	20.37	30.25	47.99	55.87	63.75	71.63	79.50	83.44	87.38	91.32	95.25	99.19	103.13	107.07	111.01	114.95	118.89	122.83	126.77	130.71	134.65
80	20.051	112	28.071	1.400			28.85	36.79	44.70	52.60	60.50	64.44	68.39	72.33	76.27	80.21	84.16	88.10	92.04	95.98	99.92	103.86	107.80	111.74	115.68
64	16.041	90	22.557	1.406	23.16	33.02	50.76	58.63	66.51	74.39	82.26	86.20	90.14	94.08	98.02	101.95	105.89	109.83	113.77	117.71	121.65	125.59	129.53	133.47	137.41
34	8.522	48	12.031	1.412			44.02	51.91	59.79	67.67	75.55	79.49	83.43	87.37	91.30	95.24	99.18	103.12	107.06	110.99	114.93	118.87	122.81	126.75	130.69
48	12.031	68	17.043	1.417	16.34	26.26	44.02	51.91	59.79	67.67	75.55	79.49	83.43	87.37	91.30	95.24	99.18	103.12	107.06	110.99	114.93	118.87	122.81	126.75	130.69
56	14.036	80	20.051	1.429	22.24	22.24	40.04	47.93	55.82	63.71	71.59	75.53	79.47	83.41	87.35	91.29	95.23	99.17	103.11	107.05	110.99	114.93	118.87	122.81	126.75
36	9.023	52	13.033	1.444	21.96	31.83	49.57	57.45	65.32	73.20	81.08	85.02	88.95	92.89	96.83	100.77	104.71	108.64	112.58	116.52	120.46	124.40	128.34	132.28	
44	11.028	64	16.041	1.455	17.93	27.84	45.60	53.48	61.37	69.25	77.12	81.06	85.00	88.94	92.88	96.82	100.76	104.69	108.63	112.57	116.51	120.45	124.39	128.33	
38	9.524	56	14.036	1.474	20.74	30.63	48.37	56.25	64.13	72.01	79.89	83.83	87.77	91.70	95.64	99.58	103.52	107.46	111.39	115.33	119.27	123.21	127.15	131.09	
40	10.025	60	15.038	1.500	19.52	29.42	47.18	55.06	62.94	70.82	78.70	82.64	86.58	90.52	94.46	98.40	102.33	106.27	110.21	114.15	118.09	122.03	125.97	129.91	
48	12.031	72	18.046	1.500		25.41	43.20	51.09	58.98	66.86	74.74	78.68	82.62	86.56	90.50	94.44	98.38	102.32	106.26	110.20	114.14	118.08	122.02	125.96	129.90
60	15.038	90	22.557	1.500	22.557	31.21	49.00	56.89	64.78	72.67	80.56	84.50	88.44	92.38	96.32	100.26	104.20	108.14	112.08	116.02	119.96	123.90	127.84	131.78	135.72
34	8.522	52	13.033	1.529	22.33	32.20	49.95	57.83	65.71	73.59	81.46	85.40	89.34	93.28	97.22	101.16	105.09	109.03	112.97	116.91	120.85	124.79	128.73	132.67	136.61
52	13.033	80	20.051	1.538		22.96	40.79	48.69	56.58	64.47	72.36	76.30	80.24	84.18	88.12	92.06	96.00	99.94	103.88	107.82	111.76	115.70	119.64	123.58	127.52
44	11.028	68	17.043	1.545	17.06	27.00	44.78	52.67	60.56	68.44	76.32	80.26	84.20	88.14	92.08	96.02	99.95	103.89	107.83	111.77	115.71	119.65	123.59	127.53	131.47
36	9.023	56	14.036	1.556	21.11	31.00	48.75	56.64	64.52	72.40	80.28	84.21	88.15	92.09	96.03	99.97	103.91	107.84	111.78	115.72	119.66	123.60	127.54	131.48	135.42
72	18.046	112	28.071	1.556			30.29	38.25	46.18	54.10	62.00	65.95	69.90	73.85	77.79	81.74	85.68	89.62	93.57	97.51	101.45	105.39	109.33	113.27	117.21
38	9.524	60	15.038	1.579	19.89	29.79	47.56	55.44	63.33	71.21	79.09	83.03	86.96	90.90	94.84	98.78	102.72	106.66	110.60	114.54	118.48	122.42	126.36	130.30	134.24
40	10.025	64	16.041	1.600	18.65	28.58	46.36	54.25	62.13	70.01	77.89	81.83	85.77	89.71	93.65	97.59	101.53	105.47	109.41	113.35	117.29	121.23	125.17	129.11	133.05
90	22.557	144	36.092	1.600																					
56	14.036	90	22.557	1.607	20.02		37.95	45.86	53.77	61.66	69.55	73.50	77.44	81.38	85.33	89.27	93.21	97.15	101.09	105.03	108.97	112.91	116.85	120.79	124.73
44	11.028	72	18.046	1.636	16.15	26.14	43.95	51.85	59.74	67.63	75.51	79.45	83.39	87.33	91.27	95.21	99.15	103.09	107.03	110.97	114.91	118.85	122.79	126.73	130.67
34	8.522	56	14.036	1.647	21.48	31.37	49.13	57.02	64.90	72.78	80.66	84.60	88.54	92.48	96.42	100.36	104.29	108.23	112.17	116.11	120.05	123.99	127.93	131.87	135.81
68	17.043	112	28.071	1.647			31.00	38.98	46.92	54.84	62.75	66.70	70.65	74.60	78.55	82.49	86.44	90.38	94.33	98.27	102.21	106.15	110.09	114.03	117.97
36	9.023	60	15.038	1.667	20.25	30.16	47.94	55.82	63.71	71.59	79.47	83.41	87.35	91.29	95.23	99.17	103.11	107.04	110.98	114.92	118.86	122.80	126.74	130.68	134.62
48	12.031	80	20.051	1.667		23.67	41.54	49.44	57.34	65.23	73.12	77.06	81.00	84.95	88.89	92.83	96.77	100.71	104.65	108.59	112.53	116.47	120.41	124.35	128.29
38	9.524	64	16.041	1.684	19.01	28.95	46.74	54.63	62.51	70.40	78.28	82.22	86.16	90.10	94.04	97.98	101.92	105.86	109.79	113.73	117.67	121.61	125.55	129.49	133.43
40	10.025	68	17.043	1.700	17.76	27.73	45.53	53.43	61.32	69.20	77.09	81.03	84.97	88.91	92.85	96.79	100.73	104.67	108.61	112.55	116.49	120.43	124.37	128.31	132.25
					0.80	0.85	0.95																	1.1	

*This length correction factor must be used to determine the proper belt width.

Center Distance is greater than eight times the small diameter and the large sprocket is not flanged. See Engineering Section 1-10, Use of Flanged Sprockets, on page 173.

Sprocket Combinations				Center Distance, Inches															
Driver		Driven		Speed Ratio	2000-20M P.L. 78.740	2500-20M P.L. 98.425	3400-20M P.L. 133.858	3800-20M P.L. 149.806	4200-20M P.L. 166.544	4600-20M P.L. 181.102	5000-20M P.L. 196.850	5200-20M P.L. 204.224	5400-20M P.L. 212.998	5600-20M P.L. 220.472	5800-20M P.L. 228.346	6000-20M P.L. 236.220	6200-20M P.L. 244.094	6400-20M P.L. 251.969	6600-20M P.L. 259.843
No. of Grooves	Pitch Diameter (Inches)	No. of Grooves	Pitch Diameter (Inches)		100 teeth	125 teeth	170 teeth	190 teeth	210 teeth	230 teeth	250 teeth	260 teeth	270 teeth	280 teeth	290 teeth	300 teeth	310 teeth	320 teeth	
52	13.033	90	22.557	1.731	20.71	38.68	46.61	54.52	62.42	70.31	74.26	78.20	82.15	86.09	90.03	93.97	97.92	101.86	
64	16.041	112	28.071	1.750		31.71	39.70	47.65	55.58	63.49	67.45	71.40	75.35	79.30	83.25	87.19	91.14	95.09	
34	8.522	60	15.038	1.765	20.61	30.53	38.52	46.49	54.46	62.43	70.40	78.37	86.34	94.31	102.28	110.25	118.22	126.19	
36	9.023	64	16.041	1.778	19.37	29.32	37.29	45.26	53.23	61.20	69.17	77.14	85.11	93.08	101.05	109.02	116.99	124.96	
38	9.524	68	17.043	1.789	18.11	28.09	36.06	44.03	52.00	60.00	67.97	75.94	83.91	91.88	99.85	107.82	115.79	123.76	
40	10.025	72	18.046	1.800	16.84	26.87	34.84	42.81	50.78	58.75	66.72	74.69	82.66	90.63	98.60	106.57	114.54	122.51	
80	20.051	144	36.092	1.800			29.62	37.59	45.56	53.53	61.50	69.47	77.44	85.41	93.38	101.35	109.32	117.29	
44	11.028	80	20.051	1.818	24.38	42.28	50.19	58.10	66.07	74.04	82.01	90.00	97.97	105.94	113.91	121.88	129.85	137.82	
60	15.038	112	28.071	1.867		32.41	40.42	48.38	56.32	64.24	72.15	80.05	87.95	95.84	103.75	111.66	119.57	127.48	
90	22.557	168	42.107	1.867															
48	12.031	90	22.557	1.875	21.40	39.41	47.34	55.26	63.17	71.06	75.01	78.96	82.90	86.85	90.79	94.74	98.68	102.62	
34	8.522	64	16.041	1.882	19.72	29.68	37.59	45.50	53.41	61.32	69.23	77.14	85.05	92.96	100.87	108.78	116.69	124.60	
36	9.023	68	17.043	1.889	18.46	28.46	36.37	44.28	52.19	60.10	68.01	75.92	83.83	91.74	99.65	107.56	115.47	123.38	
38	9.524	72	18.046	1.895	17.19	27.22	35.13	43.04	50.95	58.86	66.77	74.68	82.59	90.50	98.41	106.32	114.23	122.14	
34	8.522	68	17.043	2.000	18.81	28.82	36.73	44.64	52.55	60.46	68.37	76.28	84.19	92.10	100.01	107.92	115.83	123.74	
36	9.023	72	18.046	2.000	17.53	27.58	35.49	43.40	51.31	59.22	67.13	75.04	82.95	90.86	98.77	106.68	114.59	122.50	
40	10.025	80	20.051	2.000		25.09	33.00	40.91	48.82	56.73	64.64	72.55	80.46	88.37	96.28	104.19	112.10	120.01	
56	14.036	112	28.071	2.000		33.11	41.02	48.93	56.84	64.75	72.66	80.57	88.48	96.39	104.30	112.21	120.12	128.03	
72	18.046	144	36.092	2.000			30.96	38.87	46.78	54.69	62.60	70.51	78.42	86.33	94.24	102.15	110.06	117.97	
44	11.028	90	22.557	2.045		22.08	30.00	37.91	45.82	53.73	61.64	69.55	77.46	85.37	93.28	101.19	109.10	117.01	
80	20.051	168	42.107	2.100			31.93	39.80	47.87	55.88	63.79	71.70	79.61	87.52	95.43	103.34	111.25	119.16	
38	9.524	80	20.051	2.105	17.87	25.44	33.35	41.26	49.17	57.08	64.99	72.90	80.81	88.72	96.63	104.54	112.45	120.36	
34	8.522	72	18.046	2.118		27.94	35.85	43.76	51.67	59.58	67.49	75.40	83.31	91.22	99.13	107.04	114.95	122.86	
68	17.043	144	36.092	2.118			31.63	39.80	47.87	55.88	63.79	71.70	79.61	87.52	95.43	103.34	111.25	119.16	
90	22.557	192	48.122	2.133															
52	13.033	112	28.071	2.154			33.81	41.84	49.83	57.78	65.71	73.63	81.54	89.45	97.36	105.27	113.18	121.09	
36	9.023	80	20.051	2.222		25.79	33.70	41.61	49.52	57.43	65.34	73.25	81.16	89.07	96.98	104.89	112.80	120.71	
40	10.025	90	22.557	2.250		22.75	30.66	38.57	46.48	54.39	62.30	70.21	78.12	86.03	93.94	101.85	109.76	117.67	
64	16.041	144	36.092	2.250			32.29	40.48	48.57	56.59	64.57	72.53	80.48	88.44	96.39	104.30	112.21	120.12	
48	12.031	112	28.071	2.333			34.50	42.55	50.54	58.50	66.44	70.41	74.37	78.33	82.29	86.24	90.19	94.15	
72	18.046	168	42.107	2.333				33.23	41.55	49.72	57.80	61.82	65.83	69.83	73.82	77.81	81.79	85.76	
34	8.522	80	20.051	2.363	15.87		44.11	52.04	59.96	67.86	75.76	79.71	83.66	87.61	91.55	95.49	99.44	103.38	
38	9.524	90	22.557	2.368		23.09	41.22	49.17	57.11	65.03	72.94	76.89	80.84	84.79	88.74	92.68	96.63	100.58	
60	15.038	144	36.092	2.400				32.95	41.17	49.26	57.30	61.30	65.29	69.28	73.26	77.23	81.21	85.18	
80	20.051	192	48.122	2.400															
90	22.557	216	54.138	2.400															
68	17.043	168	42.107	2.471															
36	9.023	90	22.557	2.500		23.43	41.57	49.54	57.48	65.40	73.31	77.26	81.21	85.16	89.11	93.06	97.01	100.95	
44	11.028	112	28.071	2.545			35.18	43.25	51.26	59.23	67.18	71.14	75.11	79.07	83.03	86.98	90.94	94.89	
56	14.036	144	36.092	2.571				33.61	41.84	49.96	58.00	62.01	66.01	70.00	73.98	77.96	81.93	85.91	
64	16.041	168	42.107	2.625															
34	8.522	90	22.557	2.647		23.76	41.93	49.90	57.84	65.77	73.68	77.64	81.59	85.54	89.49	93.44	97.38	101.33	
72	18.046	192	48.122	2.667															
80	20.051	216	54.138	2.700	0.80	0.85	0.95		1.0		1.05	1.1							
				Length Factor*															

*This length correction factor must be used to determine the proper belt width.

Center Distance is greater than eight times the small diameter and the large sprocket is not flanged. See Engineering Section I-10, Use of Flanged Sprockets, on page 173.

20mm Pitch PowerGrip® HTD® Belts Drive Selection Table

Sprocket Combinations				Center Distance, Inches															
Driver		Driven		Speed Ratio	2000-20M	2500-20M	3400-20M	4200-20M	4600-20M	5000-20M	5200-20M	5400-20M	5600-20M	5800-20M	6000-20M	6200-20M	6400-20M	6600-20M	
No. of Grooves	Pitch Diameter (Inches)	No. of Grooves	Pitch Diameter (Inches)		P.L. 78.740	P.L. 98.425	P.L. 133.858	P.L. 149.606	P.L. 165.354	P.L. 181.102	P.L. 196.850	P.L. 204.224	P.L. 212.598	P.L. 220.472	P.L. 228.346	P.L. 236.220	P.L. 244.094	P.L. 251.968	
52	13.033	144	36.092	2.769		25.72	34.26	42.52	50.65	58.71	62.72	66.72	70.71	74.70	78.68	82.66	86.63	90.60	
40	10.025	112	28.071	2.800		35.87	43.95	51.97	59.95	67.90	71.87	75.84	79.80	83.77	87.73	91.68	95.64	99.59	
60	15.038	168	42.107	2.800				35.16	43.55	51.76	55.83	59.88	63.92	67.94	71.95	75.96	79.95	83.95	
68	17.043	192	48.122	2.824					35.96	44.50	48.68	52.82	56.92	61.00	65.06	69.11	73.15	77.17	
38	9.524	112	28.071	2.947		36.21	44.30	52.33	60.31	68.27	72.24	76.21	80.17	84.13	88.09	92.05	96.01	99.96	
48	12.031	144	36.092	3.000		26.33	34.91	43.19	51.34	59.41	63.42	67.43	71.42	75.42	79.40	83.38	87.36	91.33	
56	14.036	168	42.107	3.000				35.79	44.21	52.44	56.52	60.57	64.61	68.64	72.66	76.66	80.67	84.66	
64	16.041	192	48.122	3.000					36.58	45.15	49.34	53.48	57.59	61.68	65.75	69.80	73.84	77.87	
72	18.046	216	54.138	3.000						37.27	41.70	46.02	50.27	54.46	58.62	62.74	66.84	70.92	
36	9.023	112	28.071	3.111		36.55	44.65	52.68	60.67	68.63	72.60	76.57	80.54	84.50	88.46	92.42	96.38	100.34	
68	17.043	216	54.138	3.176					37.20	37.88	42.32	46.66	50.91	55.12	59.28	63.41	67.52	71.60	
60	15.038	192	48.122	3.200						45.80	49.99	54.15	58.27	62.36	66.43	70.49	74.54	78.57	
52	13.033	168	42.107	3.231				36.43	44.87	53.12	57.20	61.26	65.30	69.34	73.36	77.37	81.38	85.37	
44	11.028	144	36.092	3.273		26.95	35.56	43.87	52.03	60.11	64.13	68.14	72.14	76.13	80.12	84.10	88.08	92.06	
34	8.522	112	28.071	3.294		36.89	45.00	53.03	61.03	68.99	72.97	76.94	80.90	84.87	88.83	92.79	96.75	100.71	
64	16.041	216	54.138	3.375						38.49	42.95	47.29	51.56	55.77	59.94	64.08	68.19	72.28	
56	14.036	192	48.122	3.429						46.44	50.65	54.81	58.94	63.04	67.12	71.18	75.23	79.26	
48	12.031	168	42.107	3.500		27.57	28.16	37.06	45.52	53.79	57.88	61.94	66.00	70.03	74.06	78.07	82.08	86.08	
40	10.025	144	36.092	3.600			36.21	44.54	52.71	60.80	64.83	68.84	72.85	76.84	80.84	84.82	88.81	92.78	
60	15.038	216	54.138	3.600						39.10	43.57	47.92	52.20	56.42	60.60	64.74	68.86	72.96	
52	13.033	192	48.122	3.692				38.44	47.09	55.47	59.60	63.71	67.80	71.86	75.92	79.96	83.99	88.01	
38	9.524	144	36.092	3.789		27.87	36.53	44.87	53.05	61.15	65.18	69.19	73.20	77.20	81.19	85.18	89.17	93.15	
44	11.028	168	42.107	3.818			28.76	37.69	46.18	54.46	58.56	62.63	66.68	70.73	74.76	78.78	82.79	86.79	
56	14.036	216	54.138	3.857						39.70	44.19	48.55	52.84	57.07	61.25	65.41	69.53	73.63	
36	9.023	144	36.092	4.000		28.18	36.86	45.20	53.39	61.50	65.53	69.54	73.55	77.56	81.55	85.54	89.53	93.51	
48	12.031	192	48.122	4.000				38.32	46.83	55.13	59.23	63.31	67.35	71.42	75.45	79.48	83.49	87.50	
52	13.033	216	54.138	4.154			29.36	38.32	46.83	55.13	59.23	63.31	67.37	71.42	75.45	79.48	83.49	87.50	
40	10.025	168	42.107	4.200				45.53	53.73	61.84	65.87	69.90	73.91	77.91	81.91	85.90	89.89	93.87	
34	8.522	144	36.092	4.235		28.48	37.18	45.53	53.73	61.84	65.87	69.90	73.91	77.91	81.91	85.90	89.89	93.87	
44	11.028	192	48.122	4.364			29.65	38.64	47.16	55.46	59.57	63.65	67.72	71.76	75.80	79.83	83.85	87.86	
38	9.524	168	42.107	4.421						55.46	59.57	63.65	67.72	71.76	75.80	79.83	83.85	87.86	
48	12.031	216	54.138	4.500						40.91	45.42	49.81	54.12	58.36	62.56	66.73	70.86	74.98	
36	9.023	168	42.107	4.667			29.95	38.95	47.48	55.80	59.91	63.99	68.06	72.11	76.15	80.18	84.20	88.21	
40	10.025	192	48.122	4.800				30.93	40.29	49.01	53.25	57.44	61.60	65.72	69.83	73.91	77.98	82.03	
44	11.028	216	54.138	4.909						41.51	46.04	50.44	54.75	59.01	63.22	67.39	71.53	75.65	
34	8.522	168	42.107	4.941			30.24	39.26	47.81	56.13	60.24	64.33	68.40	72.45	76.50	80.53	84.55	88.56	
38	9.524	192	48.122	5.053				31.22	40.60	49.32	53.57	57.77	61.93	66.06	70.16	74.25	78.32	82.38	
36	9.023	192	48.122	5.333				31.51	40.90	49.64	53.89	58.10	62.26	66.39	70.50	74.59	78.66	82.72	
40	10.025	216	54.138	5.400						42.11	46.65	51.06	55.39	59.65	63.87	68.05	72.19	76.32	
34	8.522	192	48.122	5.647				31.80	41.21	49.96	54.22	58.42	62.59	66.73	70.84	74.93	79.00	83.06	
38	9.524	216	54.138	5.684					32.56	42.41	46.96	51.38	55.71	59.97	64.19	68.37	72.53	76.65	
36	9.023	216	54.138	6.000					32.84	42.71	47.26	51.69	56.02	60.30	64.59	68.70	72.86	76.99	
34	8.522	216	54.138	6.353					33.12	43.01	47.57	52.00	56.34	60.62	64.84	69.03	73.19	77.32	
Length Factor*					0.80	0.85	0.95	1.0											
																		1.1	

*This length correction factor must be used to determine the proper belt width.

Center Distance is greater than eight times the small sprocket and the large sprocket is not flanged. See Engineering Section I-10, Use of Flanged Sprockets, on page 173.

20M PowerGrip® HTD® Power Rating Table — 115mm Belt Width

RPM of Faster Shaft	Base Rated Horsepower for Small Sprocket (Number of Grooves and Pitch Diameter, Inches)													
	34 8.522	36 9.023	38 9.524	40 10.026	44 11.028	48 12.031	52 13.033	56 14.036	60 15.038	64 16.041	68 17.043	72 18.046	80 20.051	90 22.557
10	3.1	3.3	3.5	3.8	4.2	4.6	4.9	5.3	5.6	5.9	6.2	6.5	7.1	7.7
20	6.2	6.6	7.1	7.5	8.3	9.1	9.9	10.6	11.2	11.8	12.4	13.0	14.1	15.5
30	9.3	9.9	10.6	11.3	12.5	13.7	14.8	15.9	16.8	17.7	18.6	19.5	21.2	23.2
40	12.4	13.2	14.1	15.0	16.7	18.2	19.7	21.2	22.5	23.6	24.8	26.0	28.2	30.9
50	15.4	16.6	17.7	18.8	20.8	22.8	24.6	26.5	28.1	29.6	31.0	32.4	35.3	38.7
60	18.5	19.9	21.2	22.5	25.0	27.3	29.6	31.8	33.7	35.5	37.2	38.9	42.3	46.4
80	24.7	26.5	28.3	30.0	33.4	36.4	39.4	42.5	44.9	47.3	49.6	51.9	56.4	61.8
100	30.9	33.1	35.3	37.5	41.7	45.5	49.3	53.1	56.1	59.1	62.0	64.8	70.4	77.2
150	46.3	49.7	53.0	56.2	62.5	68.2	73.9	79.5	84.1	88.5	92.9	97.1	105.5	115.6
200	61.7	66.2	70.6	74.9	83.3	90.9	98.4	105.9	112.0	117.9	123.6	129.3	140.4	153.7
300	89.5	95.7	102.1	108.5	121.8	135.4	144.3	152.9	161.3	169.6	177.7	185.6	201.0	219.3
400	112.7	120.5	128.3	136.3	152.7	169.5	180.4	190.8	201.0	210.9	220.6	230.0	248.1	269.4
500	134.4	143.5	152.7	162.1	181.3	200.9	213.4	225.4	236.9	248.1	259.0	269.4	289.3	312.1
600	154.7	165.0	175.5	186.1	207.8	229.9	243.8	256.9	269.5	281.6	293.1	304.2	324.8	347.7
730	179.3	191.1	203.0	215.0	239.5	264.4	279.5	293.6	307.0	319.6	331.5	342.6	362.5	383.0
800	191.8	204.3	216.8	229.5	255.4	281.5	297.0	311.4	324.9	337.5	349.2	360.0	378.7	396.6
870	203.8	216.9	230.1	243.4	270.4	297.5	313.4	327.9	341.3	353.7	365.0	375.1	391.9	406.3
970	220.1	234.0	248.0	262.0	290.4	318.8	334.7	349.0	362.0	373.6	383.8	392.5	405.4	
1170	249.9	265.0	280.1	295.2	325.4	352.2	370.2	382.8	393.3	401.7	407.8	411.7	412.1	
+1200	254.0	269.3	284.5	299.7	330.1	359.9	374.6	386.8	396.8	404.5	409.8	412.6	410.6	
+1460	286.2	302.2	318.0	333.6	363.9	392.9	403.4	410.1	413.1	412.3	407.6			
+1600	300.9	316.8	332.5	347.8	377.1	404.3	411.3	413.3	410.8					
+1750	314.4	330.1	345.2	359.8	387.1	411.4	413.3	409.2						
+2000	331.8	346.1	359.5	372.0	393.8	410.6								

20M PowerGrip® HTD® Power Rating Table — 170mm Belt Width

RPM of Faster Shaft	Base Rated Horsepower for Small Sprocket (Number of Grooves and Pitch Diameter, Inches)													
	34 8.522	36 9.023	38 9.524	40 10.026	44 11.028	48 12.031	52 13.033	56 14.036	60 15.038	64 16.041	68 17.043	72 18.046	80 20.051	90 22.557
10	4.8	5.1	5.5	5.8	6.5	7.1	7.7	8.2	8.7	9.2	9.6	10.1	11.0	12.0
20	9.6	10.3	11.0	11.7	13.0	14.1	15.3	16.5	17.4	18.4	19.3	20.2	21.9	24.0
30	14.4	15.4	16.5	17.5	19.4	21.2	23.0	24.7	26.2	27.5	28.9	30.2	32.9	36.0
40	19.2	20.6	21.9	23.3	25.9	28.3	30.6	33.0	34.9	36.7	38.5	40.3	43.8	48.0
50	24.0	25.7	27.4	29.1	32.4	35.3	38.3	41.2	43.6	45.9	48.2	50.4	54.7	60.0
60	28.8	30.9	32.9	34.9	38.9	42.4	45.9	49.4	52.3	55.1	57.8	60.5	65.7	72.0
80	38.4	41.1	43.9	46.6	51.8	56.5	61.2	65.9	69.7	73.4	77.0	80.6	87.6	96.0
100	48.0	51.4	54.9	58.2	64.7	70.6	76.5	82.4	87.1	91.7	96.3	100.7	109.4	119.9
150	71.9	77.1	82.2	87.3	97.1	105.9	114.7	123.5	130.6	137.5	144.2	150.9	163.9	179.6
200	95.9	102.8	109.6	116.4	129.3	141.1	152.8	164.5	173.9	183.1	192.0	200.8	218.0	238.8
300	139.1	148.7	158.5	168.5	189.1	210.3	224.1	237.5	250.6	263.4	276.0	288.3	312.2	340.9
400	175.1	187.1	199.3	211.7	237.2	263.3	280.2	296.5	312.3	327.8	342.8	357.5	385.7	418.9
500	208.7	222.8	237.2	251.8	281.6	312.2	331.6	350.3	368.3	385.7	402.6	419.0	450.1	485.9
600	240.3	256.3	272.6	289.2	322.9	357.4	378.9	399.4	419.1	438.0	456.1	473.4	505.8	542.0
730	278.6	296.9	315.4	334.2	372.3	411.1	434.7	456.8	477.7	497.6	516.3	533.8	565.5	598.4
800	298.1	317.5	337.1	356.9	397.1	437.8	462.1	484.7	506.0	525.9	544.4	561.5	591.4	620.6
870	316.9	337.2	357.8	378.5	420.6	463.0	487.8	510.6	531.8	551.4	569.4	585.6	612.9	637.0
970	342.3	363.9	385.7	407.6	451.9	496.3	521.4	544.1	564.7	583.2	599.6	613.8	635.5	
1170	388.8	412.4	436.1	459.7	507.0	553.8	577.7	598.0	615.2	629.1	639.7	646.9	650.4	
+1200	395.3	419.1	443.0	466.8	514.4	561.3	584.8	604.6	620.9	633.9	643.3	649.0	648.9	
+1460	446.0	471.1	496.0	520.5	568.5	614.4	632.0	643.7	650.0	650.7	645.4			
+1600	469.3	494.5	519.2	543.4	590.1	633.6	646.0	651.0	649.2					
+1750	490.9	515.7	539.8	563.1	607.0	646.4	651.4							
+2000	519.2	542.2	563.9	584.2	620.2	648.8								

Shaded area indicates drive conditions where reduced service life can be expected.

+ Drives within this speed range may generate an objectionable noise level. This can be reduced by using commercially available acoustical damping material in the belt guard. Contact Gates for recommendations on any drive to be installed in a noise sensitive area.

$$\text{Corrected Horsepower Rating} = [\text{Base Rating}] \times [\text{Belt Length Correction Factor}]$$

20M PowerGrip® HTD® Power Rating Table — 230mm Belt Width

RPM of Faster Shaft	Base Rated Horsepower for Small Sprocket (Number of Grooves and Pitch Diameter, Inches)											
	38 9.524	40 10.026	44 11.028	48 12.031	52 13.033	56 14.036	60 15.038	64 16.041	68 17.043	72 18.046	80 20.051	90 22.557
10	7.6	8.1	9.0	9.8	10.6	11.4	12.1	12.7	13.4	14.0	15.2	16.7
20	15.2	16.2	18.0	19.6	21.3	22.9	24.2	25.5	26.7	28.0	30.4	33.4
30	22.9	24.3	27.0	29.4	31.9	34.3	36.3	38.2	40.1	42.0	45.6	50.0
40	30.5	32.3	36.0	39.2	42.5	45.8	48.4	51.0	53.5	56.0	60.8	66.7
50	38.1	40.4	45.0	49.1	53.1	57.2	60.5	63.7	66.9	70.0	76.0	83.4
60	45.7	48.5	53.9	58.9	63.8	68.7	72.6	76.5	80.2	83.9	91.2	100.0
80	60.9	64.7	71.9	78.5	85.0	91.5	96.8	101.9	106.9	111.9	121.6	133.3
100	76.2	80.9	89.9	98.1	106.2	114.4	121.0	127.4	133.6	139.8	151.9	166.5
150	114.2	121.2	134.8	147.1	159.3	171.5	181.3	190.9	200.3	209.5	227.5	249.3
200	152.2	161.6	179.6	195.9	212.2	228.4	241.5	254.2	266.6	278.9	302.8	331.6
300	220.1	234.0	262.6	291.9	311.2	329.8	348.0	365.8	383.3	400.4	433.6	473.4
400	276.7	294.0	329.4	365.7	389.1	411.7	433.7	455.2	476.1	496.5	535.8	582.0
500	329.4	349.6	391.1	433.6	460.6	486.5	511.6	535.8	559.4	582.1	625.4	675.4
600	378.6	401.6	448.5	496.4	526.4	554.8	582.2	608.6	633.8	658.0	703.3	753.9
730	438.1	464.2	517.3	571.1	604.0	634.8	664.1	691.8	717.9	742.5	786.9	833.3
800	468.2	495.8	551.7	608.3	642.3	673.8	703.5	731.3	757.2	781.3	823.5	865.0
870	497.0	525.9	584.4	643.4	678.1	710.0	739.7	767.2	792.4	815.3	854.0	888.7
970	536.0	566.5	628.1	690.0	725.1	756.8	785.7	811.8	835.0	855.3	886.5	
+1170	606.2	639.2	705.2	770.5	804.1	832.8	857.2	877.2	892.7	903.4	910.3	
+1200	615.9	649.1	715.5	781.1	814.2	842.1	865.4	884.1	898.0	906.8	908.9	
+1460	690.1	724.4	791.7	856.2	881.4	898.6	908.5	910.7	904.9			
+1600	722.8	756.8	822.4	883.7	902.0	910.3	909.3					
+1750	752.1	784.8	846.8	902.7	911.1	907.2						
+2000	786.8	815.7	867.2	908.7								

20M PowerGrip® HTD® Power Rating Table — 290mm Belt Width

RPM of Faster Shaft	Base Rated Horsepower for Small Sprocket (Number of Grooves and Pitch Diameter, Inches)							
	52 13.033	56 14.036	60 15.038	64 16.041	68 17.043	72 18.046	80 20.051	90 22.557
10	13.6	14.6	15.5	16.3	17.1	17.9	19.5	21.3
20	27.2	29.3	31.0	32.6	34.2	35.8	38.9	42.7
30	40.8	43.9	46.5	48.9	51.3	53.7	58.4	64.0
40	54.4	58.6	62.0	65.2	68.5	71.6	77.8	85.4
50	68.0	73.2	77.5	81.5	85.6	89.5	97.3	106.7
60	81.6	87.9	92.9	97.8	102.7	107.4	116.7	128.0
80	108.8	117.1	123.9	130.4	136.9	143.2	155.6	170.6
100	136.0	146.4	154.8	163.0	171.0	178.9	194.4	213.1
150	203.8	219.4	232.1	244.3	256.3	268.1	291.2	319.1
200	271.6	292.3	309.1	325.3	341.2	356.9	387.5	424.4
300	398.2	422.1	445.4	468.2	490.6	512.5	555.0	606.0
400	498.1	527.0	555.2	582.6	609.4	635.6	685.8	745.2
500	589.6	622.7	654.8	686.0	716.1	745.3	800.8	864.9
600	673.8	710.3	745.4	779.2	811.6	842.6	900.7	965.8
730	773.3	812.8	850.4	885.9	919.5	951.1	1008.3	1068.3
800	822.4	862.9	901.0	936.7	970.1	1001.1	1055.6	1109.4
870	868.4	909.4	947.5	982.9	1015.3	1044.9	1095.1	1140.4
+970	928.8	969.6	1006.8	1040.5	1070.5	1096.7	1137.6	
+1170	1030.5	1067.5	1099.2	1125.3	1145.6	1160.0	1170.3	
+1200	1043.5	1079.6	1110.0	1134.4	1152.7	1164.7	1168.8	
+1460	1130.8	1153.6	1167.0	1170.7	1164.3			
+1600	1158.0	1169.6	1169.4					
+1750	1170.9	1167.0						

 Shaded area indicates drive conditions where reduced service life can be expected.

+ Drives within this speed range may generate an objectionable noise level. This can be reduced by using commercially available acoustical damping material in the belt guard. Contact Gates for recommendations on any drive to be installed in a noise sensitive area.

$$\text{Corrected Horsepower Rating} = [\text{Base Rating}] \times [\text{Belt Length Correction Factor}]$$

20M Belt Length Correction Factor

Pitch/Length Designation	No. of Teeth	Correction Factor	Pitch/Length Designation	No. of Teeth	Correction Factor
2000-20M	100	0.80	5400-20M	270	1.05
2500-20M	125	0.85	5600-20M	280	1.05
3400-20M	170	0.95	5800-20M	290	1.10
3800-20M	190	1.00	6000-20M	300	1.10
4200-20M	210	1.00	6200-20M	310	1.10
4600-20M	230	1.00	6400-20M	320	1.10
5000-20M	250	1.05	6600-20M	330	1.10
5200-20M	260	1.05			

20M PowerGrip® HTD® Power Rating Table — 340mm Belt Width

RPM of Faster Shaft	Base Rated Horsepower for Small Sprocket (Number of Grooves and Pitch Diameter, Inches)							
	52 13.033	56 14.036	60 15.038	64 16.041	68 17.043	72 18.046	80 20.051	90 22.557
10	16.1	17.3	18.3	19.3	20.2	21.2	23.0	25.2
20	32.2	34.6	36.6	38.6	40.5	42.3	46.0	50.5
30	48.2	51.9	54.9	57.8	60.7	63.5	69.0	75.7
40	64.3	69.3	73.3	77.1	80.9	84.7	92.0	100.9
50	80.4	86.6	91.6	96.4	101.2	105.8	115.0	126.1
60	96.5	103.9	109.9	115.7	121.4	127.0	138.0	151.3
80	128.6	138.5	146.5	154.2	161.8	169.3	183.9	201.7
100	160.7	173.1	183.0	192.7	202.2	211.5	229.8	252.0
150	241.0	259.4	274.4	288.8	303.0	316.9	344.2	377.2
200	321.1	345.6	365.4	384.6	403.4	421.9	458.1	501.7
300	470.8	499.0	526.5	553.5	580.0	605.9	656.2	716.5
400	588.8	623.0	656.4	688.9	720.5	751.4	810.9	881.1
500	697.0	736.2	774.2	811.1	846.7	881.2	946.9	1022.9
+600	796.7	839.8	881.4	921.3	959.7	996.5	1065.3	1142.4
+730	914.4	961.2	1005.6	1047.7	1087.5	1125.0	1192.8	1264.1
+800	972.5	1020.4	1065.6	1108.0	1147.5	1184.2	1248.9	1313.1
+870	1027.0	1075.5	1120.7	1162.6	1201.2	1236.3	1296.0	1350.1
+970	1098.5	1146.9	1191.1	1231.0	1266.7	1297.9	1346.7	
+1170	1219.1	1263.2	1300.9	1332.0	1356.4	1373.8	1386.9	
+1200	1234.6	1277.5	1313.7	1342.9	1364.9	1379.5	1385.4	
+1460	1338.6	1366.0	1382.4	1387.4	1380.5			
+1600	1371.4	1385.7	1386.1					
+1750	1387.3	1383.5						

+ Drives within this speed range may generate an objectionable noise level. This can be reduced by using commercially available acoustical damping material in the belt guard. Contact Gates for recommendations on any drive to be installed in a noise sensitive area.

Corrected Horsepower Rating = [Base Rating] x [Belt Length Correction Factor]

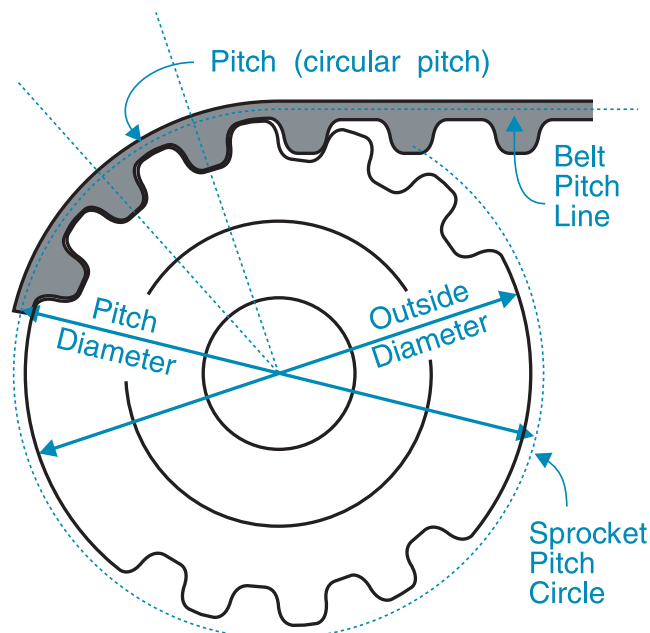
20M Belt Length Correction Factor

Pitch/Length Designation	No. of Teeth	Correction Factor	Pitch/Length Designation	No. of Teeth	Correction Factor
2000-20M	100	0.80	5400-20M	270	1.05
2500-20M	125	0.85	5600-20M	280	1.05
3400-20M	170	0.95	5800-20M	290	1.10
3800-20M	190	1.00	6000-20M	300	1.10
4200-20M	210	1.00	6200-20M	310	1.10
4600-20M	230	1.00	6400-20M	320	1.10
5000-20M	250	1.05	6600-20M	330	1.10
5200-20M	260	1.05			

PowerGrip® Timing Belt drives operate with the molded teeth of the belt designed to make positive engagement with the matching grooves on the pulleys. Gates PowerGrip belts have helically-wound fiberglass tension members embedded in a Neoprene® body with the belt teeth faced with a tough wear-resistant nylon fabric. The three principal dimensions, in inches, shown below, are used to specify a Timing belt.

330	XL	025
33.0" pitch	.200" pitch	.25" wide
length		

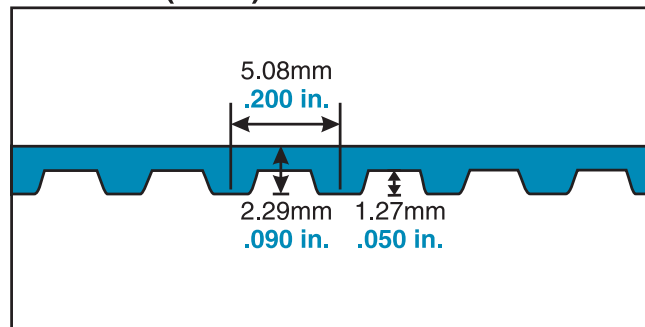
Belt pitch is the distance in inches between two adjacent tooth centers as measured on the pitch line of the belt. Belt pitch length is the total length (circumference) in inches as measured along the pitch line. The theoretical pitch line of a Timing belt lies within the tensile member.



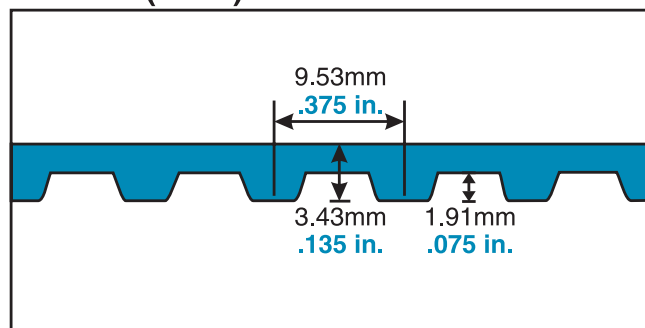
The three principal dimensions used to specify a pulley number of grooves, pitch and belt width in inches are shown below.

20	XL	025
Number of grooves	Pitch	Belt Width (1/4")

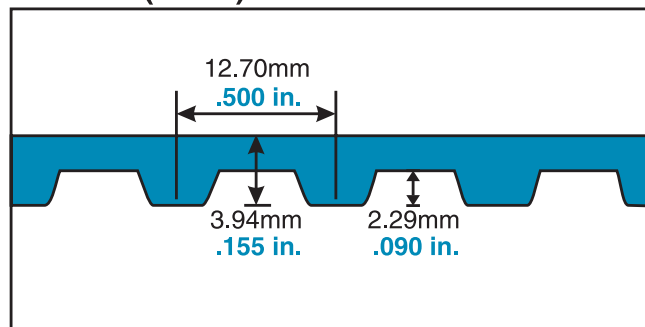
XL Pitch (.200") - Reference Dimensions



L Pitch (.375") - Reference Dimensions



H Pitch (.500") - Reference Dimensions



* Neoprene is a trademark of Dupont

PowerGrip® Timing Belt Drives

1/5" Pitch Extra Light (XL) PowerGrip® Timing Stock Belt Lengths

Part No.	Pitch Length (in)	No. of Teeth
42XL	4.20	21
50XL	5.00	25
54XL	5.40	27
56XL	5.60	28
58XL	5.80	29
60XL	6.00	30
62XL	6.20	31
64XL	6.40	32
66XL	6.60	33
68XL	6.80	34
70XL	7.00	35
72XL	7.20	36
74XL	7.40	37
76XL	7.60	38
78XL	7.80	39
80XL	8.00	40
82XL	8.20	41
84XL	8.40	42
86XL	8.60	43
88XL	8.80	44
90XL	9.00	45
92XL	9.20	46
94XL	9.40	47
96XL	9.60	48
98XL	9.80	49
100XL	10.00	50
102XL	10.20	51
106XL	10.60	53
108XL	10.80	54
110XL	11.00	55
112XL	11.20	56
114XL	11.40	57
116XL	11.60	58
120XL	12.00	60
122XL	12.20	61
124XL	12.40	62
126XL	12.60	63
128XL	12.80	64
130XL	13.00	65
132XL	13.20	66
134XL	13.40	67
136XL	13.60	68
138XL	13.80	69
140XL	14.00	70
142XL	14.20	71
144XL	14.40	72
146XL	14.60	73
148XL	14.80	74
150XL	15.00	75
152XL	15.20	76
154XL	15.40	77
156XL	15.60	78
158XL	15.80	79
160XL	16.00	80
162XL	16.20	81
164XL	16.40	82
166XL	16.60	83
168XL	16.80	84
170XL	17.00	85
172XL	17.20	86
174XL	17.40	87
176XL	17.60	88
178XL	17.80	89
180XL	18.00	90
182XL	18.20	91
184XL	18.40	92
186XL	18.60	93
188XL	18.80	94
190XL	19.00	95
192XL	19.20	96
194XL	19.40	97
200XL	20.00	100
202XL	20.20	101

XL Stock Belt Widths	
Belt Width Code	Belt Width (in)
025	0.250
037	0.375

3/8" Pitch Light (L) PowerGrip® Timing Stock Belt Lengths

Part No.	Pitch Length (in)	No. of Teeth
204XL	20.40	102
206XL	20.60	103
210XL	21.00	105
212XL	21.20	106
214XL	21.40	107
218XL	21.80	109
220XL	22.00	110
222XL	22.20	111
226XL	22.60	113
228XL	22.80	114
230XL	23.00	115
232XL	23.20	116
234XL	23.40	117
236XL	23.60	118
240XL	24.00	120
244XL	24.40	122
246XL	24.60	123
250XL	25.00	125
254XL	25.40	127
258XL	25.80	129
260XL	26.00	130
262XL	26.20	131
264XL	26.40	132
266XL	26.60	133
268XL	26.80	134
274XL	27.40	137
280XL	28.00	140
286XL	28.60	143
290XL	29.00	145
296XL	29.60	148
300XL	30.00	150
306XL	30.60	153
310XL	31.00	155
316XL	31.60	158
320XL	32.00	160
322XL	32.20	161
330XL	33.00	165
338XL	33.80	169
340XL	34.00	170
344XL	34.40	172
348XL	34.80	174
350XL	35.00	175
362XL	36.20	181
370XL	37.00	185
380XL	38.00	190
384XL	38.40	192
390XL	39.00	195
400XL	40.00	200
412XL	41.20	206
420XL	42.00	210
424XL	42.40	212
432XL	43.20	216
438XL	43.80	219
444XL	44.40	222
450XL	45.00	225
454XL	45.40	227
460XL	46.00	230
468XL	46.80	234
480XL	48.00	240
492XL	49.20	246
498XL	49.80	249
500XL	50.00	250
506XL	50.60	253
524XL	52.40	262
570XL	57.00	285
580XL	58.00	290
592XL	59.20	296
612XL	61.20	306
630XL	63.00	315
672XL	67.20	336
690XL	69.00	345
770XL	77.00	385
850XL	85.00	425

L Stock Belt Widths	
Belt Width Code	Belt Width (in)
050	0.500
075	0.750
100	1.000

1/2" Pitch Heavy (H) PowerGrip® Timing Stock Belt Lengths

Part No.	Pitch Length (in)	No. of Teeth
210H	21.00	42
220H	22.00	44
225H	22.50	45
230H	23.00	46
240H	24.00	48
270H	27.00	54
300H	30.00	60
310H	31.00	62
315H	31.50	63
320H	32.00	64
330H	33.00	66
340H	34.00	68
350H	35.00	70
360H	36.00	72
370H	37.00	74
390H	39.00	78
400H	40.00	80
410H	41.00	82
415H	41.50	83
420H	42.00	84
445H	44.50	89
450H	45.00	90
455H	45.50	91
465H	46.50	93
480H	48.00	96
490H	49.00	98
495H	49.50	99
510H	51.00	102
525H	52.50	105
540H	54.00	108
555H	55.50	111
560H	56.00	112
570H	57.00	114
585H	58.50	117
600H	60.00	120
605H	60.50	121
630H	63.00	126
645H	64.50	129
655H	65.50	131
660H	66.00	132
670H	67.00	134
700H	70.00	140
730H	73.00	146
750H	75.00	150
775H	77.50	155
780H	78.00	156
800H	80.00	160
810H	81.00	162
820H	82.00	164
840H	84.00	168
850H	85.00	170
900H	90.00	180
950H	95.00	190
960H	96.00	192
1000H	100.00	200
1100H	110.00	220
1140H	114.00	228
1180H	118.00	236
1250H	125.00	250
1325H	132.50	265
1350H	135.00	270
1365H	136.50	273
1400H	140.00	280
1510H	151.00	302
1550H	155.00	310
1645H	164.50	329
1680H	168.00	336
1700H	170.00	340
2090H	209.00	418
2100H	210.00	420
2120H	212.00	424
2330H	233.00	466

H Stock Belt Widths	
Belt Width Code	Belt Width (in)
75	0.750
100	1.000
150	1.500
200	2.000
300	3.000

Refer to the Industrial Power Transmission Products catalog, 19993, for a listing of XH and XXH PowerGrip Timing belts for replacement use on existing drives.

[illegible]

Teeth in Mesh Factor:

XL, 0.200" Pitch Belts

Drive Selection Table

Drivell Speed			Sprocket Combinations				Center Distance, Inches																																																											
For motor speed of			DriverN		Pitch																																																													
1160 RPM	1750 RPM	3450 RPM	No. of Grooves	Pitch Diam. Inches	No. of Grooves	Pitch Diam. Inches	Speed Ratio	98XL P.L. 9.80	100XL P.L. 10.00	102XL P.L. 10.20	106XL P.L. 10.60	108XL P.L. 10.80	110XL P.L. 11.00	112XL P.L. 11.20	114XL P.L. 11.40	116XL P.L. 11.60	120XL P.L. 12.00	122XL P.L. 12.20	124XL P.L. 12.40	126XL P.L. 12.60	128XL P.L. 12.80	130XL P.L. 13.00	132XL P.L. 13.20	134XL P.L. 13.40	136XL P.L. 13.60	138XL P.L. 13.80	140XL P.L. 14.00	142XL P.L. 14.20	144XL P.L. 14.40	146XL P.L. 14.60	148XL P.L. 14.80	7/4 Teeth																																		
1160	1750	3450	10	0.637	11	0.637	1.000	3.90	4.00	4.10	4.30	4.40	4.50	4.60	4.70	4.80	5.00	5.10	5.20	5.30	5.40	5.50	5.60	5.70	5.80	5.90	6.00	6.10	6.20	6.30	6.40	7/4 Teeth																																		
1160	1750	3450	11	0.700	11	0.700	1.000	3.80	3.90	4.00	4.20	4.30	4.40	4.50	4.60	4.70	4.90	5.00	5.10	5.20	5.30	5.40	5.50	5.60	5.70	5.80	5.90	6.00	6.10	6.20	6.30	6.40	7/4 Teeth																																	
1160	1750	3450	12	0.764	14	0.764	1.000	3.70	3.80	3.90	4.10	4.20	4.30	4.40	4.50	4.60	4.80	4.90	5.00	5.10	5.20	5.30	5.40	5.50	5.60	5.70	5.80	5.90	6.00	6.10	6.20	6.30	6.40	7/4 Teeth																																
1160	1750	3450	14	0.891	14	0.891	1.000	3.50	3.60	3.70	3.90	4.00	4.10	4.20	4.30	4.40	4.60	4.70	4.80	4.90	5.00	5.10	5.20	5.30	5.40	5.50	5.60	5.70	5.80	5.90	6.00	6.10	6.20	6.30	6.40	7/4 Teeth																														
1160	1750	3450	15	0.955	15	0.955	1.000	3.40	3.50	3.60	3.80	3.90	4.00	4.10	4.20	4.30	4.50	4.60	4.70	4.80	4.90	5.00	5.10	5.20	5.30	5.40	5.50	5.60	5.70	5.80	5.90	6.00	6.10	6.20	6.30	6.40	7/4 Teeth																													
1160	1750	3450	16	1.019	16	1.019	1.000	3.30	3.40	3.50	3.70	3.80	3.90	4.00	4.10	4.20	4.40	4.50	4.60	4.70	4.80	4.90	5.00	5.10	5.20	5.30	5.40	5.50	5.60	5.70	5.80	5.90	6.00	6.10	6.20	6.30	6.40	7/4 Teeth																												
1160	1750	3450	18	1.146	18	1.146	1.000	3.10	3.20	3.30	3.50	3.60	3.70	3.80	3.90	4.00	4.20	4.30	4.40	4.50	4.60	4.70	4.80	4.90	5.00	5.10	5.20	5.30	5.40	5.50	5.60	5.70	5.80	5.90	6.00	6.10	6.20	6.30	6.40	7/4 Teeth																										
1160	1750	3450	20	1.273	20	1.273	1.000	2.90	3.00	3.10	3.30	3.40	3.50	3.60	3.70	3.80	4.00	4.10	4.20	4.30	4.40	4.50	4.60	4.70	4.80	4.90	5.00	5.10	5.20	5.30	5.40	5.50	5.60	5.70	5.80	5.90	6.00	6.10	6.20	6.30	6.40	7/4 Teeth																								
1160	1750	3450	22	1.401	22	1.401	1.000	2.70	2.80	2.90	3.10	3.20	3.30	3.40	3.50	3.60	3.80	3.90	4.00	4.10	4.20	4.30	4.40	4.50	4.60	4.70	4.80	4.90	5.00	5.10	5.20	5.30	5.40	5.50	5.60	5.70	5.80	5.90	6.00	6.10	6.20	6.30	6.40	7/4 Teeth																						
1160	1750	3450	24	1.528	24	1.528	1.000	2.50	2.60	2.70	2.90	3.00	3.10	3.20	3.30	3.40	3.60	3.70	3.80	3.90	4.00	4.10	4.20	4.30	4.40	4.50	4.60	4.70	4.80	4.90	5.00	5.10	5.20	5.30	5.40	5.50	5.60	5.70	5.80	5.90	6.00	6.10	6.20	6.30	6.40	7/4 Teeth																				
1160	1750	3450	28	1.783	28	1.783	1.000	2.20	2.30	2.40	2.60	2.70	2.80	2.90	3.00	3.10	3.30	3.40	3.50	3.60	3.70	3.80	3.90	4.00	4.10	4.20	4.30	4.40	4.50	4.60	4.70	4.80	4.90	5.00	5.10	5.20	5.30	5.40	5.50	5.60	5.70	5.80	5.90	6.00	6.10	6.20	6.30	6.40	7/4 Teeth																	
1160	1750	3450	30	1.910	30	1.910	1.000	2.00	2.10	2.20	2.40	2.50	2.60	2.70	2.80	2.90	3.10	3.20	3.30	3.40	3.50	3.60	3.70	3.80	3.90	4.00	4.10	4.20	4.30	4.40	4.50	4.60	4.70	4.80	4.90	5.00	5.10	5.20	5.30	5.40	5.50	5.60	5.70	5.80	5.90	6.00	6.10	6.20	6.30	6.40	7/4 Teeth															
1160	1750	3450	32	2.037	32	2.037	1.067	1.90	2.00	2.10	2.30	2.40	2.50	2.60	2.70	2.80	3.00	3.10	3.20	3.30	3.40	3.50	3.60	3.70	3.80	3.90	4.00	4.10	4.20	4.30	4.40	4.50	4.60	4.70	4.80	4.90	5.00	5.10	5.20	5.30	5.40	5.50	5.60	5.70	5.80	5.90	6.00	6.10	6.20	6.30	6.40	7/4 Teeth														
1160	1750	3450	35	2.263	35	2.263	1.143	1.70	1.80	1.90	2.10	2.20	2.30	2.40	2.50	2.60	2.80	2.90	3.00	3.10	3.20	3.30	3.40	3.50	3.60	3.70	3.80	3.90	4.00	4.10	4.20	4.30	4.40	4.50	4.60	4.70	4.80	4.90	5.00	5.10	5.20	5.30	5.40	5.50	5.60	5.70	5.80	5.90	6.00	6.10	6.20	6.30	6.40	7/4 Teeth												
1160	1750	3450	38	2.500	38	2.500	1.250	1.50	1.60	1.70	1.90	2.00	2.10	2.20	2.30	2.40	2.60	2.70	2.80	2.90	3.00	3.10	3.20	3.30	3.40	3.50	3.60	3.70	3.80	3.90	4.00	4.10	4.20	4.30	4.40	4.50	4.60	4.70	4.80	4.90	5.00	5.10	5.20	5.30	5.40	5.50	5.60	5.70	5.80	5.90	6.00	6.10	6.20	6.30	6.40	7/4 Teeth										
1160	1750	3450	42	2.837	42	2.837	1.417	1.20	1.30	1.40	1.60	1.70	1.80	1.90	2.00	2.10	2.30	2.40	2.50	2.60	2.70	2.80	2.90	3.00	3.10	3.20	3.30	3.40	3.50	3.60	3.70	3.80	3.90	4.00	4.10	4.20	4.30	4.40	4.50	4.60	4.70	4.80	4.90	5.00	5.10	5.20	5.30	5.40	5.50	5.60	5.70	5.80	5.90	6.00	6.10	6.20	6.30	6.40	7/4 Teeth							
1160	1750	3450	48	3.370	48	3.370	1.667	1.00	1.10	1.20	1.40	1.50	1.60	1.70	1.80	1.90	2.10	2.20	2.30	2.40	2.50	2.60	2.70	2.80	2.90	3.00	3.10	3.20	3.30	3.40	3.50	3.60	3.70	3.80	3.90	4.00	4.10	4.20	4.30	4.40	4.50	4.60	4.70	4.80	4.90	5.00	5.10	5.20	5.30	5.40	5.50	5.60	5.70	5.80	5.90	6.00	6.10	6.20	6.30	6.40	7/4 Teeth					
1160	1750	3450	54	3.903	54	3.903	1.917	0.80	0.90	1.00	1.20	1.30	1.40	1.50	1.60	1.70	1.90	2.00	2.10	2.20	2.30	2.40	2.50	2.60	2.70	2.80	2.90	3.00	3.10	3.20	3.30	3.40	3.50	3.60	3.70	3.80	3.90	4.00	4.10	4.20	4.30	4.40	4.50	4.60	4.70	4.80	4.90	5.00	5.10	5.20	5.30	5.40	5.50	5.60	5.70	5.80	5.90	6.00	6.10	6.20	6.30	6.40	7/4 Teeth			
1160	1750	3450	60	4.436	60	4.436	2.167	0.70	0.80	0.90	1.10	1.20	1.30	1.40	1.50	1.60	1.80	1.90	2.00	2.10	2.20	2.30	2.40	2.50	2.60	2.70	2.80	2.90	3.00	3.10	3.20	3.30	3.40	3.50	3.60	3.70	3.80	3.90	4.00	4.10	4.20	4.30	4.40	4.50	4.60	4.70	4.80	4.90	5.00	5.10	5.20	5.30	5.40	5.50	5.60	5.70	5.80	5.90	6.00	6.10	6.20	6.30	6.40	7/4 Teeth		
1160	1750	3450	72	5.280	72	5.280	2.600	0.58	0.68	0.78	0.98	1.08	1.18	1.28	1.38	1.48	1.68	1.78	1.88	1.98	2.08	2.18	2.28	2.38	2.48	2.58	2.68	2.78	2.88	2.98	3.08	3.18	3.28	3.38	3.48	3.58	3.68	3.78	3.88	3.98	4.08	4.18	4.28	4.38	4.48	4.58	4.68	4.78	4.88	4.98	5.08	5.18	5.28	5.38	5.48	5.58	5.68	5.78	5.88	5.98	6.08	6.18	6.28	6.38	6.48	7/4 Teeth
1160	1750	3450	84	6.124	84	6.124	3.033	0.50	0.60	0.70	0.90	1.00	1.10	1.20	1.30	1.40	1.60	1.70	1.80	1.90	2.00	2.10	2.20	2.30	2.40	2.50	2.60	2.70	2.80	2.90	3.00	3.10	3.20	3.30	3.40	3.50	3.60	3.70	3.80	3.90	4.00	4.10	4.20	4.30	4.40	4.50	4.60	4.70	4.80	4.90	5.00	5.10	5.20	5.30	5.40	5.50	5.60	5.70	5.80	5.90	6.00	6.10	6.20	6.30	6.40	7/4 Teeth
1160	1750	3450	96	6.968	96	6.968	3.400	0.44	0.54	0.64	0.84	0.94	1.04	1.14	1.24	1.34	1.54	1.64.																																																

Drivell Speed			Sprocket Combinations				Center Distance, Inches																												
For motor speed of			DriverR		Driven		Speed Ratio																												
1160 RPM	1750 RPM	3450 RPM	No. of Grooves	Pitch Diam. Inches	No. of Grooves	Pitch Diam. Inches		150XL P.L. 15.00	152XL P.L. 15.20	154XL P.L. 15.40	156XL P.L. 15.60	158XL P.L. 15.80	160XL P.L. 16.00	162XL P.L. 16.20	164XL P.L. 16.40	166XL P.L. 16.60	168XL P.L. 16.80	170XL P.L. 17.00	172XL P.L. 17.20	174XL P.L. 17.40	176XL P.L. 17.60	178XL P.L. 17.80	180XL P.L. 18.00	182XL P.L. 18.20	184XL P.L. 18.40	186XL P.L. 18.60	188XL P.L. 18.80	190XL P.L. 19.00	192XL P.L. 19.20	194XL P.L. 19.40	200XL P.L. 20.00				
1160	1750	3450	10	0.637	1.000	10	1.000	6.50	6.60	6.70	6.80	6.90	7.00	7.10	7.20	7.30	7.40	7.50	7.60	7.70	7.80	7.90	8.00	8.10	8.20	8.30	8.40	8.50	8.60	8.70	9.00				
1160	1750	3450	11	0.700	1.000	11	1.000	6.40	6.50	6.60	6.70	6.80	6.90	7.00	7.10	7.20	7.30	7.40	7.50	7.60	7.70	7.80	7.90	8.00	8.10	8.20	8.30	8.40	8.50	8.60	8.80	8.90			
1160	1750	3450	12	0.764	1.000	12	1.000	6.30	6.40	6.50	6.60	6.70	6.80	6.90	7.00	7.10	7.20	7.30	7.40	7.50	7.60	7.70	7.80	7.90	8.00	8.10	8.20	8.30	8.40	8.50	8.80	8.90			
1160	1750	3450	14	0.891	1.000	14	1.000	6.10	6.20	6.30	6.40	6.50	6.60	6.70	6.80	6.90	7.00	7.10	7.20	7.30	7.40	7.50	7.60	7.70	7.80	7.90	8.00	8.10	8.20	8.30	8.60	8.80			
1160	1750	3450	15	0.955	1.000	15	1.000	6.00	6.10	6.20	6.30	6.40	6.50	6.60	6.70	6.80	6.90	7.00	7.10	7.20	7.30	7.40	7.50	7.60	7.70	7.80	7.90	8.00	8.10	8.20	8.50	8.60			
1160	1750	3450	16	1.019	1.000	16	1.000	5.90	6.00	6.10	6.20	6.30	6.40	6.50	6.60	6.70	6.80	6.90	7.00	7.10	7.20	7.30	7.40	7.50	7.60	7.70	7.80	7.90	8.00	8.10	8.40	8.50			
1160	1750	3450	18	1.146	1.000	18	1.000	5.70	5.80	5.90	6.00	6.10	6.20	6.30	6.40	6.50	6.60	6.70	6.80	6.90	7.00	7.10	7.20	7.30	7.40	7.50	7.60	7.70	7.80	7.90	8.20	8.30			
1160	1750	3450	20	1.273	1.000	20	1.000	5.50	5.60	5.70	5.80	5.90	6.00	6.10	6.20	6.30	6.40	6.50	6.60	6.70	6.80	6.90	7.00	7.10	7.20	7.30	7.40	7.50	7.60	7.70	8.00	8.10			
1160	1750	3450	21	1.337	1.000	21	1.000	5.40	5.50	5.60	5.70	5.80	5.90	6.00	6.10	6.20	6.30	6.40	6.50	6.60	6.70	6.80	6.90	7.00	7.10	7.20	7.30	7.40	7.50	7.60	7.90	8.00			
1160	1750	3450	22	1.401	1.000	22	1.000	5.30	5.40	5.50	5.60	5.70	5.80	5.90	6.00	6.10	6.20	6.30	6.40	6.50	6.60	6.70	6.80	6.90	7.00	7.10	7.20	7.30	7.40	7.50	7.80	7.90			
1160	1750	3450	24	1.528	1.000	24	1.000	5.10	5.20	5.30	5.40	5.50	5.60	5.70	5.80	5.90	6.00	6.10	6.20	6.30	6.40	6.50	6.60	6.70	6.80	6.90	7.00	7.10	7.20	7.30	7.60	7.70			
1160	1750	3450	28	1.783	1.000	28	1.000	4.70	4.80	4.90	5.00	5.10	5.20	5.30	5.40	5.50	5.60	5.70	5.80	5.90	6.00	6.10	6.20	6.30	6.40	6.50	6.60	6.70	6.80	6.90	7.20	7.30			
1160	1750	3450	30	1.910	1.000	30	1.000	4.50	4.60	4.70	4.80	4.90	5.00	5.10	5.20	5.30	5.40	5.50	5.60	5.70	5.80	5.90	6.00	6.10	6.20	6.30	6.40	6.50	6.60	6.70	7.00	7.10			
1105	1667	3292	21	1.337	1.048	21	1.048	5.45	5.55	5.65	5.75	5.85	5.95	6.05	6.15	6.25	6.35	6.45	6.55	6.65	6.75	6.85	6.95	7.05	7.15	7.25	7.35	7.45	7.55	7.85	7.95				
1105	1667	3292	20	1.273	1.067	20	1.067	5.95	6.05	6.15	6.25	6.35	6.45	6.55	6.65	6.75	6.85	6.95	7.05	7.15	7.25	7.35	7.45	7.55	7.65	7.75	7.85	7.95	8.05	8.15	8.45	8.55			
1087	1640	3233	15	0.955	1.067	15	1.067	5.95	6.05	6.15	6.25	6.35	6.45	6.55	6.65	6.75	6.85	6.95	7.05	7.15	7.25	7.35	7.45	7.55	7.65	7.75	7.85	7.95	8.05	8.15	8.45	8.55			
1087	1640	3233	30	1.910	1.067	30	1.067	4.40	4.50	4.60	4.70	4.80	4.90	5.00	5.10	5.20	5.30	5.40	5.50	5.60	5.70	5.80	5.90	6.00	6.10	6.20	6.30	6.40	6.50	6.80	6.90	7.10			
1083	1634	3221	14	0.891	1.071	14	1.071	6.05	6.15	6.25	6.35	6.45	6.55	6.65	6.75	6.85	6.95	7.05	7.15	7.25	7.35	7.45	7.55	7.65	7.75	7.85	7.95	8.05	8.15	8.25	8.55	8.65			
1083	1634	3221	28	1.783	1.071	28	1.071	4.60	4.70	4.80	4.90	5.00	5.10	5.20	5.30	5.40	5.50	5.60	5.70	5.80	5.90	6.00	6.10	6.20	6.30	6.40	6.50	6.60	6.70	7.00	7.10	7.30			
1063	1604	3162	11	0.700	1.091	11	1.091	6.35	6.45	6.55	6.65	6.75	6.85	6.95	7.05	7.15	7.25	7.35	7.45	7.55	7.65	7.75	7.85	7.95	8.05	8.15	8.25	8.35	8.45	8.55	8.85	8.95			
1063	1604	3162	22	1.401	1.091	22	1.091	5.20	5.30	5.40	5.50	5.60	5.70	5.80	5.90	6.00	6.10	6.20	6.30	6.40	6.50	6.60	6.70	6.80	6.90	7.00	7.10	7.20	7.30	7.40	7.70	7.80			
1055	1591	3136	20	0.637	1.100	20	1.100	6.45	6.55	6.65	6.75	6.85	6.95	7.05	7.15	7.25	7.35	7.45	7.55	7.65	7.75	7.85	7.95	8.05	8.15	8.25	8.35	8.45	8.55	8.85	8.95	9.05			
1055	1591	3136	22	1.273	1.111	22	1.111	5.60	5.70	5.80	5.90	6.00	6.10	6.20	6.30	6.40	6.50	6.60	6.70	6.80	6.90	7.00	7.10	7.20	7.30	7.40	7.50	7.60	7.70	7.80	8.10	8.20			
1044	1575	3105	16	1.146	1.125	16	1.125	5.80	5.90	6.00	6.10	6.20	6.30	6.40	6.50	6.60	6.70	6.80	6.90	7.00	7.10	7.20	7.30	7.40	7.50	7.60	7.70	7.80	7.90	8.20	8.30	8.50			
1031	1556	3067	18	1.019	1.143	18	1.143	6.00	6.10	6.20	6.30	6.40	6.50	6.60	6.70	6.80	6.90	7.00	7.10	7.20	7.30	7.40	7.50	7.60	7.70	7.80	7.90	8.00	8.10	8.40	8.50	8.70			
1015	1531	3018	14	0.891	1.143	14	1.143	6.00	6.10	6.20	6.30	6.40	6.50	6.60	6.70	6.80	6.90	7.00	7.10	7.20	7.30	7.40	7.50	7.60	7.70	7.80	7.90	8.00	8.10	8.20	8.50	8.60			
1015	1531	3018	24	1.528	1.143	24	1.143	5.25	5.35	5.45	5.55	5.65	5.75	5.85	5.95	6.05	6.15	6.25	6.35	6.45	6.55	6.65	6.75	6.85	6.95	7.05	7.15	7.25	7.35	7.45	7.75	7.85			
1015	1531	3018	32	2.037	1.143	32	1.143	4.50	4.60	4.70	4.80	4.90	5.00	5.10	5.20	5.30	5.40	5.50	5.60	5.70	5.80	5.90	6.00	6.10	6.20	6.30	6.40	6.50	6.60	6.70	7.00	7.10			
994	1500	2956	12	0.764	1.167	12	1.167	6.20	6.30	6.40	6.50	6.60	6.70	6.80	6.90	7.00	7.10	7.20	7.30	7.40	7.50	7.60	7.70	7.80	7.90	8.00	8.10	8.20	8.30	8.40	8.70	8.80			
994	1500	2956	24	1.528	1.167	24	1.167	4.90	5.00	5.10	5.20	5.30	5.40	5.50	5.60	5.70	5.80	5.90	6.00	6.10	6.20	6.30	6.40	6.50	6.60	6.70	6.80	6.90	7.00	7.10	7.40	7.50			
967	1458	2875	10	0.637	1.200	10	1.200	6.40	6.50	6.60	6.70	6.80	6.90	7.00	7.10	7.20	7.30	7.40	7.50	7.60	7.70	7.80	7.90	8.00	8.10	8.20	8.30	8.40	8.50	8.80	8.90	9.00			
967	1458	2875	15	0.955	1.250	15	1.250	5.85	5.95	6.05	6.15	6.25	6.35	6.45	6.55	6.65	6.75	6.85	6.95	7.05	7.15	7.25	7.35	7.45	7.55	7.65	7.75	7.85	7.95	8.05	8.35	8.45			
967	1458	2875	20	1.273	1.250	20	1.250	5.30	5.40	5.50	5.60	5.70	5.80	5.90	6.00	6.10	6.20	6.30	6.40	6.50	6.60	6.70	6.80	6.90	7.00	7.1									

XL, 0.200" Pitch Belts

Drivell Speed			Sprocket Combinations					Center Distance, Inches																																																																																																																																																																																																																																																																																																																																																																																																																																																																																																																																																																																																																																																																																																																																																																																																																																																																																																																																																																																																																																																																																																																																																																						
For motor speed of		Speed Ratio	Driver		Driven		202XL P. 20.20 101 teeth	204XL P. 20.40 102 teeth	206XL P. 20.60 103 teeth	210XL P. 21.00 105 teeth	212XL P. 21.20 106 teeth	214XL P. 21.40 107 teeth	218XL P. 21.80 109 teeth	220XL P. 22.00 110 teeth	222XL P. 22.20 111 teeth	226XL P. 22.60 113 teeth	228XL P. 22.80 114 teeth	230XL P. 23.00 115 teeth	232XL P. 23.20 116 teeth	234XL P. 23.40 117 teeth	236XL P. 23.60 118 teeth	240XL P. 24.00 120 teeth	246XL P. 24.60 123 teeth	250XL P. 25.00 125 teeth	254XL P. 25.40 127 teeth	258XL P. 25.80 129 teeth	260XL P. 26.00 130 teeth	262XL P. 26.20 131 teeth	264XL P. 26.40 132 teeth	266XL P. 26.60 133 teeth																																																																																																																																																																																																																																																																																																																																																																																																																																																																																																																																																																																																																																																																																																																																																																																																																																																																																																																																																																																																																																																																																																																																																
1160 RPM	1750 RPM		3450 RPM	No. of Grooves	Pitch Diam. Inches	Pitch Diam. Inches																									No. of Grooves																																																																																																																																																																																																																																																																																																																																																																																																																																																																																																																																																																																																																																																																																																																																																																																																																																																																																																																																																																																																																																																																																																																																															
1160	1750	3450	10	0.637	1.000	9.10	9.20	9.30	9.60	9.70	9.80	9.90	10.00	10.10	10.20	10.30	10.40	10.50	10.60	10.70	10.80	11.00	11.10	11.20	11.30	11.40	11.50	11.60	11.70	11.80	11.90	12.00	12.10	12.20	12.30	12.40	12.50	12.60	12.70	12.80	12.90	13.00	13.10	13.20	13.30	13.40	13.50	13.60	13.70	13.80	13.90	14.00	14.10	14.20	14.30	14.40	14.50	14.60	14.70	14.80	14.90	15.00	15.10	15.20	15.30	15.40	15.50	15.60	15.70	15.80	15.90	16.00	16.10	16.20	16.30	16.40	16.50	16.60	16.70	16.80	16.90	17.00	17.10	17.20	17.30	17.40	17.50	17.60	17.70	17.80	17.90	18.00	18.10	18.20	18.30	18.40	18.50	18.60	18.70	18.80	18.90	19.00	19.10	19.20	19.30	19.40	19.50	19.60	19.70	19.80	19.90	20.00	20.10	20.20	20.30	20.40	20.50	20.60	20.70	20.80	20.90	21.00	21.10	21.20	21.30	21.40	21.50	21.60	21.70	21.80	21.90	22.00	22.10	22.20	22.30	22.40	22.50	22.60	22.70	22.80	22.90	23.00	23.10	23.20	23.30	23.40	23.50	23.60	23.70	23.80	23.90	24.00	24.10	24.20	24.30	24.40	24.50	24.60	24.70	24.80	24.90	25.00	25.10	25.20	25.30	25.40	25.50	25.60	25.70	25.80	25.90	26.00	26.10	26.20	26.30	26.40	26.50	26.60	26.70	26.80	26.90	27.00	27.10	27.20	27.30	27.40	27.50	27.60	27.70	27.80	27.90	28.00	28.10	28.20	28.30	28.40	28.50	28.60	28.70	28.80	28.90	29.00	29.10	29.20	29.30	29.40	29.50	29.60	29.70	29.80	29.90	30.00	30.10	30.20	30.30	30.40	30.50	30.60	30.70	30.80	30.90	31.00	31.10	31.20	31.30	31.40	31.50	31.60	31.70	31.80	31.90	32.00	32.10	32.20	32.30	32.40	32.50	32.60	32.70	32.80	32.90	33.00	33.10	33.20	33.30	33.40	33.50	33.60	33.70	33.80	33.90	34.00	34.10	34.20	34.30	34.40	34.50	34.60	34.70	34.80	34.90	35.00	35.10	35.20	35.30	35.40	35.50	35.60	35.70	35.80	35.90	36.00	36.10	36.20	36.30	36.40	36.50	36.60	36.70	36.80	36.90	37.00	37.10	37.20	37.30	37.40	37.50	37.60	37.70	37.80	37.90	38.00	38.10	38.20	38.30	38.40	38.50	38.60	38.70	38.80	38.90	39.00	39.10	39.20	39.30	39.40	39.50	39.60	39.70	39.80	39.90	40.00	40.10	40.20	40.30	40.40	40.50	40.60	40.70	40.80	40.90	41.00	41.10	41.20	41.30	41.40	41.50	41.60	41.70	41.80	41.90	42.00	42.10	42.20	42.30	42.40	42.50	42.60	42.70	42.80	42.90	43.00	43.10	43.20	43.30	43.40	43.50	43.60	43.70	43.80	43.90	44.00	44.10	44.20	44.30	44.40	44.50	44.60	44.70	44.80	44.90	45.00	45.10	45.20	45.30	45.40	45.50	45.60	45.70	45.80	45.90	46.00	46.10	46.20	46.30	46.40	46.50	46.60	46.70	46.80	46.90	47.00	47.10	47.20	47.30	47.40	47.50	47.60	47.70	47.80	47.90	48.00	48.10	48.20	48.30	48.40	48.50	48.60	48.70	48.80	48.90	49.00	49.10	49.20	49.30	49.40	49.50	49.60	49.70	49.80	49.90	50.00	50.10	50.20	50.30	50.40	50.50	50.60	50.70	50.80	50.90	51.00	51.10	51.20	51.30	51.40	51.50	51.60	51.70	51.80	51.90	52.00	52.10	52.20	52.30	52.40	52.50	52.60	52.70	52.80	52.90	53.00	53.10	53.20	53.30	53.40	53.50	53.60	53.70	53.80	53.90	54.00	54.10	54.20	54.30	54.40	54.50	54.60	54.70	54.80	54.90	55.00	55.10	55.20	55.30	55.40	55.50	55.60	55.70	55.80	55.90	56.00	56.10	56.20	56.30	56.40	56.50	56.60	56.70	56.80	56.90	57.00	57.10	57.20	57.30	57.40	57.50	57.60	57.70	57.80	57.90	58.00	58.10	58.20	58.30	58.40	58.50	58.60	58.70	58.80	58.90	59.00	59.10	59.20	59.30	59.40	59.50	59.60	59.70	59.80	59.90	60.00	60.10	60.20	60.30	60.40	60.50	60.60	60.70	60.80	60.90	61.00	61.10	61.20	61.30	61.40	61.50	61.60	61.70	61.80	61.90	62.00	62.10	62.20	62.30	62.40	62.50	62.60	62.70	62.80	62.90	63.00	63.10	63.20	63.30	63.40	63.50	63.60	63.70	63.80	63.90	64.00	64.10	64.20	64.30	64.40	64.50	64.60	64.70	64.80	64.90	65.00	65.10	65.20	65.30	65.40	65.50	65.60	65.70	65.80	65.90	66.00	66.10	66.20	66.30	66.40	66.50	66.60	66.70	66.80	66.90	67.00	67.10	67.20	67.30	67.40	67.50	67.60	67.70	67.80	67.90	68.00	68.10	68.20	68.30	68.40	68.50	68.60	68.70	68.80	68.90	69.00	69.10	69.20	69.30	69.40	69.50	69.60	69.70	69.80	69.90	70.00	70.10	70.20	70.30	70.40	70.50	70.60	70.70	70.80	70.90	71.00	71.10	71.20	71.30	71.40	71.50	71.60	71.70	71.80	71.90	72.00	72.10	72.20	72.30	72.40	72.50	72.60	72.70	72.80	72.90	73.00	73.10	73.20	73.30	73.40	73.50	73.60	73.70	73.80	73.90	74.00	74.10	74.20	74.30	74.40	74.50	74.60	74.70	74.80	74.90	75.00	75.10	75.20	75.30	75.40	75.50	75.60	75.70	75.80	75.90	76.00	76.10	76.20	76.30	76.40	76.50	76.60	76.70	76.80	76.90	77.00	77.10	77.20	77.30	77.40	77.50	77.60	77.70	77.80	77.90	78.00	78.10	78.20	78.30	78.40	78.50	78.60	78.70	78.80	78.90	79.00	79.10	79.20	79.30	79.40	79.50	79.60	79.70	79.80	79.90	80.00	80.10	80.20	80.30	80.40	80.50	80.60	80.70	80.80	80.90	81.00	81.10	81.20	81.30	81.40	81.50	81.60	81.70	81.80	81.90	82.00	82.10	82.20	82.30	82.40	82.50	82.60	82.70	82.80	82.90	83.00	83.10	83.20	83.30	83.40	83.50	83.60	83.70	83.80	83.90	84.00	84.10	84.20	84.30	84.40	84.50	84.60	84.70	84.80	84.90	85.00	85.10	85.20	85.30	85.40	85.50	85.60	85.70	85.80	85.90	86.00	86.10	86.20	86.30	86.40	86.50	86.60	86.70	86.80	86.90	87.00	87.10	87.20	87.30	87.40	87.50	87.60	87.70	87.80	87.90	88.00	88.10	88.20	88.30	88.40	88.50	88.60	88.70	88.80	88.90	89.00	89.10	89.20	89.30	89.40	89.50	89.60	89.70	89.80	89.90	90.00	90.10	90.20	90.30	90.40	90.50	90.60	90.70	90.80	90.90	91.00	91.10	91.20	91.30	91.40	91.50	91.60	91.70	91.80	91.90	92.00	92.10	92.20	92.30	92.40	92.50	92.60	92.70	92.80	92.90	93.00	93.10	93.20	93.30	93.40	93.50	93.60	93.70	93.80	93.90	94.00	94.10	94.20	94.30	94.40	94.50	94.60	94.70	94.80	94.90	95.00	95.10	95.20	95.30	95.40	95.50	95.60	95.70	95.80	95.90	96.00	96.10	96.20	96.30	96.40	96.50	96.60	96.70	96.80	96.90	97.00	97.10	97.20	97.30	97.40	97.50	97.60	97.70	97.80	97.90	98.00	98.10	98.20	98.30	98.40	98.50	98.60	98.70	98.80	98.90	99.00	99.10	99.20	99.30	99.40	99.50	99.60	99.70	99.80	99.90	100.00	100.10	100.20	100.30	100.40	100.50	100.60	100.70	100.80	100.90	101.00	101.10	101.20	101.30	101.40	101.50	101.60	101.70	101.80	101.90	102.00	102.10	102.20	102.30	102.40	102.50	102.60	102.70	102.80	102.90	103.00	103.10	103.20	103.30	103.40	103.50	103.60	103.70	103.80	103.90	104.00	104.10	104.20	104.30	104.40	104.50	104.60	104.70	104.80	104.90	105.00	105.10	105.20	105.30	105.40	105.50	105.60	105.70	105.80	105.90	106.00	106.10	106.20	106.30	106.40	106.50	106.60	106.70	106.80	106.90	107.00	107.10	107.20	107.30	107.40	107.50	107.60	107.70	107.80	107.90	108.00	108.10	108.20	108.30	108.40	108.50	108.60	108.70	108.80	108.90	109.00	109.10	109.20	109.30	109.40	109.50	109.60	109.70	109.80	109.90	110.00	110.10	110.20	110.30	110.40	110.50	110.60	110.70	110.80	110.90	111.00	111.10	111.20	111.30	111.40	111.50	111.60	111.70	111.80	111.90	112.00	112.10	112.20	112.30	112.40	112.50	112.60	112.70	112.80	112.90	113.00	113.10	113.20	113.30	113.40	113.50	113.60	113.70	113.80	113.90	114.00	114.10	114.20	114.30	114.40	114.50	114.60	114.70	114.80	114.90	115.00	115.10	115.20	115.30	115.40	115.50	115.60	115.70	115.80	115.90	116.00	116.10	116.20	116.30	116.40	116.50	116.60	116.70	116.80	116.90	117.00	117.10	117.20	117.30	117.40	117.50	117.60	117.70	117.80	117.90	118.00	118.10	118.20	118.30	118.40	118.50	118.60	118.70	118.80	118.90	119.00	119.10	119.20	119.30	119.40	119.50	119.60	119.70	119.80	119.90	120.00	120.10	120.20	120.30	120.40	120.50	120.60	120.70	120.80	120.90	121.00	121.10	121.20	121.30	121.40	121.50	121.60	121.70	121.80	121.90	122.00	122.10	1

Teeth in Mesh Factor:

9.0

0.8

0.1

XL, 0.200" Pitch Belts

Driven Speed				Sprocket Combinations				Center Distance, Inches																											
For motor speed of		Driven		Pitch		Speed		268XL	274XL	277XL	280XL	284XL	288XL	290XL	296XL	300XL	306XL	310XL	316XL	320XL	322XL	330XL	333XL	340XL	344XL	348XL	350XL	362XL	370XL	380XL	384XL	390XL	400XL		
1160 RPM	1750 RPM	3450 RPM	No. of Grooves	Pitch Diam. Inches	No. of Grooves	Pitch Diam. Inches	Ratio	134 Teeth	137 Teeth	140 Teeth	143 Teeth	145 Teeth	148 Teeth	150 Teeth	151 Teeth	153 Teeth	155 Teeth	158 Teeth	160 Teeth	161 Teeth	163 Teeth	166 Teeth	169 Teeth	170 Teeth	172 Teeth	174 Teeth	175 Teeth	177 Teeth	181 Teeth	185 Teeth	190 Teeth	192 Teeth	195 Teeth	200 Teeth	
1160	1750	3450	10	0.637	10	0.637	1.000	1240	1260	1270	1300	1330	1380	1400	1420	1430	1450	1480	1500	1510	1530	1550	1590	1620	1640	1640	1640	1640	1640	1640	1640	1640	1640	1640	1640
1160	1750	3450	11	0.700	11	0.700	1.000	1330	1360	1370	1400	1430	1480	1500	1520	1530	1550	1580	1600	1610	1630	1650	1680	1700	1700	1700	1700	1700	1700	1700	1700	1700	1700	1700	1700
1160	1750	3450	12	0.764	12	0.764	1.000	1420	1450	1460	1500	1530	1580	1600	1620	1630	1650	1680	1700	1710	1730	1750	1780	1800	1800	1800	1800	1800	1800	1800	1800	1800	1800	1800	1800
1160	1750	3450	14	0.891	14	0.891	1.000	1600	1640	1650	1700	1730	1780	1800	1820	1830	1850	1880	1900	1910	1930	1950	1980	2000	2000	2000	2000	2000	2000	2000	2000	2000	2000	2000	2000
1160	1750	3450	15	0.955	15	0.955	1.000	1690	1730	1740	1790	1820	1870	1900	1920	1930	1950	1980	2000	2010	2030	2050	2080	2100	2100	2100	2100	2100	2100	2100	2100	2100	2100	2100	2100
1160	1750	3450	16	1.019	16	1.019	1.000	1780	1820	1830	1880	1910	1960	2000	2020	2030	2050	2080	2100	2110	2130	2150	2180	2200	2200	2200	2200	2200	2200	2200	2200	2200	2200	2200	2200
1160	1750	3450	18	1.146	18	1.146	1.000	1960	2000	2010	2060	2090	2140	2180	2200	2210	2230	2260	2280	2290	2310	2330	2360	2380	2380	2380	2380	2380	2380	2380	2380	2380	2380	2380	2380
1160	1750	3450	20	1.273	20	1.273	1.000	2140	2180	2190	2240	2270	2320	2360	2380	2390	2410	2440	2460	2470	2490	2510	2540	2560	2560	2560	2560	2560	2560	2560	2560	2560	2560	2560	2560
1160	1750	3450	22	1.401	22	1.401	1.000	2320	2360	2370	2420	2450	2500	2540	2560	2570	2590	2620	2640	2650	2670	2690	2720	2740	2740	2740	2740	2740	2740	2740	2740	2740	2740	2740	2740
1160	1750	3450	24	1.528	24	1.528	1.000	2500	2540	2550	2600	2630	2680	2720	2740	2750	2770	2800	2820	2830	2850	2870	2900	2920	2920	2920	2920	2920	2920	2920	2920	2920	2920	2920	2920
1160	1750	3450	26	1.783	26	1.783	1.000	2680	2720	2730	2780	2810	2860	2900	2920	2930	2950	2980	3000	3010	3030	3050	3080	3100	3100	3100	3100	3100	3100	3100	3100	3100	3100	3100	3100
1160	1750	3450	28	1.783	28	1.783	1.000	2860	2900	2910	2960	2990	3040	3080	3100	3110	3130	3160	3180	3190	3210	3230	3260	3280	3280	3280	3280	3280	3280	3280	3280	3280	3280	3280	3280
1160	1750	3450	30	1.910	30	1.910	1.000	3040	3080	3090	3140	3170	3220	3260	3280	3290	3310	3340	3360	3370	3390	3410	3440	3460	3460	3460	3460	3460	3460	3460	3460	3460	3460	3460	3460
1160	1750	3450	32	1.910	32	1.910	1.000	3220	3260	3270	3320	3350	3400	3440	3460	3470	3490	3520	3540	3550	3570	3590	3620	3640	3640	3640	3640	3640	3640	3640	3640	3640	3640	3640	3640
1160	1750	3450	34	1.910	34	1.910	1.000	3400	3440	3450	3500	3530	3580	3620	3640	3650	3670	3700	3720	3730	3750	3770	3800	3820	3820	3820	3820	3820	3820	3820	3820	3820	3820	3820	
1160	1750	3450	36	1.910	36	1.910	1.000	3580	3620	3630	3680	3710	3760	3800	3820	3830	3850	3880	3900	3910	3930	3950	3980	4000	4000	4000	4000	4000	4000	4000	4000	4000	4000	4000	4000
1160	1750	3450	38	1.910	38	1.910	1.000	3760	3800	3810	3860	3890	3940	3980	4000	4010	4030	4060	4080	4090	4110	4130	4160	4180	4180	4180	4180	4180	4180	4180	4180	4180	4180	4180	4180
1160	1750	3450	40	1.910	40	1.910	1.000	3940	3980	3990	4040	4070	4120	4160	4180	4190	4210	4240	4260	4270	4290	4310	4340	4360	4360	4360	4360	4360	4360	4360	4360	4360	4360	4360	4360
1160	1750	3450	42	1.910	42	1.910	1.000	4120	4160	4170	4220	4250	4300	4340	4360	4370	4390	4420	4440	4450	4470	4490	4520	4540	4540	4540	4540	4540	4540	4540	4540	4540	4540	4540	4540
1160	1750	3450	44	1.910	44	1.910	1.000	4300	4340	4350	4400	4430	4480	4520	4540	4550	4570	4600	4620	4630	4650	4670	4700	4720	4720	4720	4720	4720	4720	4720	4720	4720	4720	4720	4720
1160	1750	3450	46	1.910	46	1.910	1.000	4480	4520	4530	4580	4610	4660	4700	4720	4730	4750	4780	4800	4810	4830	4850	4880	4900	4900	4900	4900	4900	4900	4900	4900	4900	4900	4900	4900
1160	1750	3450	48	1.910	48	1.910	1.000	4660	4700	4710	4760	4790	4840	4880	4900	4910	4930	4960	4980	4990	5010	5030	5060	5080	5080	5080	5080	5080	5080	5080	5080	5080	5080	5080	5080
1160	1750	3450	50	1.910	50	1.910	1.000	4840	4880	4890	4940	4970	5020	5060	5080	5090	5110	5140	5160	5170	5190	5210	5240	5260	5260	5260	5260	5260	5260	5260	5260	5260	5260	5260	5260
1160	1750	3450	52	1.910	52	1.910	1.000	5020	5060	5070	5120	5150	5200	5240	5260	5270	5290	5320	5340	5350	5370	5390	5420	5440	5440	5440	5440	5440	5440	5440	5440	5440	5440	5440	5440
1160	1750	3450	54	1.910	54	1.910	1.000	5200	5240	5250	5300	5330	5380	5420	5260	5270	5290	5320	5340	5350	5370	5390	5420	5440	5440	5440	5440	5440	5440	5440	5440	5440	5440	5440	5440
1160	1750	3450	56	1.910	56	1.910	1.000	5380	5420	5430	5480	5510	5560	5600	5260	5270	5290	5320	5340	5350	5370	5390	5420	5440	5440	5440	5440	5440	5440	5440	5440	5440	5440	5440	5440
1160	1750	3450	58	1.910	58	1.910	1.000	5560	5600	5610	5660	5690	5740	5780	5260	5270	5290	5320	5340	5350	5370	5390	5420	5440	5440	5440	5440	5440	5440	5440	5440	5440	5440	5440	5440
1160	1750	3450	60	1.910	60	1.910	1.000	5740	5780	5790	5840	5870	5920	5960	5260	5270	5290	5320	5340	5350	5370	5390	5420	5440	5440	5440	5440	5440	5440	5440	5440	5440	5440	5440	5440
1160	1750	3450	62	1.910	62	1.910	1.000	5920	5960	5970	6020	6050	6100	6140	5260	5270	5290	5320	5340	5350	5370	5390	5420	5440	5440	5440	5440	5440	5440	5440	5440	5440	5440	5440	5440
1160	1750	3450	64	1.910	64	1.910	1.000	6100	6140	6150	6200	6230	6280	6320	5260	5270	5290	5320	5340	5350	5370	5390	5420	5440	5440	5440	5440	5440	5440	5440	5440	5440	5440	5440	5440
1160	1750	3450	66	1.910	66	1.910	1.000	6280	6320	6330	6380	6410	6460	6500	5260	5270	5290	5320	5340	5350	5370	5390	5420	5440	5440	5440	5440	5440	5440	5440	5440	5440	5440	5440	5440
1160	1750	3450	68	1.910	68	1.910	1.000	6460	6500	6510	6560	6590	6640	6680	5260	5270	5290	5320	5340	5350	5370	5390	5420	5440	5440	5440	5440	5440	5440	5440	5440	5440	5440	5440	5440
1160	1750	3450	70	1.910	70	1.910	1.000	6640	6680	6690	6740	6770	6820	6860	5260	5270	5290	5320	5340	5350	5370	5390	5420	5440	5440	5440	5440	5440	5440	5440	5440	5440	5440	5440	5440
1160	1750	3450	72	1.910	72	1.910	1.000	6820	6860	6870	6920	6950	7000	7040	5260	5270	5290	5320	5340	5350	5370	5390	5420	5440	5440	5440	5440	5440	5440	5440	5440	5440	5440	5440	5440
1160	1750	3450	74	1.910	74	1.910	1.000	7000	7040	7050	7100	7130	7180	7220	5260	5270	5290	5320	5340	5350	5370	5390	5420	5440	5440	5440	5440	5440	5440	5440	5440	5440	5440	5440	5440
1160	1750	3450	76	1.910	76	1.910	1.000	7180	7220	7230	7280	7310	7360	7400	5260	5270	5290	5320	5340	5350	5370	5390	5420	5440	5440	5440	5440	5440	5440	5440	5440	5440	5440	5	

0.8

Drive Selection Table

XL, 0.200" Pitch Belts

Driven Speed				Sprocket Combinations				Center Distance, Inches																																																																																																																																																																																																																																																																																																																																																																																																																																																																																																																																																																																																																																																																																																																																																																																																																																																																																
For motor speed of				Driver		Driven		Speed Ratio																																																																																																																																																																																																																																																																																																																																																																																																																																																																																																																																																																																																																																																																																																																																																																																																																																																																																
1160 RPM	1750 RPM	3450 RPM		No. of Grooves	Pitch Inches	No. of Grooves	Pitch Inches	1:1	1:1.20	1:1.42	1:1.63	1:1.88	1:2.10	1:2.34	1:2.59	1:2.86	1:3.15	1:3.46	1:3.79	1:4.13	1:4.50	1:4.90	1:5.33	1:5.79	1:6.28	1:6.80	1:7.35	1:7.93	1:8.54	1:9.18	1:9.86	1:10.58	1:11.34	1:12.14	1:12.98	1:13.86	1:14.78	1:15.74	1:16.75	1:17.81	1:18.92	1:20.08	1:21.30	1:22.58	1:23.92	1:25.33	1:26.81	1:28.36	1:29.98	1:31.68	1:33.45	1:35.29	1:37.19	1:39.16	1:41.20	1:43.33	1:45.54	1:47.93	1:50.41	1:52.98	1:55.64	1:58.40	1:61.26	1:64.22	1:67.28	1:70.45	1:73.73	1:77.13	1:80.65	1:84.29	1:88.06	1:91.96	1:95.99	1:100.16	1:104.50	1:108.99	1:113.65	1:118.47	1:123.46	1:128.62	1:133.95	1:139.46	1:145.15	1:151.03	1:157.11	1:163.40	1:169.89	1:176.59	1:183.50	1:190.63	1:197.97	1:205.54	1:213.35	1:221.40	1:229.70	1:238.25	1:247.06	1:256.14	1:265.49	1:275.12	1:285.03	1:295.23	1:305.72	1:316.51	1:327.60	1:339.00	1:350.71	1:362.74	1:375.09	1:387.76	1:400.76	1:414.09	1:427.76	1:441.78	1:456.15	1:470.88	1:485.97	1:501.43	1:517.26	1:533.46	1:549.94	1:566.81	1:584.07	1:601.73	1:619.79	1:638.26	1:657.15	1:676.47	1:696.13	1:716.15	1:736.53	1:757.28	1:778.40	1:799.89	1:821.77	1:844.04	1:866.70	1:889.75	1:913.19	1:937.03	1:961.27	1:985.91	1:1010.96	1:1036.41	1:1062.27	1:1088.54	1:1115.23	1:1142.34	1:1169.87	1:1197.83	1:1226.23	1:1255.07	1:1284.36	1:1314.10	1:1344.30	1:1374.97	1:1406.12	1:1437.75	1:1469.87	1:1502.48	1:1535.59	1:1569.20	1:1603.32	1:1637.95	1:1673.10	1:1708.77	1:1744.96	1:1781.67	1:1818.91	1:1856.68	1:1894.98	1:1933.81	1:1973.18	1:2013.09	1:2053.54	1:2094.54	1:2136.08	1:2178.17	1:2220.81	1:2264.00	1:2307.74	1:2352.03	1:2396.88	1:2442.28	1:2488.24	1:2534.72	1:2581.73	1:2629.27	1:2677.35	1:2725.97	1:2775.14	1:2824.86	1:2875.13	1:2925.96	1:2977.35	1:3029.30	1:3081.82	1:3134.91	1:3188.58	1:3242.83	1:3297.66	1:3353.07	1:3409.06	1:3465.64	1:3522.82	1:3580.60	1:3638.98	1:3697.97	1:3757.57	1:3817.78	1:3878.59	1:3939.01	1:3999.04	1:4059.68	1:4120.93	1:4182.79	1:4245.26	1:4308.35	1:4372.05	1:4436.37	1:4501.31	1:4566.88	1:4633.08	1:4699.91	1:4767.37	1:4835.47	1:4904.20	1:4973.57	1:5043.58	1:5114.23	1:5185.53	1:5257.48	1:5329.99	1:5403.06	1:5476.69	1:5550.89	1:5625.66	1:5700.99	1:5776.89	1:5853.36	1:5930.40	1:6008.01	1:6086.19	1:6164.94	1:6244.27	1:6324.18	1:6404.67	1:6485.75	1:6567.42	1:6649.67	1:6732.50	1:6815.92	1:6899.93	1:6984.54	1:7069.75	1:7155.56	1:7241.97	1:7328.98	1:7416.59	1:7504.81	1:7593.64	1:7683.08	1:7773.13	1:7863.79	1:7955.06	1:8046.94	1:8139.43	1:8232.54	1:8326.27	1:8420.62	1:8515.59	1:8611.18	1:8707.39	1:8804.22	1:8901.67	1:8999.74	1:9098.44	1:9197.77	1:9297.73	1:9398.32	1:9499.55	1:9601.42	1:9703.93	1:9807.08	1:9910.87	1:10015.31	1:10115.31	1:10215.31	1:10315.31	1:10415.31	1:10515.31	1:10615.31	1:10715.31	1:10815.31	1:10915.31	1:11015.31	1:11115.31	1:11215.31	1:11315.31	1:11415.31	1:11515.31	1:11615.31	1:11715.31	1:11815.31	1:11915.31	1:12015.31	1:12115.31	1:12215.31	1:12315.31	1:12415.31	1:12515.31	1:12615.31	1:12715.31	1:12815.31	1:12915.31	1:13015.31	1:13115.31	1:13215.31	1:13315.31	1:13415.31	1:13515.31	1:13615.31	1:13715.31	1:13815.31	1:13915.31	1:14015.31	1:14115.31	1:14215.31	1:14315.31	1:14415.31	1:14515.31	1:14615.31	1:14715.31	1:14815.31	1:14915.31	1:15015.31	1:15115.31	1:15215.31	1:15315.31	1:15415.31	1:15515.31	1:15615.31	1:15715.31	1:15815.31	1:15915.31	1:16015.31	1:16115.31	1:16215.31	1:16315.31	1:16415.31	1:16515.31	1:16615.31	1:16715.31	1:16815.31	1:16915.31	1:17015.31	1:17115.31	1:17215.31	1:17315.31	1:17415.31	1:17515.31	1:17615.31	1:17715.31	1:17815.31	1:17915.31	1:18015.31	1:18115.31	1:18215.31	1:18315.31	1:18415.31	1:18515.31	1:18615.31	1:18715.31	1:18815.31	1:18915.31	1:19015.31	1:19115.31	1:19215.31	1:19315.31	1:19415.31	1:19515.31	1:19615.31	1:19715.31	1:19815.31	1:19915.31	1:20015.31	1:20115.31	1:20215.31	1:20315.31	1:20415.31	1:20515.31	1:20615.31	1:20715.31	1:20815.31	1:20915.31	1:21015.31	1:21115.31	1:21215.31	1:21315.31	1:21415.31	1:21515.31	1:21615.31	1:21715.31	1:21815.31	1:21915.31	1:22015.31	1:22115.31	1:22215.31	1:22315.31	1:22415.31	1:22515.31	1:22615.31	1:22715.31	1:22815.31	1:22915.31	1:23015.31	1:23115.31	1:23215.31	1:23315.31	1:23415.31	1:23515.31	1:23615.31	1:23715.31	1:23815.31	1:23915.31	1:24015.31	1:24115.31	1:24215.31	1:24315.31	1:24415.31	1:24515.31	1:24615.31	1:24715.31	1:24815.31	1:24915.31	1:25015.31	1:25115.31	1:25215.31	1:25315.31	1:25415.31	1:25515.31	1:25615.31	1:25715.31	1:25815.31	1:25915.31	1:26015.31	1:26115.31	1:26215.31	1:26315.31	1:26415.31	1:26515.31	1:26615.31	1:26715.31	1:26815.31	1:26915.31	1:27015.31	1:27115.31	1:27215.31	1:27315.31	1:27415.31	1:27515.31	1:27615.31	1:27715.31	1:27815.31	1:27915.31	1:28015.31	1:28115.31	1:28215.31	1:28315.31	1:28415.31	1:28515.31	1:28615.31	1:28715.31	1:28815.31	1:28915.31	1:29015.31	1:29115.31	1:29215.31	1:29315.31	1:29415.31	1:29515.31	1:29615.31	1:29715.31	1:29815.31	1:29915.31	1:30015.31	1:30115.31	1:30215.31	1:30315.31	1:30415.31	1:30515.31	1:30615.31	1:30715.31	1:30815.31	1:30915.31	1:31015.31	1:31115.31	1:31215.31	1:31315.31	1:31415.31	1:31515.31	1:31615.31	1:31715.31	1:31815.31	1:31915.31	1:32015.31	1:32115.31	1:32215.31	1:32315.31	1:32415.31	1:32515.31	1:32615.31	1:32715.31	1:32815.31	1:32915.31	1:33015.31	1:33115.31	1:33215.31	1:33315.31	1:33415.31	1:33515.31	1:33615.31	1:33715.31	1:33815.31	1:33915.31	1:34015.31	1:34115.31	1:34215.31	1:34315.31	1:34415.31	1:34515.31	1:34615.31	1:34715.31	1:34815.31	1:34915.31	1:35015.31	1:35115.31	1:35215.31	1:35315.31	1:35415.31	1:35515.31	1:35615.31	1:35715.31	1:35815.31	1:35915.31	1:36015.31	1:36115.31	1:36215.31	1:36315.31	1:36415.31	1:36515.31	1:36615.31	1:36715.31	1:36815.31	1:36915.31	1:37015.31	1:37115.31	1:37215.31	1:37315.31	1:37415.31	1:37515.31	1:37615.31	1:37715.31	1:37815.31	1:37915.31	1:38015.31	1:38115.31	1:38215.31	1:38315.31	1:38415.31	1:38515.31	1:38615.31	1:38715.31	1:38815.31	1:38915.31	1:39015.31	1:39115.31	1:39215.31	1:39315.31	1:39415.31	1:39515.31	1:39615.31	1:39715.31	1:39815.31	1:39915.31	1:40015.31	1:40115.31	1:40215.31	1:40315.31	1:40415.31	1:40515.31	1:40615.31	1:40715.31	1:40815.31	1:40915.31	1:41015.31	1:41115.31	1:41215.31	1:41315.31	1:41415.31	1:41515.31	1:41615.31	1:41715.31	1:41815.31	1:41915.31	1:42015.31	1:42115.31	1:42215.31	1:42315.31	1:42415.31	1:42515.31	1:42615.31	1:42715.31	1:42815.31	1:42915.31	1:43015.31	1:43115.31	1:43215.31	1:43315.31	1:43415.31	1:43515.31	1:43615.31	1:43715.31	1:43815.31	1:43915.31	1:44015.31	1:44115.31	1:44215.31	1:44315.31	1:44415.31	1:44515.31	1:44615.31	1:44715.31	1:44815.31	1:44915.31	1:45015.31	1:45115.31	1:45215.31	1:45315.31	1:45415.31	1:45515.31	1:45615.31	1:45715.31	1:45815.31	1:45915.31	1:46015.31	1:46115.31	1:46215.31	1:46315.31	1:46415.31	1:46515.31	1:46615.31	1:46715.31	1:46815.31	1:46915.31	1:47015.31	1:47115.31	1:47215.31	1:47315.31	1:47415.31	1:47515.31	1:47615.31	1:47715.31	1:47815.31	1:47915.31	1:48015.31	1:48115.31	1:48215.31	1:48315.31	1:48415.31	1:48515.31	1:48615.31	1:48715.31	1:48815.31	1:48915.31	1:49015.31	1:49115.31	1:49215.31	1:49315.31	1:49415.31	1:49515.31	1:49615.31	1:49715.31	1:49815.31	1:49915.31	1:50015.31	1:50115.31	1:50215.31	1:50315.31	1:50415.31	1:50515.31	1:50615.31	1:50715.31	1:50815.31	1:50915.31	1:51015.31	1:51115.31	1:51215.31	1:51315.31	1:51415.31	1:51515.31	1:51615.31	1:51715.31	1:51815.31	1:51915.31	1:52015.31	1:52115.31	1:52215.31	1:52315.31	1:52415.31	1:52515.31	1:52615.31	1:52715.31	1:52815.31	1:52915.31	1:53015.31	1:53115.31	1:53215.31	1:53315.31	1:53415.31	1:53515.31	1:53615.31	1:53715.31	1:53815.31	1:53915.31	1:54015.31	1:54115.31	1:54215.31	1:54315.31	1:54415.31	1:54515.31	1:54615.31	1:54715.31	1:54815.31	1:54915.31	1:55015.31	1:55115.31	1:55215.31	1:55315.31	1:55415.31	1:55515.31	1:55615.31	1:55715.31	1:55815.31	1:55915.31	1:56015.31	1:56115.31	1:56215.31	1:56315.31	1:56415.31	1:56515.31	1:56615.31	1:56715.31	1:56815.31	1:56915.31	1:57015.31	1:57115.31	1:57215.31	1:57315.31	1:57415.31	1:57515.31	1:57615.31	1:57715.31	1:57815.31	1:57915.31	1:58015.31	1:58115.31	1:58215.31	1:58315.31	1:58415.31	1:58515.31	1:58615.31	1:58715.31	1:58815.31	1:58915.31	1:59015.31	1:59115.31	1:59215.31	1:59315.31	1:59415.31	1:59515.31	1:59615.31	1:59715.31	1:59815.31	1:59915.31	1:60015.31	1:60115.31	1:60215.31	1:60315.31	1:60415.31	1:60515.31	1:60615.31	1:60715.31	1:60815.31	1:60915.31	1:61015.31	1:61115.31	1:61215.31	1:61315.31	1:61415.31	1:61515.31	1:61615.31	1:61715.31	1:61815.31	1:61915.31	1:62015.31	1:62115.31	1:62215.31	1:62315.31	1:62415.31	1:62515.31	1:62615.31	1:62715.31	1:62815.31	1:62915.31	1:63015.31	1:63115.31	1:63215.31	1:63315.31	1:63415.31	1:63515.31	1:63615.31	1:63715.31	1:63815.31	1:63915.31	1:64015.31	1:64115.31	1:64215.31	1:64315.31	1:64415.31	1:64515.31	1:64615.31	1:64715.31	1:64815.31	1:64915.31	1:65015.31	1:65115.31	1:65215.31	1:65315.31	1:65415.31	1:65515.31	1:65615.31	1:65715.31	1:65815.31	1:65915.31	1:66015.31	1:66115.31	1:66215.31	1:66315.31	1:66415.31	1:66515.31	1:66615.31	1:66715.31	1:66815.31	1:66915.31	1:67015.31

Item in Mesh Factor:

9.0

0.8

1.0

69



Drive/Speed			Sprocket Combinations				Center Distance, Inches																											
For motor speed of			Driver		Driven																													
1160 RPM	1750 RPM	3450 RPM	No. of Grooves	Pitch Diam. Inches	No. of Grooves	Pitch Diam. Inches	Speed Ratio	42XL P.L. 4.20 Teeth	50XL P.L. 5.00 Teeth	54XL P.L. 5.40 Teeth	56XL P.L. 5.60 Teeth	58XL P.L. 5.80 Teeth	60XL P.L. 6.00 Teeth	62XL P.L. 6.20 Teeth	64XL P.L. 6.40 Teeth	66XL P.L. 6.60 Teeth	68XL P.L. 6.80 Teeth	70XL P.L. 7.00 Teeth	72XL P.L. 7.20 Teeth	74XL P.L. 7.40 Teeth	76XL P.L. 7.60 Teeth	78XL P.L. 7.80 Teeth	80XL P.L. 8.00 Teeth	82XL P.L. 8.20 Teeth	84XL P.L. 8.40 Teeth	86XL P.L. 8.60 Teeth	88XL P.L. 8.80 Teeth	90XL P.L. 9.00 Teeth	92XL P.L. 9.20 Teeth	94XL P.L. 9.40 Teeth	96XL P.L. 9.60 Teeth	48 Teeth		
773	1167	2300	10	0.637	15	0.955	1.500																											
773	1167	2300	12	0.764	18	1.146	1.500																											
773	1167	2300	14	0.891	21	1.337	1.500																											
773	1167	2300	16	1.019	24	1.528	1.500																											
773	1167	2300	20	1.273	30	1.910	1.500																											
773	1167	2300	24	1.528	36	2.292	1.500																											
773	1167	2300	28	1.783	42	2.674	1.500																											
761	1148	2264	21	1.337	32	2.037	1.524																											
746	1125	2217	18	1.146	28	1.783	1.595																											
738	1114	2196	14	0.891	22	1.401	1.571																											
738	1114	2196	28	1.783	44	2.801	1.571																											
725	1094	2156	10	0.637	16	1.019	1.600																											
725	1094	2156	15	0.955	24	1.528	1.600																											
725	1094	2156	20	1.273	32	2.037	1.600																											
725	1094	2156	30	1.910	48	3.056	1.600																											
709	1070	2109	11	0.700	18	1.146	1.636																											
709	1070	2109	22	1.401	36	2.292	1.636																											
696	1050	2070	12	0.764	20	1.273	1.667																											
696	1050	2070	18	1.146	30	1.910	1.667																											
696	1050	2070	24	1.528	40	2.546	1.667																											
677	1021	2013	14	0.891	24	1.528	1.714																											
677	1021	2013	21	1.337	36	2.292	1.714																											
677	1021	2013	28	1.783	48	3.056	1.714																											
663	1000	1971	12	0.764	21	1.337	1.750																											
663	1000	1971	16	1.019	28	1.783	1.750																											
663	1000	1971	24	1.528	42	2.674	1.750																											
652	984	1940	18	1.146	32	2.037	1.788																											
644	972	1917	10	0.637	18	1.146	1.800																											
644	972	1917	20	1.273	36	2.292	1.800																											
638	963	1898	11	0.700	20	1.273	1.818																											
638	963	1898	22	1.401	40	2.546	1.818																											
633	955	1882	12	0.764	22	1.401	1.833																											
633	955	1882	24	1.528	44	2.801	1.833																											
621	937	1848	15	0.955	28	1.783	1.867																											
619	933	1840	16	1.019	30	1.910	1.875																											
609	919	1811	21	1.337	40	2.546	1.905																											
608	917	1807	11	0.700	21	1.337	1.909																											
608	917	1807	22	1.401	42	2.674	1.909																											
580	875	1725	10	0.637	20	1.273	2.000																											
580	875	1725	11	0.700	22	1.401	2.000																											
580	875	1725	12	0.764	24	1.528	2.000																											
580	875	1725	14	0.891	28	1.783	2.000																											
580	875	1725	15	0.955	30	1.910	2.000																											
580	875	1725	16	1.019	32	2.037	2.000																											
580	875	1725	18	1.146	36	2.292	2.000																											
580	875	1725	20	1.273	40	2.546	2.000																											
580	875	1725	21	1.337	42	2.674	2.000																											
580	875	1725	22	1.401	44	2.801	2.000																											
580	875	1725	24	1.528	48	3.056	2.000																											
580	875	1725	30	1.910	60	3.820	2.000																											
554	835	1647	21	1.337	44	2.801	2.095																											
552	833	1643	10	0.637	21	1.337	2.100																											
552	833	1643	20	1.273	42	2.674	2.100																											
544	820	1617	15	0.955	32	2.037	2.133																											
541	817																																	

Teeth in Mesh Factor:

1.0

0.8

0.6

XL, 0.200" Pitch Belts

Drive Selection Table

Drivelt Speed		Sprocket Combinations					Speed Ratio																										
		Driver		Driven																													
For motor speed of		No. of Grooves	Pitch Diam. Inches	No. of Grooves	Pitch Diam. Inches																												
1160 RPM	1750 RPM	3450 RPM																															
773	1167	2300	10	0.637	15	0.955	1.500	3.65	3.75	3.85	4.05	4.15	4.25	4.35	4.45	4.55	4.75	4.85	4.95	5.05	5.15	5.25	5.35	5.45	5.55	5.65	5.75	5.85	5.95	6.05	6.15	148L P. 1.80	
773	1167	2300	12	0.764	18	1.146	1.500	3.39	3.49	3.59	3.80	3.90	4.00	4.10	4.20	4.30	4.50	4.60	4.70	4.80	4.90	5.00	5.10	5.20	5.30	5.40	5.50	5.60	5.70	5.80	5.90	146L P. 1.60	
773	1167	2300	14	0.891	21	1.337	1.500	3.14	3.24	3.34	3.54	3.64	3.74	3.84	3.94	4.04	4.24	4.34	4.44	4.54	4.64	4.74	4.85	4.95	5.05	5.15	5.25	5.35	5.45	5.55	5.65	5.75	144L P. 1.40
773	1167	2300	16	1.019	24	1.528	1.500	2.89	2.99	3.09	3.29	3.39	3.49	3.59	3.69	3.79	3.99	4.09	4.19	4.29	4.39	4.49	4.59	4.69	4.79	4.89	4.99	5.09	5.19	5.29	5.39	5.49	142L P. 1.20
773	1167	2300	20	1.273	30	1.910	1.500	2.38	2.48	2.58	2.78	2.88	2.98	3.08	3.18	3.28	3.48	3.58	3.68	3.78	3.88	3.98	4.08	4.18	4.28	4.38	4.48	4.58	4.68	4.78	4.88	4.98	140L P. 1.00
773	1167	2300	24	1.528	36	2.292	1.500	2.22	2.32	2.42	2.62	2.72	2.82	2.92	3.02	3.12	3.32	3.42	3.52	3.62	3.72	3.82	3.92	4.02	4.12	4.22	4.32	4.42	4.52	4.62	4.72	4.82	138L P. 1.80
773	1167	2300	28	1.783	42	2.674	1.500	2.22	2.32	2.42	2.62	2.72	2.82	2.92	3.02	3.12	3.32	3.42	3.52	3.62	3.72	3.82	3.92	4.02	4.12	4.22	4.32	4.42	4.52	4.62	4.72	4.82	136L P. 1.60
761	1148	2264	21	1.337	32	2.037	1.500	2.58	2.68	2.78	2.98	3.08	3.18	3.28	3.38	3.48	3.68	3.78	3.88	3.98	4.08	4.18	4.28	4.38	4.48	4.58	4.68	4.78	4.88	4.98	5.08	5.18	134L P. 1.40
746	1125	2217	18	1.146	28	1.783	1.556	2.58	2.68	2.78	2.98	3.08	3.18	3.28	3.38	3.48	3.68	3.78	3.88	3.98	4.08	4.18	4.28	4.38	4.48	4.58	4.68	4.78	4.88	4.98	5.08	5.18	132L P. 1.30
738	1114	2196	18	1.019	24	1.528	1.500	2.38	2.48	2.58	2.78	2.88	2.98	3.08	3.18	3.28	3.48	3.58	3.68	3.78	3.88	3.98	4.08	4.18	4.28	4.38	4.48	4.58	4.68	4.78	4.88	4.98	130L P. 1.30
725	1094	2156	15	0.955	21	1.337	1.500	2.38	2.48	2.58	2.78	2.88	2.98	3.08	3.18	3.28	3.48	3.58	3.68	3.78	3.88	3.98	4.08	4.18	4.28	4.38	4.48	4.58	4.68	4.78	4.88	4.98	128L P. 1.80
725	1094	2156	30	1.910	48	3.056	1.600	2.27	2.37	2.47	2.67	2.77	2.87	2.97	3.07	3.17	3.37	3.47	3.57	3.67	3.77	3.87	3.97	4.07	4.17	4.27	4.37	4.47	4.57	4.67	4.77	4.87	126L P. 1.60
709	1070	2109	11	0.700	11	1.146	1.636	3.44	3.54	3.64	3.84	3.94	4.04	4.14	4.24	4.34	4.54	4.64	4.74	4.84	4.94	5.04	5.14	5.24	5.34	5.44	5.54	5.64	5.74	5.84	5.94	6.04	124L P. 1.40
709	1070	2109	22	1.401	22	2.292	1.636	3.24	3.34	3.44	3.64	3.74	3.84	3.94	4.04	4.14	4.34	4.44	4.54	4.64	4.74	4.84	4.94	5.04	5.14	5.24	5.34	5.44	5.54	5.64	5.74	5.84	122L P. 1.30
696	1050	2070	12	0.764	12	1.146	1.783	3.29	3.39	3.49	3.69	3.79	3.89	3.98	4.08	4.18	4.38	4.48	4.58	4.68	4.78	4.88	4.98	5.08	5.18	5.28	5.38	5.48	5.58	5.68	5.78	5.88	120L P. 1.20
696	1050	2070	24	1.528	24	2.292	1.783	2.67	2.77	2.87	3.07	3.17	3.27	3.37	3.47	3.57	3.77	3.87	3.97	4.07	4.17	4.27	4.37	4.47	4.57	4.67	4.77	4.87	4.97	5.07	5.17	5.27	118L P. 1.10
677	1021	2013	14	0.891	14	1.273	1.714	2.98	3.08	3.18	3.38	3.48	3.58	3.68	3.78	3.88	3.98	4.08	4.18	4.28	4.38	4.48	4.58	4.68	4.78	4.88	4.98	5.08	5.18	5.28	5.38	5.48	116L P. 1.60
677	1021	2013	28	1.783	28	2.674	1.714	2.98	3.08	3.18	3.38	3.48	3.58	3.68	3.78	3.88	3.98	4.08	4.18	4.28	4.38	4.48	4.58	4.68	4.78	4.88	4.98	5.08	5.18	5.28	5.38	5.48	114L P. 1.40
663	1000	1971	16	1.019	16	1.273	1.750	3.24	3.34	3.44	3.64	3.74	3.84	3.94	4.04	4.14	4.34	4.44	4.54	4.64	4.74	4.84	4.94	5.04	5.14	5.24	5.34	5.44	5.54	5.64	5.74	5.84	112L P. 1.20
663	1000	1971	32	2.037	32	2.674	1.750	2.67	2.77	2.87	3.07	3.17	3.27	3.37	3.47	3.57	3.77	3.87	3.97	4.07	4.17	4.27	4.37	4.47	4.57	4.67	4.77	4.87	4.97	5.07	5.17	5.27	110L P. 1.10
652	984	1940	18	1.146	18	1.401	1.778	2.36	2.46	2.56	2.76	2.87	2.97	3.07	3.17	3.27	3.47	3.57	3.67	3.77	3.87	3.97	4.07	4.17	4.27	4.37	4.47	4.57	4.67	4.77	4.87	4.97	108L P. 1.80
644	972	1917	20	1.273	20	1.528	1.800	2.34	2.44	2.54	2.74	2.84	2.94	3.04	3.14	3.24	3.44	3.54	3.64	3.74	3.84	3.94	4.04	4.14	4.24	4.34	4.44	4.54	4.64	4.74	4.84	4.94	106L P. 1.60
644	972	1917	40	2.546	40	3.056	1.818	2.34	2.44	2.54	2.74	2.84	2.94	3.04	3.14	3.24	3.44	3.54	3.64	3.74	3.84	3.94	4.04	4.14	4.24	4.34	4.44	4.54	4.64	4.74	4.84	4.94	104L P. 1.40
638	963	1898	22	1.401	22	2.292	1.833	3.18	3.28	3.38	3.58	3.68	3.78	3.88	3.98	4.08	4.18	4.28	4.38	4.48	4.58	4.68	4.78	4.88	4.98	5.08	5.18	5.28	5.38	5.48	5.58	5.68	102L P. 1.20
633	955	1882	12	0.764	12	1.146	1.833	3.18	3.28	3.38	3.58	3.68	3.78	3.88	3.98	4.08	4.18	4.28	4.38	4.48	4.58	4.68	4.78	4.88	4.98	5.08	5.18	5.28	5.38	5.48	5.58	5.68	100L P. 1.00
633	955	1882	24	1.528	24	2.674	1.833	3.18	3.28	3.38	3.58	3.68	3.78	3.88	3.98	4.08	4.18	4.28	4.38	4.48	4.58	4.68	4.78	4.88	4.98	5.08	5.18	5.28	5.38	5.48	5.58	5.68	98L P. 0.80
621	937	1848	15	0.955	15	1.337	1.867	2.72	2.82	2.92	3.12	3.22	3.32	3.42	3.52	3.62	3.82	3.92	4.02	4.12	4.22	4.32	4.42	4.52	4.62	4.72	4.82	4.92	5.02	5.12	5.22	5.32	96L P. 1.80
619	933	1840	16	1.019	16	1.401	1.875	2.56	2.66	2.76	2.96	3.06	3.16	3.26	3.36	3.46	3.66	3.76	3.86	3.96	4.06	4.16	4.26	4.36	4.46	4.56	4.66	4.76	4.86	4.96	5.06	5.16	94L P. 1.60
609	919	1811	21	1.337	21	2.037	1.905	2.38	2.48	2.58	2.78	2.88	2.98	3.08	3.18	3.28	3.48	3.58	3.68	3.78	3.88	3.98	4.08	4.18	4.28	4.38	4.48	4.58	4.68	4.78	4.88	4.98	92L P. 1.40
608	917	1807	11	0.700	11	1.146	1.909	3.28	3.38	3.48	3.68	3.78	3.88	3.98	4.08	4.18	4.38	4.48	4.58	4.68	4.78	4.88	4.98	5.08	5.18	5.28	5.38	5.48	5.58	5.68	5.78	5.88	90L P. 1.20
608	917	1807	22	1.401	22	2.292	1.909	3.28	3.38	3.48	3.68	3.78	3.88	3.98	4.08	4.18	4.38	4.48	4.58	4.68	4.78	4.88	4.98	5.08	5.18	5.28	5.38	5.48	5.58	5.68	5.78	5.88	88L P. 1.00
580	875	1725	10	0.637	10	0.955	2.000	3.38	3.48	3.58	3.78	3.88	3.98	4.08	4.18	4.28	4.48	4.58	4.68	4.78	4.88	4.98	5.08	5.18	5.28	5.38	5.48	5.58	5.68	5.78	5.88	5.98	86L P. 1.80
580	875	1725	20	1.273	20	1.910	2.000	3.23	3.33	3.43	3.63	3.73	3.83	3.93	4.03	4.13	4.33	4.43	4.53	4.63	4.73	4.83	4.93	5.03	5.13	5.23	5.33	5.43	5.53	5.63	5.73	5.83	84L P. 1.60
580	875	1725	40	2.546	40	3.056	2.000	3.23	3.33	3.43	3.63	3.73	3.83.																				

Driven Speed				Sprocket Combinations			Center Distance, Inches																											
For motor speed of				Driver	Driven		Speed Ratio	1500L	152XL	154XL	156XL	158XL	160XL	162XL	164XL	166XL	168XL	170XL	172XL	174XL	176XL	178XL	180XL	182XL	184XL	186XL	188XL	194Teeth	196Teeth	198Teeth	200Teeth			
1160 RPM	1750 RPM	3450 RPM	No. of Grooves	Pitch Diam. Inches	No. of Grooves	Pitch Diam. Inches		1500L	152XL	154XL	156XL	158XL	160XL	162XL	164XL	166XL	168XL	170XL	172XL	174XL	176XL	178XL	180XL	182XL	184XL	186XL	188XL	194Teeth	196Teeth	198Teeth	200Teeth			
773	1167	2300	10	0.637	15	0.955	1.500	6.25	6.35	6.45	6.55	6.65	6.75	6.85	6.95	7.05	7.15	7.25	7.35	7.45	7.55	7.65	7.75	7.85	7.95	8.05	8.15	8.25	8.35	8.45	8.55			
773	1167	2300	12	0.764	18	1.146	1.500	6.00	6.20	6.30	6.40	6.50	6.60	6.70	6.80	6.90	7.00	7.10	7.20	7.30	7.40	7.50	7.60	7.70	7.80	7.90	8.00	8.10	8.20	8.30	8.40			
773	1167	2300	14	0.891	21	1.337	1.500	5.75	5.85	5.95	6.05	6.15	6.25	6.35	6.45	6.55	6.65	6.75	6.85	6.95	7.05	7.15	7.25	7.35	7.45	7.55	7.65	7.75	7.85	7.95	8.05			
773	1167	2300	16	1.019	24	1.528	1.500	5.49	5.59	5.69	5.79	5.89	5.99	6.09	6.19	6.29	6.39	6.49	6.59	6.69	6.79	6.89	6.99	7.09	7.19	7.29	7.39	7.49	7.59	7.69	7.79			
773	1167	2300	20	1.273	30	1.910	1.500	4.99	5.09	5.19	5.29	5.39	5.49	5.59	5.69	5.79	5.89	5.99	6.09	6.19	6.29	6.39	6.49	6.59	6.69	6.79	6.89	6.99	7.09	7.19	7.29			
773	1167	2300	24	1.528	36	2.292	1.500	4.48	4.58	4.68	4.78	4.88	4.98	5.09	5.19	5.29	5.39	5.49	5.59	5.69	5.79	5.89	5.99	6.09	6.19	6.29	6.39	6.49	6.59	6.69	6.79			
773	1167	2300	28	1.783	42	2.674	1.500	3.97	4.08	4.18	4.28	4.38	4.48	4.58	4.68	4.78	4.88	4.98	5.08	5.18	5.28	5.38	5.48	5.58	5.68	5.78	5.88	5.98	6.08	6.18	6.28			
761	1148	2264	21	1.337	32	2.037	1.524	4.84	4.94	5.04	5.14	5.24	5.34	5.44	5.54	5.64	5.74	5.84	5.94	6.04	6.14	6.24	6.34	6.44	6.54	6.64	6.74	6.84	6.94	7.04	7.14			
746	1125	2217	18	1.146	28	1.783	1.556	5.19	5.29	5.39	5.49	5.59	5.69	5.79	5.89	5.99	6.09	6.19	6.29	6.39	6.49	6.59	6.69	6.79	6.89	6.99	7.09	7.19	7.29	7.39	7.49			
738	1114	2196	14	0.891	22	1.401	1.571	5.69	5.79	5.89	5.99	6.09	6.19	6.29	6.39	6.49	6.59	6.69	6.79	6.89	6.99	7.09	7.19	7.29	7.39	7.49	7.59	7.69	7.79	7.89	7.99			
738	1114	2196	28	1.783	44	2.801	1.601	3.87	3.97	4.07	4.17	4.27	4.37	4.47	4.57	4.67	4.77	4.87	4.97	5.07	5.17	5.27	5.37	5.47	5.57	5.67	5.77	5.87	5.97	6.07	6.17			
725	1094	2156	10	0.637	16	1.019	1.500	6.20	6.30	6.40	6.50	6.60	6.70	6.80	6.90	7.00	7.10	7.20	7.30	7.40	7.50	7.60	7.70	7.80	7.90	8.00	8.10	8.20	8.30	8.40	8.50			
725	1094	2156	15	0.955	24	1.526	1.600	5.34	5.44	5.54	5.64	5.74	5.84	5.94	6.04	6.14	6.24	6.34	6.44	6.54	6.64	6.74	6.84	6.94	7.04	7.14	7.24	7.34	7.44	7.54	7.64			
725	1094	2156	20	1.273	30	1.910	1.667	4.89	4.99	5.09	5.19	5.29	5.39	5.49	5.59	5.69	5.79	5.89	5.99	6.09	6.19	6.29	6.39	6.49	6.59	6.69	6.79	6.89	6.99	7.09	7.19			
725	1094	2156	24	1.528	36	2.292	1.667	4.38	4.48	4.58	4.68	4.78	4.88	4.98	5.08	5.18	5.28	5.38	5.48	5.58	5.68	5.78	5.88	5.98	6.08	6.18	6.28	6.38	6.48	6.58	6.68			
709	1070	2109	22	1.401	36	2.292	1.636	4.58	4.68	4.78	4.88	4.98	5.08	5.18	5.28	5.38	5.48	5.58	5.68	5.78	5.88	5.98	6.08	6.18	6.28	6.38	6.48	6.58	6.68	6.78	6.88			
696	1050	2070	12	0.764	20	1.273	1.667	5.89	5.99	6.09	6.19	6.29	6.40	6.50	6.60	6.70	6.80	6.90	7.00	7.10	7.20	7.30	7.40	7.50	7.60	7.70	7.80	7.90	8.00	8.10	8.20			
696	1050	2070	18	1.146	30	1.910	1.667	5.09	5.19	5.29	5.39	5.49	5.59	5.69	5.79	5.89	5.99	6.09	6.19	6.29	6.39	6.49	6.59	6.69	6.79	6.89	6.99	7.09	7.19	7.29	7.39			
696	1050	2070	24	1.528	40	2.546	1.667	4.27	4.37	4.47	4.57	4.67	4.77	4.87	4.97	5.07	5.18	5.28	5.38	5.48	5.58	5.68	5.78	5.88	5.98	6.08	6.18	6.28	6.38	6.48	6.58			
677	1021	2013	14	0.891	24	1.528	1.714	5.59	5.69	5.79	5.89	5.99	6.09	6.19	6.29	6.39	6.49	6.59	6.69	6.79	6.89	6.99	7.09	7.19	7.29	7.39	7.49	7.59	7.69	7.79	7.89			
677	1021	2013	28	1.783	48	3.056	1.714	4.63	4.73	4.83	4.93	5.03	5.13	5.23	5.33	5.43	5.53	5.63	5.73	5.83	5.93	6.03	6.13	6.23	6.33	6.43	6.53	6.63	6.73	6.83				
663	1000	1971	28	1.783	48	3.056	1.714	3.64	3.75	3.85	3.95	4.05	4.15	4.25	4.35	4.45	4.55	4.65	4.75	4.85	4.95	5.05	5.15	5.25	5.35	5.45	5.55	5.65	5.75	5.85				
663	1000	1971	56	3.572	96	6.094	1.714	3.64	3.75	3.85	3.95	4.05	4.15	4.25	4.35	4.45	4.55	4.65	4.75	4.85	4.95	5.05	5.15	5.25	5.35	5.45	5.55	5.65	5.75	5.85				
663	1000	1971	112	7.143	192	12.188	1.714	3.64	3.75	3.85	3.95	4.05	4.15	4.25	4.35	4.45	4.55	4.65	4.75	4.85	4.95	5.05	5.15	5.25	5.35	5.45	5.55	5.65	5.75	5.85				
663	1000	1971	168	10.714	288	17.281	1.714	3.64	3.75	3.85	3.95	4.05	4.15	4.25	4.35	4.45	4.55	4.65	4.75	4.85	4.95	5.05	5.15	5.25	5.35	5.45	5.55	5.65	5.75	5.85				
663	1000	1971	224	14.286	384	22.374	1.714	3.64	3.75	3.85	3.95	4.05	4.15	4.25	4.35	4.45	4.55	4.65	4.75	4.85	4.95	5.05	5.15	5.25	5.35	5.45	5.55	5.65	5.75	5.85				
663	1000	1971	280	17.857	480	27.467	1.714	3.64	3.75	3.85	3.95	4.05	4.15	4.25	4.35	4.45	4.55	4.65	4.75	4.85	4.95	5.05	5.15	5.25	5.35	5.45	5.55	5.65	5.75	5.85				
663	1000	1971	336	21.429	576	32.960	1.714	3.64	3.75	3.85	3.95	4.05	4.15	4.25	4.35	4.45	4.55	4.65	4.75	4.85	4.95	5.05	5.15	5.25	5.35	5.45	5.55	5.65	5.75	5.85				
663	1000	1971	392	25.000	672	37.963	1.714	3.64	3.75	3.85	3.95	4.05	4.15	4.25	4.35	4.45	4.55	4.65	4.75	4.85	4.95	5.05	5.15	5.25	5.35	5.45	5.55	5.65	5.75	5.85				
663	1000	1971	448	28.571	768	42.966	1.714	3.64	3.75	3.85	3.95	4.05	4.15	4.25	4.35	4.45	4.55	4.65	4.75	4.85	4.95	5.05	5.15	5.25	5.35	5.45	5.55	5.65	5.75	5.85				
663	1000	1971	504	32.143	864	47.969	1.714	3.64	3.75	3.85	3.95	4.05	4.15	4.25	4.35	4.45	4.55	4.65	4.75	4.85	4.95	5.05	5.15	5.25	5.35	5.45	5.55	5.65	5.75	5.85				
663	1000	1971	560	35.714	960	52.972	1.714	3.64	3.75	3.85	3.95	4.05	4.15	4.25	4.35	4.45	4.55	4.65	4.75	4.85	4.95	5.05	5.15	5.25	5.35	5.45	5.55	5.65	5.75	5.85				
663	1000	1971	616	39.286	1056	57.975	1.714	3.64	3.75	3.85	3.95	4.05	4.15	4.25	4.35	4.45	4.55	4.65	4.75	4.85	4.95	5.05	5.15	5.25	5.35	5.45	5.55	5.65	5.75	5.85				
663	1000	1971	672	42.857	1152	62.978	1.714	3.64	3.75	3.85	3.95	4.05	4.15	4.25	4.35	4.45	4.55	4.65	4.75	4.85	4.95	5.05	5.15	5.25	5.35	5.45	5.55	5.65	5.75	5.85				
663	1000	1971	728	46.429	1248	67.981	1.714	3.64	3.75	3.85	3.95	4.05	4.15	4.25	4.35	4.45	4.55	4.65	4.75	4.85	4.95	5.05	5.15	5.25	5.35	5.45	5.55	5.65	5.75	5.85				
663	1000	1971	784	50.000	1344	72.984	1.714	3.64	3.75	3.85	3.95	4.05	4.15	4.25	4.35	4.45	4.55	4.65	4.75	4.85	4.95	5.05	5.15	5.25	5.35	5.45	5.55	5.65	5.75	5.85				
663	1000	1971	840	53.571	1440	77.987	1.714	3.64	3.75	3.85	3.95	4.05	4.15	4.25	4.35	4.45	4.55	4.65	4.75	4.85	4.95	5.05	5.15	5.25	5.35	5.45	5.55	5.65	5.75	5.85				
663	1000	1971	896	57.143	1536	82.990	1.714	3.64	3.75	3.85	3.95	4.05	4.15	4.25	4.35	4.45	4.55	4.65	4.75	4.85	4.95	5.05	5.15	5.25	5.35	5.45	5.55	5.65	5.75	5.85				
663	1000	1971	952	60.714	1632	87.993	1.714	3.64	3.75	3.85	3.95	4.05	4.15	4.25	4.35	4.45	4.55	4.65	4.75	4.85	4.95	5.05	5.15	5.25	5.35	5.45	5.55	5.65	5.75	5.85				
663	1000	1971	1008	64.286	1728	92.996	1.714	3.64	3.75	3.85	3.95	4.05	4.15	4.25	4.35	4.45	4.55	4.65	4.75	4.85	4.95	5.05	5.15	5.25	5.35	5.45	5.55	5.65	5.75	5.85				
663	1000	1971	1064	67.857	1824	97.999	1.714	3.64	3.75	3.85	3.95	4.05	4.15	4.25	4.35	4.45	4.55	4.65	4.75	4.85	4.95	5.05	5.15	5.25	5.35	5.45	5.55	5.65	5.75	5.85				
66																																		

Teeth in Mesh Factor:

90

0.8

XL, 0.200" Pitch Belts

Drive Selection Table

Drive/ Speed		Sprocket Combinations				Center Distance, Inches																																																																																																																																																																																																																																																																																																																																																																																																																																																																																																																																																																																																																																																																																																																																																																																																																																																																																																																																																																																																																																
For motor speed of		Driver		Driven		Speed Ratio																																																																																																																																																																																																																																																																																																																																																																																																																																																																																																																																																																																																																																																																																																																																																																																																																																																																																																																																																																																																																																
		No. of Grooves	Pitch Diam. Inches	No. of Grooves	Pitch Diam. Inches		202XL	204XL	206XL	210XL	212XL	214XL	218XL	220XL	222XL	226XL	228XL	230XL	232XL	234XL	236XL	240XL	246XL	250XL	254XL	258XL	260XL	262XL	264XL	266XL																																																																																																																																																																																																																																																																																																																																																																																																																																																																																																																																																																																																																																																																																																																																																																																																																																																																																																																																																																																																								
1160 RPM	1750 RPM	3450 RPM	10	0.637	1.500	8.85	8.85	9.05	9.25	9.35	9.45	9.65	9.75	9.85	10.05	10.15	10.25	10.35	10.45	10.55	10.65	10.75	10.85	10.95	11.05	11.15	11.25	11.35	11.45	11.55	11.65	11.75	11.85	11.95	12.05	12.15	12.25	12.35	12.45	12.55	12.65	12.75	12.85	12.95	13.05	13.15	13.25	13.35	13.45	13.55	13.65	13.75	13.85	13.95	14.05	14.15	14.25	14.35	14.45	14.55	14.65	14.75	14.85	14.95	15.05	15.15	15.25	15.35	15.45	15.55	15.65	15.75	15.85	15.95	16.05	16.15	16.25	16.35	16.45	16.55	16.65	16.75	16.85	16.95	17.05	17.15	17.25	17.35	17.45	17.55	17.65	17.75	17.85	17.95	18.05	18.15	18.25	18.35	18.45	18.55	18.65	18.75	18.85	18.95	19.05	19.15	19.25	19.35	19.45	19.55	19.65	19.75	19.85	19.95	20.05	20.15	20.25	20.35	20.45	20.55	20.65	20.75	20.85	20.95	21.05	21.15	21.25	21.35	21.45	21.55	21.65	21.75	21.85	21.95	22.05	22.15	22.25	22.35	22.45	22.55	22.65	22.75	22.85	22.95	23.05	23.15	23.25	23.35	23.45	23.55	23.65	23.75	23.85	23.95	24.05	24.15	24.25	24.35	24.45	24.55	24.65	24.75	24.85	24.95	25.05	25.15	25.25	25.35	25.45	25.55	25.65	25.75	25.85	25.95	26.05	26.15	26.25	26.35	26.45	26.55	26.65	26.75	26.85	26.95	27.05	27.15	27.25	27.35	27.45	27.55	27.65	27.75	27.85	27.95	28.05	28.15	28.25	28.35	28.45	28.55	28.65	28.75	28.85	28.95	29.05	29.15	29.25	29.35	29.45	29.55	29.65	29.75	29.85	29.95	30.05	30.15	30.25	30.35	30.45	30.55	30.65	30.75	30.85	30.95	31.05	31.15	31.25	31.35	31.45	31.55	31.65	31.75	31.85	31.95	32.05	32.15	32.25	32.35	32.45	32.55	32.65	32.75	32.85	32.95	33.05	33.15	33.25	33.35	33.45	33.55	33.65	33.75	33.85	33.95	34.05	34.15	34.25	34.35	34.45	34.55	34.65	34.75	34.85	34.95	35.05	35.15	35.25	35.35	35.45	35.55	35.65	35.75	35.85	35.95	36.05	36.15	36.25	36.35	36.45	36.55	36.65	36.75	36.85	36.95	37.05	37.15	37.25	37.35	37.45	37.55	37.65	37.75	37.85	37.95	38.05	38.15	38.25	38.35	38.45	38.55	38.65	38.75	38.85	38.95	39.05	39.15	39.25	39.35	39.45	39.55	39.65	39.75	39.85	39.95	40.05	40.15	40.25	40.35	40.45	40.55	40.65	40.75	40.85	40.95	41.05	41.15	41.25	41.35	41.45	41.55	41.65	41.75	41.85	41.95	42.05	42.15	42.25	42.35	42.45	42.55	42.65	42.75	42.85	42.95	43.05	43.15	43.25	43.35	43.45	43.55	43.65	43.75	43.85	43.95	44.05	44.15	44.25	44.35	44.45	44.55	44.65	44.75	44.85	44.95	45.05	45.15	45.25	45.35	45.45	45.55	45.65	45.75	45.85	45.95	46.05	46.15	46.25	46.35	46.45	46.55	46.65	46.75	46.85	46.95	47.05	47.15	47.25	47.35	47.45	47.55	47.65	47.75	47.85	47.95	48.05	48.15	48.25	48.35	48.45	48.55	48.65	48.75	48.85	48.95	49.05	49.15	49.25	49.35	49.45	49.55	49.65	49.75	49.85	49.95	50.05	50.15	50.25	50.35	50.45	50.55	50.65	50.75	50.85	50.95	51.05	51.15	51.25	51.35	51.45	51.55	51.65	51.75	51.85	51.95	52.05	52.15	52.25	52.35	52.45	52.55	52.65	52.75	52.85	52.95	53.05	53.15	53.25	53.35	53.45	53.55	53.65	53.75	53.85	53.95	54.05	54.15	54.25	54.35	54.45	54.55	54.65	54.75	54.85	54.95	55.05	55.15	55.25	55.35	55.45	55.55	55.65	55.75	55.85	55.95	56.05	56.15	56.25	56.35	56.45	56.55	56.65	56.75	56.85	56.95	57.05	57.15	57.25	57.35	57.45	57.55	57.65	57.75	57.85	57.95	58.05	58.15	58.25	58.35	58.45	58.55	58.65	58.75	58.85	58.95	59.05	59.15	59.25	59.35	59.45	59.55	59.65	59.75	59.85	59.95	60.05	60.15	60.25	60.35	60.45	60.55	60.65	60.75	60.85	60.95	61.05	61.15	61.25	61.35	61.45	61.55	61.65	61.75	61.85	61.95	62.05	62.15	62.25	62.35	62.45	62.55	62.65	62.75	62.85	62.95	63.05	63.15	63.25	63.35	63.45	63.55	63.65	63.75	63.85	63.95	64.05	64.15	64.25	64.35	64.45	64.55	64.65	64.75	64.85	64.95	65.05	65.15	65.25	65.35	65.45	65.55	65.65	65.75	65.85	65.95	66.05	66.15	66.25	66.35	66.45	66.55	66.65	66.75	66.85	66.95	67.05	67.15	67.25	67.35	67.45	67.55	67.65	67.75	67.85	67.95	68.05	68.15	68.25	68.35	68.45	68.55	68.65	68.75	68.85	68.95	69.05	69.15	69.25	69.35	69.45	69.55	69.65	69.75	69.85	69.95	70.05	70.15	70.25	70.35	70.45	70.55	70.65	70.75	70.85	70.95	71.05	71.15	71.25	71.35	71.45	71.55	71.65	71.75	71.85	71.95	72.05	72.15	72.25	72.35	72.45	72.55	72.65	72.75	72.85	72.95	73.05	73.15	73.25	73.35	73.45	73.55	73.65	73.75	73.85	73.95	74.05	74.15	74.25	74.35	74.45	74.55	74.65	74.75	74.85	74.95	75.05	75.15	75.25	75.35	75.45	75.55	75.65	75.75	75.85	75.95	76.05	76.15	76.25	76.35	76.45	76.55	76.65	76.75	76.85	76.95	77.05	77.15	77.25	77.35	77.45	77.55	77.65	77.75	77.85	77.95	78.05	78.15	78.25	78.35	78.45	78.55	78.65	78.75	78.85	78.95	79.05	79.15	79.25	79.35	79.45	79.55	79.65	79.75	79.85	79.95	80.05	80.15	80.25	80.35	80.45	80.55	80.65	80.75	80.85	80.95	81.05	81.15	81.25	81.35	81.45	81.55	81.65	81.75	81.85	81.95	82.05	82.15	82.25	82.35	82.45	82.55	82.65	82.75	82.85	82.95	83.05	83.15	83.25	83.35	83.45	83.55	83.65	83.75	83.85	83.95	84.05	84.15	84.25	84.35	84.45	84.55	84.65	84.75	84.85	84.95	85.05	85.15	85.25	85.35	85.45	85.55	85.65	85.75	85.85	85.95	86.05	86.15	86.25	86.35	86.45	86.55	86.65	86.75	86.85	86.95	87.05	87.15	87.25	87.35	87.45	87.55	87.65	87.75	87.85	87.95	88.05	88.15	88.25	88.35	88.45	88.55	88.65	88.75	88.85	88.95	89.05	89.15	89.25	89.35	89.45	89.55	89.65	89.75	89.85	89.95	90.05	90.15	90.25	90.35	90.45	90.55	90.65	90.75	90.85	90.95	91.05	91.15	91.25	91.35	91.45	91.55	91.65	91.75	91.85	91.95	92.05	92.15	92.25	92.35	92.45	92.55	92.65	92.75	92.85	92.95	93.05	93.15	93.25	93.35	93.45	93.55	93.65	93.75	93.85	93.95	94.05	94.15	94.25	94.35	94.45	94.55	94.65	94.75	94.85	94.95	95.05	95.15	95.25	95.35	95.45	95.55	95.65	95.75	95.85	95.95	96.05	96.15	96.25	96.35	96.45	96.55	96.65	96.75	96.85	96.95	97.05	97.15	97.25	97.35	97.45	97.55	97.65	97.75	97.85	97.95	98.05	98.15	98.25	98.35	98.45	98.55	98.65	98.75	98.85	98.95	99.05	99.15	99.25	99.35	99.45	99.55	99.65	99.75	99.85	99.95	100.05	100.15	100.25	100.35	100.45	100.55	100.65	100.75	100.85	100.95	101.05	101.15	101.25	101.35	101.45	101.55	101.65	101.75	101.85	101.95	102.05	102.15	102.25	102.35	102.45	102.55	102.65	102.75	102.85	102.95	103.05	103.15	103.25	103.35	103.45	103.55	103.65	103.75	103.85	103.95	104.05	104.15	104.25	104.35	104.45	104.55	104.65	104.75	104.85	104.95	105.05	105.15	105.25	105.35	105.45	105.55	105.65	105.75	105.85	105.95	106.05	106.15	106.25	106.35	106.45	106.55	106.65	106.75	106.85	106.95	107.05	107.15	107.25	107.35	107.45	107.55	107.65	107.75	107.85	107.95	108.05	108.15	108.25	108.

XL, 0.200" Pitch Belts

Drive Selection Table

Driven Speed			Sprocket Combinations				Center Distance, Inches																									
For motor speed of			Driver		Driven																											
1160 RPM	1750 RPM	3450 RPM	No. of Grooves	Pitch Diam. Inches	No. of Grooves	Pitch Diam. Inches	Speed Ratio	412XL P.L. 41.20	420XL P.L. 42.00	424XL P.L. 42.40	432XL P.L. 43.20	438XL P.L. 43.80	444XL P.L. 44.40	450XL P.L. 45.00	454XL P.L. 45.40	460XL P.L. 46.00	466XL P.L. 46.60	480XL P.L. 48.00	492XL P.L. 49.20	498XL P.L. 49.80	500XL P.L. 50.00	506XL P.L. 50.60	524XL P.L. 52.40	570XL P.L. 57.00	580XL P.L. 58.00	592XL P.L. 59.20	612XL P.L. 61.20	630XL P.L. 63.00	672XL P.L. 67.20	690XL P.L. 69.00	770XL P.L. 77.00	850XL P.L. 85.00
773	1167	2300	10	0.637	15	0.955	1.500	19.36	19.50	19.75	19.85	20.15	20.45	20.75	20.95	21.25	21.65	22.55	22.85	23.15	23.35	23.65	24.95	27.25	27.75	28.35	29.35	30.75	32.15	33.55	38.5	42.5
773	1167	2300	12	0.764	18	1.146	1.910	19.50	19.70	19.70	20.10	20.40	20.70	21.00	21.20	21.50	21.90	22.80	23.10	23.40	23.70	24.05	27.35	27.85	28.45	29.45	30.85	32.25	33.65	38.6	42.6	
773	1167	2300	14	0.891	21	1.337	1.500	18.85	19.25	19.45	19.85	20.15	20.45	20.75	20.95	21.25	21.65	22.60	22.90	23.20	23.50	23.85	27.15	27.65	28.25	29.25	30.65	32.05	33.45	38.4	42.4	
773	1167	2300	16	1.019	24	1.528	1.500	18.60	19.00	19.20	19.60	19.90	20.20	20.50	20.70	21.00	21.40	22.30	22.60	22.90	23.20	23.55	26.85	27.35	27.95	28.95	30.35	31.75	33.15	38.1	42.1	
773	1167	2300	20	1.273	30	1.910	1.500	18.70	18.50	18.70	19.10	19.40	19.70	20.00	20.30	20.60	21.00	21.90	22.20	22.50	22.80	23.15	26.45	26.95	27.55	28.55	29.95	31.35	32.75	37.7	41.7	
773	1167	2300	24	1.528	36	2.292	1.500	17.60	18.00	18.20	18.60	18.90	19.20	19.50	19.80	20.10	20.40	21.30	21.60	21.90	22.20	22.55	25.85	26.35	26.95	27.95	29.35	30.75	32.15	37.1	41.1	
773	1167	2300	28	1.783	42	2.674	1.500	17.49	17.89	18.09	18.49	18.79	19.09	19.39	19.69	19.99	20.29	21.10	21.40	21.70	22.00	22.35	25.65	26.15	26.75	27.75	29.15	30.55	31.95	36.9	40.9	
761	1148	2264	21	1.337	32	2.037	1.524	17.95	18.35	18.55	18.95	19.25	19.55	19.85	20.05	20.35	20.75	21.55	21.85	22.15	22.45	22.80	26.10	26.60	27.20	28.20	29.60	31.00	32.40	37.4	41.4	
746	1125	2217	18	1.146	28	1.783	1.556	18.30	18.70	18.90	19.30	19.60	19.90	20.20	20.40	20.70	21.10	21.90	22.20	22.50	22.80	23.15	26.45	26.95	27.55	28.55	29.95	31.35	32.75	37.7	41.7	
738	1114	2196	14	0.891	22	1.401	1.571	18.80	19.20	19.40	19.80	20.10	20.40	20.70	21.00	21.40	21.80	22.60	22.90	23.20	23.50	23.85	27.15	27.65	28.25	29.25	30.65	32.05	33.45	38.4	42.4	
738	1114	2196	16	1.019	26	1.637	1.500	18.99	19.39	19.59	19.99	20.20	20.50	20.80	21.10	21.50	21.90	22.70	23.00	23.30	23.60	23.95	27.25	27.75	28.35	29.35	30.75	32.15	33.55	38.5	42.5	
725	1094	2156	10	0.637	16	1.019	1.600	19.30	19.70	19.90	20.30	20.60	20.90	21.20	21.40	21.70	22.10	22.90	23.20	23.50	23.80	24.15	27.45	27.95	28.55	29.55	30.95	32.35	33.75	38.7	42.7	
725	1094	2156	15	0.955	24	1.528	1.600	18.65	19.05	19.25	19.65	19.95	20.25	20.55	20.85	21.15	21.55	22.40	22.70	23.00	23.30	23.65	26.95	27.45	28.05	29.05	30.45	31.85	33.25	38.2	42.2	
725	1094	2156	20	1.273	32	2.037	1.600	18.00	18.40	18.60	19.00	19.30	19.60	19.90	20.20	20.50	20.80	21.60	21.90	22.20	22.50	22.85	26.15	26.65	27.25	28.25	29.65	31.05	32.45	37.4	41.4	
725	1094	2156	30	1.910	48	3.056	1.600	16.69	17.09	17.29	17.69	17.99	18.29	18.59	18.89	19.19	19.49	20.30	20.60	20.90	21.20	21.50	24.80	25.30	25.90	26.90	28.30	29.70	31.10	36.1	40.1	
709	1070	2108	11	0.700	18	1.146	1.636	19.15	19.55	19.75	20.15	20.45	20.75	21.05	21.25	21.55	21.95	22.75	23.05	23.35	23.65	24.00	27.30	27.80	28.40	29.40	30.80	32.20	33.60	38.6	42.6	
696	1050	2070	12	0.764	20	1.273	1.667	19.00	19.40	19.60	20.00	20.30	20.60	20.90	21.10	21.40	21.80	22.60	22.90	23.20	23.50	23.85	27.15	27.65	28.25	29.25	30.65	32.05	33.45	38.4	42.4	
696	1050	2070	18	1.146	30	1.910	1.667	18.20	18.60	18.80	19.20	19.50	19.80	20.10	20.40	20.70	21.10	21.90	22.20	22.50	22.80	23.15	26.45	26.95	27.55	28.55	29.95	31.35	32.75	37.7	41.7	
696	1050	2070	24	1.528	40	2.546	1.667	17.39	17.79	17.99	18.39	18.69	18.99	19.29	19.59	19.89	20.19	21.00	21.30	21.60	21.90	22.25	25.55	26.05	26.65	27.65	29.05	30.45	31.85	36.8	40.8	
677	1021	2013	14	0.891	24	1.528	1.714	18.70	19.10	19.30	19.70	20.00	20.30	20.60	20.90	21.20	21.60	22.40	22.70	23.00	23.30	23.65	26.95	27.45	28.05	29.05	30.45	31.85	33.25	38.2	42.2	
677	1021	2013	21	1.337	36	2.292	1.714	17.74	18.14	18.34	18.74	19.04	19.34	19.64	19.94	20.24	20.54	21.30	21.60	21.90	22.20	22.55	25.85	26.35	26.95	27.95	29.35	30.75	32.15	37.1	41.1	
677	1021	2013	28	1.783	48	3.056	1.714	16.79	17.19	17.39	17.79	18.09	18.39	18.69	18.99	19.29	19.59	20.40	20.70	21.00	21.30	21.65	24.95	25.45	26.05	27.05	28.45	29.85	31.25	36.2	40.2	
663	1000	1971	12	0.764	21	1.337	1.750	18.95	19.35	19.55	19.95	20.25	20.55	20.85	21.15	21.45	21.85	22.60	22.90	23.20	23.50	23.85	27.15	27.65	28.25	29.25	30.65	32.05	33.45	38.4	42.4	
663	1000	1971	16	1.019	28	1.783	1.750	18.40	18.80	19.00	19.40	19.70	20.00	20.30	20.60	20.90	21.20	22.00	22.30	22.60	22.90	23.25	26.55	27.05	27.65	28.65	29.95	31.35	32.75	37.7	41.7	
663	1000	1971	24	1.528	40	2.546	1.750	17.49	17.89	18.09	18.49	18.79	19.09	19.39	19.69	19.99	20.29	21.10	21.40	21.70	22.00	22.35	25.65	26.15	26.75	27.75	29.15	30.55	31.95	36.9	40.9	
652	984	1940	18	1.146	32	2.037	1.778	18.09	18.49	18.69	19.09	19.39	19.69	19.99	20.29	20.59	20.90	21.70	22.00	22.30	22.60	22.95	26.25	26.75	27.35	28.35	29.75	31.15	32.55	37.5	41.5	
644	972	1917	10	0.637	18	1.146	1.800	19.20	19.60	19.80	20.20	20.50	20.80	21.10	21.40	21.70	22.10	22.90	23.20	23.50	23.80	24.15	27.45	27.95	28.55	29.55	30.95	32.35	33.75	38.7	42.7	
644	972	1917	20	1.273	36	2.292	1.800	17.79	18.19	18.39	18.79	19.09	19.39	19.69	19.99	20.29	20.59	21.40	21.70	22.00	22.30	22.65	25.95	26.45	27.05	28.05	29.45	30.85	32.25	37.2	41.2	
638	963	1888	11	0.700	20	1.273	1.818	19.05	19.45	19.65	20.05	20.35	20.65	20.95	21.15	21.45	21.85	22.60	22.90	23.20	23.50	23.85	27.15	27.65	28.25	29.25	30.65	32.05	33.45	38.4	42.4	
638	963	1888	22	1.401	40	2.546	1.818	17.49	17.89	18.09	18.49	18.79	19.09	19.39	19.69	19.99	20.29	21.10	21.40	21.70	22.00	22.35	25.65	26.15	26.75	27.75	29.15	30.55	31.95	36.9	40.9	
633	955	1882	22	0.764	22	1.401	1.833	19.30	19.70	19.90	20.30	20.60	20.90	21.20	21.40	21.70	22.10	22.90	23.20	23.50	23.80	24.15	27.45	27.95	28.55	29.55	30.95	32.35	33.75	38.7	42.7	
633	955	1882	24	1.019	30	2.037	1.833	18.79	19.19	19.39	19.79	20.09	20.39	20.69	20.99	21.29	21.60	22.40	22.70	23.00	23.30	23.65	26.95	27.45	28.05	29.05						

Drivelt Speed			Sprocket Combinations				Center Distance, Inches																								
For motor speed of			DriverP		Driven																										
1160 RPM	1750 RPM	3450 RPM	No. of Grooves	Pitch, Inches	No. of Grooves	Pitch, Inches	42XL P.L. 4.20	50XL P.L. 5.00	54XL P.L. 5.40	56XL P.L. 5.60	58XL P.L. 5.80	60XL P.L. 6.00	62XL P.L. 6.20	64XL P.L. 6.40	66XL P.L. 6.60	68XL P.L. 6.80	70XL P.L. 7.00	72XL P.L. 7.20	74XL P.L. 7.40	76XL P.L. 7.60	78XL P.L. 7.80	80XL P.L. 8.00	82XL P.L. 8.20	84XL P.L. 8.40	86XL P.L. 8.60	88XL P.L. 8.80	90XL P.L. 9.00	92XL P.L. 9.20	94XL P.L. 9.40	96XL P.L. 9.60	98XL P.L. 9.80
483	729	1438	10	0.637	24	1.528								1.43	1.53	1.64	1.74	1.85	1.95	2.05	2.15					2.56	2.66	2.76	2.86	2.97	3.07
483	729	1438	15	0.955	36	2.292																						2.76	2.86	2.97	3.07
483	729	1438	20	1.273	48	3.056																						1.83	1.93	2.04	2.14
483	729	1438	30	1.910	72	4.584																									
475	716	1412	18	1.146	44	2.801																									
464	700	1380	12	0.764	30	1.910																									
464	700	1380	16	1.019	40	2.546																									
464	700	1380	24	1.528	60	3.820																									
456	688	1356	11	0.700	28	1.783														1.66	1.77	1.87	1.98	2.08	2.18	2.29	2.39	2.49	2.59	2.70	2.80
451	681	1342	14	0.891	36	2.292																						1.87	1.97	2.08	2.19
451	681	1342	18	1.183	42	2.674																									
442	667	1314	26	1.719	72	4.584																									
435	656	1294	12	0.764	32	2.037															1.57	1.68	1.79	1.89	2.00	2.10	2.21	2.31	2.42	2.52	
435	656	1294	15	0.955	40	2.546																									
435	656	1294	18	1.146	48	3.056																									
425	642	1265	11	0.700	30	1.910															1.64	1.74	1.85	1.96	2.06	2.17	2.27	2.37	2.48	2.58	2.68
425	642	1265	22	1.401	60	3.820																									
422	636	1255	16	1.019	44	2.801																									
414	625	1232	10	0.637	28	1.783																									
414	625	1232	13	0.891	42	2.674																									
406	613	1208	14	0.891	40	2.546																									
406	613	1208	21	1.337	60	3.820																									
399	602	1186	11	0.700	32	2.037																									
395	597	1176	15	0.955	44	2.801																									
387	583	1150	10	0.637	30	1.910																									
387	583	1150	12	0.764	36	2.292																									
387	583	1150	14	0.891	42	2.674																									
387	583	1150	16	1.019	48	3.056																									
387	583	1150	20	1.273	60	3.820																									
369	583	1150	24	1.528	72	4.584																									
369	557	1098	14	0.891	44	2.801																									
363	547	1078	10	0.637	32	2.037																									
363	547	1078	15	0.955	48	3.056																									
354	535	1054	11	0.700	36	2.292																									
354	535	1054	22	1.401	72	4.584																									
348	525	1035	12	0.764	40	2.546																									
348	525	1035	18	1.146	60	3.820																									
338	510	1006	14	0.891	48	3.056																									
338	510	1006	21	1.337	72	4.584																									
331	500	986	12	0.764	42	2.674																									
322	486	958	10	0.637	36	2.292																									
322	486	958	20	1.273	72	4.584																									
316	481	949	11	0.700	40	2.546																									
316	477	941	12	0.764	44	2.801																									
309	467	920	16	1.019	60	3.820																									
304	458	904	11	0.700	42	2.674																									
290	438	863	10	0.637	40	2.546																									
290	438	863	11	0.700	44	2.801																									
290	438	863	12	0.764	48	3.056																									
290	438	863	15	0.955	60	3.820																									
290	438	863	18	1.146	72	4.584																									
276	417	821	10	0.637	42	2.674																									
276	417	821	11	0.700	46	2.801																									
271	408	805	14	0.891	60	3.820																									
266	401	791	11	0.700	48	3.056																									
264	398	784	10	0.637	44	2.801																									
258	389	767	16	1.019	72	4.584																									
242	365	719	10	0.637	48	3.056																									
242	365	719	15	0.955	72	4.584																									
232	350	690	12	0.764	60	3.820																									
226	340	671	14	0.891	72	4.584																									
213	321	632	11	0.700	60	3.820																									
193	292	575	10	0.637	60	3.820																									
193	292	575	12	0.764	72	4.584																									
177	267	527	11	0.700	72	4.584																									
161	243	479	10	0.637	72	4.584																									

Teeth in Mesh Factor:

1.0

06

4

XL, 0.200" Pitch Belts

Teeth in Mesh Factor:

Teeth in Mesh Factor	Count
0.2	1
0.4	2
0.6	3
0.8	4
1.0	5

Drivell Speed			Sprocket Combinations				Center Distance, Inches																													
For motor speed of			Driver		Driven																															
1160 RPM	1750 RPM	3450 RPM	No. of Grooves	Pitch Diam. Inches	No. of Grooves	Pitch Diam. Inches	Speed Ratio	150XL P.L. 15.00	152XL P.L. 15.20	154XL P.L. 15.40	156XL P.L. 15.60	158XL P.L. 15.80	160XL P.L. 16.00	162XL P.L. 16.20	164XL P.L. 16.40	166XL P.L. 16.60	168XL P.L. 16.80	170XL P.L. 17.00	172XL P.L. 17.20	174XL P.L. 17.40	176XL P.L. 17.60	178XL P.L. 17.80	180XL P.L. 18.00	182XL P.L. 18.20	184XL P.L. 18.40	186XL P.L. 18.60	188XL P.L. 18.80	190XL P.L. 19.00	192XL P.L. 19.20	194XL P.L. 19.40	200XL P.L. 20.00					
483	729	1438	24	1.528	24	1.528	2.400	5.78	5.88	5.98	6.08	6.18	6.28	6.38	6.48	6.58	6.68	6.78	6.89	6.99	7.09	7.19	7.29	7.39	7.49	7.59	7.69	7.79	7.89	7.99	8.29					
483	729	1438	36	2.292	36	2.292	2.400	4.90	5.01	5.11	5.21	5.31	5.41	5.51	5.61	5.71	5.81	5.91	6.01	6.11	6.21	6.31	6.41	6.52	6.62	6.72	6.82	6.92	7.02	7.12	7.42					
483	729	1438	48	3.056	48	3.056	2.400	4.00	4.10	4.21	4.31	4.41	4.51	4.61	4.72	4.82	4.92	5.02	5.12	5.22	5.33	5.43	5.53	5.63	5.73	5.83	5.93	6.03	6.14	6.24	6.54					
483	729	1438	72	4.584	72	4.584	2.400																								4.71					
475	716	1412	18	1.146	44	2.801	2.444	4.32	4.42	4.52	4.63	4.73	4.83	4.93	5.03	5.13	5.23	5.34	5.44	5.54	5.64	5.74	5.85	5.94	6.04	6.14	6.25	6.35	6.45	6.55	6.85					
464	700	1380	30	1.910	2.500	5.37	5.47	5.57	5.67	5.77	5.87	5.97	6.07	6.17	6.27	6.37	6.47	6.57	6.67	6.77	6.87	6.98	7.08	7.18	7.28	7.38	7.48	7.58	7.68	7.78	7.88					
464	700	1380	16	1.019	40	2.546	2.500	4.64	4.74	4.84	4.94	5.04	5.14	5.24	5.35	5.45	5.55	5.65	5.75	5.85	5.95	6.05	6.15	6.25	6.35	6.45	6.56	6.66	6.76	6.86	7.16					
464	700	1380	24	1.528	60	3.820	2.500	3.08	3.19	3.30	3.40	3.51	3.62	3.72	3.83	3.93	4.04	4.14	4.24	4.35	4.45	4.55	4.66	4.76	4.86	4.97	5.07	5.17	5.27	5.38	5.68					
456	688	1356	11	0.783	28	1.783	2.545	5.52	5.62	5.72	5.82	5.93	6.03	6.13	6.23	6.33	6.43	6.53	6.63	6.73	6.83	6.93	7.03	7.13	7.23	7.33	7.43	7.53	7.63	7.73	8.03					
451	681	1342	18	1.0891	36	2.292	2.571	4.95	5.05	5.15	5.25	5.35	5.46	5.56	5.66	5.76	5.86	5.96	6.06	6.16	6.26	6.36	6.46	6.56	6.66	6.76	6.86	6.96	7.07	7.17	7.47					
441	667	1314	26	1.783	72	4.584	2.571	4.00	4.10	4.21	4.31	4.41	4.51	4.61	4.71	4.81	4.91	5.01	5.11	5.21	5.31	5.41	5.51	5.61	5.71	5.81	5.91	6.01	6.11	6.21	6.51					
442	667	1314	48	2.674	2.625	4.52	4.63	4.73	4.83	4.93	5.03	5.13	5.23	5.33	5.43	5.54	5.64	5.74	5.84	5.94	6.04	6.14	6.24	6.35	6.45	6.55	6.65	6.75	6.85	6.95	7.05					
435	656	1294	12	0.764	32	2.037	2.667	5.26	5.36	5.46	5.56	5.66	5.76	5.87	5.97	6.07	6.17	6.27	6.37	6.47	6.57	6.67	6.77	6.87	6.97	7.07	7.17	7.27	7.37	7.47	7.77					
435	656	1294	15	0.955	40	2.546	2.667	4.68	4.78	4.88	4.99	5.09	5.19	5.29	5.39	5.49	5.59	5.69	5.80	5.90	6.00	6.10	6.20	6.30	6.40	6.50	6.60	6.70	6.80	6.90	7.21					
435	656	1294	18	1.146	48	3.056	2.667	4.09	4.19	4.29	4.40	4.50	4.60	4.70	4.80	4.91	5.01	5.11	5.21	5.31	5.42	5.52	5.62	5.72	5.82	5.92	6.02	6.13	6.23	6.33	6.63					
425	642	1265	31	1.910	2.727	5.42	5.52	5.62	5.72	5.82	5.92	6.02	6.12	6.22	6.32	6.42	6.52	6.62	6.72	6.82	6.92	7.02	7.12	7.22	7.32	7.42	7.52	7.62	7.72	7.82	7.93					
425	642	1265	60	3.820	2.727	3.17	3.27	3.37	3.48	3.59	3.69	3.79	3.89	3.99	4.09	4.19	4.29	4.39	4.49	4.59	4.69	4.79	4.89	4.99	5.09	5.19	5.29	5.39	5.49	5.79	6.09					
422	636	1255	16	1.019	44	2.801	2.750	4.41	4.51	4.61	4.72	4.82	4.92	5.02	5.12	5.22	5.33	5.43	5.53	5.63	5.73	5.83	5.93	6.03	6.13	6.24	6.34	6.44	6.54	6.64	6.94					
414	625	1232	28	1.783	2.800	5.57	5.67	5.77	5.87	5.97	6.07	6.17	6.27	6.37	6.47	6.57	6.67	6.78	6.88	6.98	7.08	7.18	7.28	7.38	7.48	7.58	7.68	7.78	7.88	7.98	8.08					
414	625	1232	15	0.955	42	2.674	2.800	4.57	4.67	4.77	4.87	4.98	5.08	5.18	5.28	5.38	5.48	5.58	5.68	5.79	5.89	5.99	6.09	6.19	6.29	6.39	6.49	6.59	6.69	6.80	7.10					
406	613	1208	14	0.891	40	2.946	2.857	4.73	4.83	4.93	5.03	5.13	5.24	5.34	5.44	5.54	5.64	5.74	5.84	5.94	6.04	6.14	6.25	6.35	6.45	6.55	6.65	6.75	6.85	6.95	7.25					
406	613	1208	21	1.337	60	3.820	2.857	3.21	3.31	3.42	3.53	3.64	3.74	3.85	3.95	4.06	4.16	4.27	4.37	4.48	4.58	4.68	4.79	4.89	4.99	5.10	5.20	5.30	5.41	5.51	5.82					
399	602	1186	11	0.700	32	2.037	2.909	5.31	5.41	5.51	5.61	5.71	5.81	5.91	6.01	6.11	6.21	6.31	6.42	6.52	6.62	6.72	6.82	6.92	7.02	7.12	7.22	7.32	7.42	7.52	7.82					
395	597	1176	15	0.955	44	2.801	2.933	4.45	4.56	4.66	4.76	4.86	4.96	5.07	5.17	5.27	5.37	5.47	5.57	5.67	5.78	5.88	5.98	6.08	6.18	6.28	6.38	6.48	6.59	6.69	6.99					
387	583	1150	30	1.910	3.000	5.46	5.56	5.66	5.76	5.87	5.97	6.07	6.17	6.27	6.37	6.47	6.57	6.67	6.77	6.87	6.97	7.07	7.17	7.27	7.37	7.47	7.57	7.67	7.77	7.87	7.97					
387	583	1150	36	2.292	3.000	5.04	5.14	5.24	5.35	5.45	5.55	5.65	5.75	5.85	5.95	6.05	6.15	6.25	6.35	6.45	6.56	6.66	6.76	6.86	6.96	7.06	7.16	7.26	7.36	7.46	7.56					
387	583	1150	48	3.056	3.429	4.26	4.37	4.47	4.57	4.67	4.78	4.88	4.98	5.08	5.19	5.29	5.39	5.49	5.59	5.69	5.79	5.89	5.99	6.09	6.19	6.29	6.39	6.49	6.59	6.69	6.99					
387	583	1150	72	4.584	3.429	4.26	4.37	4.47	4.57	4.67	4.78	4.88	4.98	5.08	5.19	5.29	5.39	5.49	5.59	5.69	5.79	5.89	5.99	6.09	6.19	6.29	6.39	6.49	6.59	6.69	6.99					
331	500	986	12	1.019	48	2.674	3.500	4.70	4.80	4.91	5.01	5.11	5.21	5.31	5.42	5.52	5.62	5.72	5.82	5.92	6.02	6.13	6.23	6.33	6.43	6.53	6.63	6.73	6.83	6.93	7.04					
322	486	958	36	2.292	3.600	5.13	5.23	5.34	5.44	5.54	5.64	5.74	5.84	5.94	6.04	6.14	6.24	6.35	6.45	6.55	6.65	6.75	6.85	6.95	7.05	7.15	7.25	7.35	7.45	7.55	7.85					
322	486	958	20	1.273	72	4.584	3.600	4.86	4.96	5.07	5.17	5.27	5.37	5.47	5.57	5.68	5.78	5.88	5.98	6.08	6.18	6.28	6.38	6.48	6.58	6.69	6.79	6.89	6.99	7.09	7.39					
319	481	949	11	0.700	40	2.546	3.636	4.59	4.69	4.79	4.89	4.99	5.10	5.20	5.30	5.40	5.51	5.61	5.71	5.81	5.91	6.01	6.12	6.22	6.32	6.42	6.52	6.62	6.72	6.82	7.13					
316	477	941	12	0.764	44	2.801	3.667	4.59	4.69	4.79	4.89	4.99	5.10	5.20	5.30	5.40	5.51	5.61	5.71	5.81	5.91	6.01	6.12	6.22	6.32	6.42	6.52	6.62	6.72	6.82	7.13					
309	467	920	16	1.019	60	3.820	3.750	3.41	3.52	3.63	3.73	3.84	3.95	4.06	4.16	4.27	4.37	4.48	4.59	4.69	4.79	4.90	5.00	5.11	5.21	5.31	5.42	5.52	5.62	5.73	6.04					
304	458	904	11	0.700	42	2.674	3.818	4.75	4.85	4.95	5.05	5.16	5.26	5.36	5.46	5.56	5.66	5.77	5.87	5.97	6.07	6.17	6.27	6.37	6.47	6.57	6.67	6.77	6.87	6.98	7.28					
290	438	863	10	0.637	40	2.946	4.000	4.91	5.01	5.11	5.21	5																								

XL, 0.200" Pitch Belts

Drive Selection Table

Drivell Speed		Sprocket Combinations				Center Distance, Inches																																																																																																																																																																																																																																																																																																																																																																																																																																																																																																																																																																																																																																																																																																																																																																																																																																																																																																																																																																																				
		Driver		Driven																																																																																																																																																																																																																																																																																																																																																																																																																																																																																																																																																																																																																																																																																																																																																																																																																																																																																																																																																																																						
For motor speed of		No. of Grooves	Pitch Diam. Inches	No. of Grooves	Pitch Diam. Inches	Speed Ratio	202XL	101 Teeth	204XL	102 Teeth	206XL	103 Teeth	210XL	105 Teeth	212XL	106 Teeth	214XL	107 Teeth	218XL	109 Teeth	220XL	110 Teeth	222XL	111 Teeth	226XL	113 Teeth	228XL	114 Teeth	230XL	115 Teeth	232XL	116 Teeth	234XL	117 Teeth	236XL	118 Teeth	240XL	120 Teeth	246XL	123 Teeth	250XL	125 Teeth	254XL	127 Teeth	258XL	129 Teeth	260XL	130 Teeth	262XL	131 Teeth	264XL	132 Teeth	266XL	133 Teeth																																																																																																																																																																																																																																																																																																																																																																																																																																																																																																																																																																																																																																																																																																																																																																																																																																																																																																																																				
1160 RPM	483	729	1438	10	0.637	24	1.528	8.39	8.49	8.59	8.69	8.79	8.89	8.99	9.09	9.19	9.29	9.39	9.49	9.59	9.69	9.79	9.89	9.99	10.09	10.19	10.29	10.39	10.49	10.59	10.69	10.79	10.89	10.99	11.09	11.19	11.29	11.39	11.49	11.59	11.69	11.79	11.89	11.99	12.09	12.19	12.29	12.39	12.49	12.59	12.69	12.79	12.89	12.99	13.09	13.19	13.29	13.39	13.49	13.59	13.69	13.79	13.89	13.99	14.09	14.19	14.29	14.39	14.49	14.59	14.69	14.79	14.89	14.99	15.09	15.19	15.29	15.39	15.49	15.59	15.69	15.79	15.89	15.99	16.09	16.19	16.29	16.39	16.49	16.59	16.69	16.79	16.89	16.99	17.09	17.19	17.29	17.39	17.49	17.59	17.69	17.79	17.89	17.99	18.09	18.19	18.29	18.39	18.49	18.59	18.69	18.79	18.89	18.99	19.09	19.19	19.29	19.39	19.49	19.59	19.69	19.79	19.89	19.99	20.09	20.19	20.29	20.39	20.49	20.59	20.69	20.79	20.89	20.99	21.09	21.19	21.29	21.39	21.49	21.59	21.69	21.79	21.89	21.99	22.09	22.19	22.29	22.39	22.49	22.59	22.69	22.79	22.89	22.99	23.09	23.19	23.29	23.39	23.49	23.59	23.69	23.79	23.89	23.99	24.09	24.19	24.29	24.39	24.49	24.59	24.69	24.79	24.89	24.99	25.09	25.19	25.29	25.39	25.49	25.59	25.69	25.79	25.89	25.99	26.09	26.19	26.29	26.39	26.49	26.59	26.69	26.79	26.89	26.99	27.09	27.19	27.29	27.39	27.49	27.59	27.69	27.79	27.89	27.99	28.09	28.19	28.29	28.39	28.49	28.59	28.69	28.79	28.89	28.99	29.09	29.19	29.29	29.39	29.49	29.59	29.69	29.79	29.89	29.99	30.09	30.19	30.29	30.39	30.49	30.59	30.69	30.79	30.89	30.99	31.09	31.19	31.29	31.39	31.49	31.59	31.69	31.79	31.89	31.99	32.09	32.19	32.29	32.39	32.49	32.59	32.69	32.79	32.89	32.99	33.09	33.19	33.29	33.39	33.49	33.59	33.69	33.79	33.89	33.99	34.09	34.19	34.29	34.39	34.49	34.59	34.69	34.79	34.89	34.99	35.09	35.19	35.29	35.39	35.49	35.59	35.69	35.79	35.89	35.99	36.09	36.19	36.29	36.39	36.49	36.59	36.69	36.79	36.89	36.99	37.09	37.19	37.29	37.39	37.49	37.59	37.69	37.79	37.89	37.99	38.09	38.19	38.29	38.39	38.49	38.59	38.69	38.79	38.89	38.99	39.09	39.19	39.29	39.39	39.49	39.59	39.69	39.79	39.89	39.99	40.09	40.19	40.29	40.39	40.49	40.59	40.69	40.79	40.89	40.99	41.09	41.19	41.29	41.39	41.49	41.59	41.69	41.79	41.89	41.99	42.09	42.19	42.29	42.39	42.49	42.59	42.69	42.79	42.89	42.99	43.09	43.19	43.29	43.39	43.49	43.59	43.69	43.79	43.89	43.99	44.09	44.19	44.29	44.39	44.49	44.59	44.69	44.79	44.89	44.99	45.09	45.19	45.29	45.39	45.49	45.59	45.69	45.79	45.89	45.99	46.09	46.19	46.29	46.39	46.49	46.59	46.69	46.79	46.89	46.99	47.09	47.19	47.29	47.39	47.49	47.59	47.69	47.79	47.89	47.99	48.09	48.19	48.29	48.39	48.49	48.59	48.69	48.79	48.89	48.99	49.09	49.19	49.29	49.39	49.49	49.59	49.69	49.79	49.89	49.99	50.09	50.19	50.29	50.39	50.49	50.59	50.69	50.79	50.89	50.99	51.09	51.19	51.29	51.39	51.49	51.59	51.69	51.79	51.89	51.99	52.09	52.19	52.29	52.39	52.49	52.59	52.69	52.79	52.89	52.99	53.09	53.19	53.29	53.39	53.49	53.59	53.69	53.79	53.89	53.99	54.09	54.19	54.29	54.39	54.49	54.59	54.69	54.79	54.89	54.99	55.09	55.19	55.29	55.39	55.49	55.59	55.69	55.79	55.89	55.99	56.09	56.19	56.29	56.39	56.49	56.59	56.69	56.79	56.89	56.99	57.09	57.19	57.29	57.39	57.49	57.59	57.69	57.79	57.89	57.99	58.09	58.19	58.29	58.39	58.49	58.59	58.69	58.79	58.89	58.99	59.09	59.19	59.29	59.39	59.49	59.59	59.69	59.79	59.89	59.99	60.09	60.19	60.29	60.39	60.49	60.59	60.69	60.79	60.89	60.99	61.09	61.19	61.29	61.39	61.49	61.59	61.69	61.79	61.89	61.99	62.09	62.19	62.29	62.39	62.49	62.59	62.69	62.79	62.89	62.99	63.09	63.19	63.29	63.39	63.49	63.59	63.69	63.79	63.89	63.99	64.09	64.19	64.29	64.39	64.49	64.59	64.69	64.79	64.89	64.99	65.09	65.19	65.29	65.39	65.49	65.59	65.69	65.79	65.89	65.99	66.09	66.19	66.29	66.39	66.49	66.59	66.69	66.79	66.89	66.99	67.09	67.19	67.29	67.39	67.49	67.59	67.69	67.79	67.89	67.99	68.09	68.19	68.29	68.39	68.49	68.59	68.69	68.79	68.89	68.99	69.09	69.19	69.29	69.39	69.49	69.59	69.69	69.79	69.89	69.99	70.09	70.19	70.29	70.39	70.49	70.59	70.69	70.79	70.89	70.99	71.09	71.19	71.29	71.39	71.49	71.59	71.69	71.79	71.89	71.99	72.09	72.19	72.29	72.39	72.49	72.59	72.69	72.79	72.89	72.99	73.09	73.19	73.29	73.39	73.49	73.59	73.69	73.79	73.89	73.99	74.09	74.19	74.29	74.39	74.49	74.59	74.69	74.79	74.89	74.99	75.09	75.19	75.29	75.39	75.49	75.59	75.69	75.79	75.89	75.99	76.09	76.19	76.29	76.39	76.49	76.59	76.69	76.79	76.89	76.99	77.09	77.19	77.29	77.39	77.49	77.59	77.69	77.79	77.89	77.99	78.09	78.19	78.29	78.39	78.49	78.59	78.69	78.79	78.89	78.99	79.09	79.19	79.29	79.39	79.49	79.59	79.69	79.79	79.89	79.99	80.09	80.19	80.29	80.39	80.49	80.59	80.69	80.79	80.89	80.99	81.09	81.19	81.29	81.39	81.49	81.59	81.69	81.79	81.89	81.99	82.09	82.19	82.29	82.39	82.49	82.59	82.69	82.79	82.89	82.99	83.09	83.19	83.29	83.39	83.49	83.59	83.69	83.79	83.89	83.99	84.09	84.19	84.29	84.39	84.49	84.59	84.69	84.79	84.89	84.99	85.09	85.19	85.29	85.39	85.49	85.59	85.69	85.79	85.89	85.99	86.09	86.19	86.29	86.39	86.49	86.59	86.69	86.79	86.89	86.99	87.09	87.19	87.29	87.39	87.49	87.59	87.69	87.79	87.89	87.99	88.09	88.19	88.29	88.39	88.49	88.59	88.69	88.79	88.89	88.99	89.09	89.19	89.29	89.39	89.49	89.59	89.69	89.79	89.89	89.99	90.09	90.19	90.29	90.39	90.49	90.59	90.69	90.79	90.89	90.99	91.09	91.19	91.29	91.39	91.49	91.59	91.69	91.79	91.89	91.99	92.09	92.19	92.29	92.39	92.49	92.59	92.69	92.79	92.89	92.99	93.09	93.19	93.29	93.39	93.49	93.59	93.69	93.79	93.89	93.99	94.09	94.19	94.29	94.39	94.49	94.59	94.69	94.79	94.89	94.99	95.09	95.19	95.29	95.39	95.49	95.59	95.69	95.79	95.89	95.99	96.09	96.19	96.29	96.39	96.49	96.59	96.69	96.79	96.89	96.99	97.09	97.19	97.29	97.39	97.49	97.59	97.69	97.79	97.89	97.99	98.09	98.19	98.29	98.39	98.49	98.59	98.69	98.79	98.89	98.99	99.09	99.19	99.29	99.39	99.49	99.59	99.69	99.79	99.89	99.99	100.09	100.19	100.29	100.39	100.49	100.59	100.69	100.79	100.89	100.99	101.09	101.19	101.29	101.39	101.49	101.59	101.69	101.79	101.89	101.99	102.09	102.19	102.29	102.39	102.49	102.59	102.69	102.79	102.89	102.99

DriveN Speed		Sprocket Combinations			Center Distance, Inches	
For motor speed of		DriveR	Driven			
1160 RPM	3450 RPM	Pitch Diam. No. of Grooves	Pitch Diam. No. of Grooves	Speed Ratio		
483	729	1438	10	0.637	1.528	2.400
483	729	1438	15	0.955	2.292	2.400
483	729	1438	20	1.273	2.056	2.400
483	729	1438	30	1.910	4.584	2.400
475	716	1412	18	1.146	2.801	2.444
464	700	1380	12	0.764	3.0	2.500
464	700	1380	16	1.019	4.0	2.500
464	700	1380	24	1.528	6.0	2.500
456	688	1356	11	0.800	2.783	2.945
451	681	1342	14	0.891	3.0	2.952
451	681	1342	18	1.073	4.584	2.971
442	667	1314	16	1.019	4.2	2.674
435	656	1294	12	0.764	3.0	2.674
435	656	1294	15	0.955	4.0	2.674
435	656	1294	18	1.146	4.8	2.674
435	656	1294	24	1.719	7.2	2.674
425	642	1265	11	0.700	3.0	2.674
425	642	1265	15	1.050	4.0	2.674
425	642	1265	20	1.401	6.0	2.674
422	636	1255	16	1.019	4.0	2.674
414	625	1232	10	0.637	2.8	2.674
414	625	1232	15	0.955	4.2	2.674
406	613	1208	14	0.891	3.0	2.674
406	613	1208	21	1.337	4.8	2.674
399	602	1186	11	0.700	3.0	2.674
395	597	1176	15	0.955	4.4	2.674
387	583	1150	10	0.637	2.8	2.674
387	583	1150	12	0.764	3.0	2.674
387	583	1150	14	0.891	3.2	2.674
387	583	1150	16	1.019	3.4	2.674
387	583	1150	20	1.273	4.2	2.674
387	583	1150	24	1.528	5.0	2.674
369	557	1098	14	0.891	3.4	2.674
363	547	1078	10	0.637	2.8	2.674
363	547	1078	15	0.955	4.2	2.674
354	535	1054	11	0.700	3.0	2.674
354	535	1054	22	1.401	6.0	2.674
348	525	1035	12	0.764	3.2	2.674
348	525	1035	18	1.146	4.8	2.674
338	510	1006	11	0.637	2.8	2.674
338	510	1006	12	0.764	3.0	2.674
331	500	986	10	0.637	2.8	2.674
322	486	958	10	0.637	2.8	2.674
322	486	958	20	1.273	4.2	2.674
319	481	941	11	0.700	3.0	2.674
316	477	941	12	0.764	3.2	2.674
309	467	920	16	1.019	4.0	2.674
304	458	904	11	0.700	3.0	2.674
290	438	863	10	0.637	2.8	2.674
290	438	863	11	0.700	3.0	2.674
290	438	863	12	0.764	3.2	2.674
290	438	863	15	0.955	4.0	2.674
290	438	863	18	1.146	4.8	2.674
276	417	821	10	0.637	2.8	2.674
271	408	805	14	0.891	3.6	2.674
266	401	791	11	0.700	3.0	2.674
264	398	784	10	0.637	2.8	2.674
258	389	767	16	1.019	4.0	2.674
242	365	719	10	0.637	2.8	2.674
242	365	719	15	0.955	4.2	2.674
232	350	690	12	0.764	3.2	2.674
226	340	671	14	0.891	3.6	2.674
213	321	632	11	0.700	3.0	2.674
193	292	575	10	0.637	2.8	2.674
193	292	575	12	0.764	3.2	2.674
177	267	527	11	0.700	3.0	2.674
161	243	479	10	0.637	2.8	2.674
274XL	P.L. 26.80	134 Teeth	268XL	P.L. 26.80	134 Teeth	274XL
280XL	P.L. 28.00	140 Teeth	286XL	P.L. 28.00	143 Teeth	290XL
290XL	P.L. 29.00	145 Teeth	296XL	P.L. 29.00	148 Teeth	300XL
300XL	P.L. 30.00	150 Teeth	306XL	P.L. 30.00	153 Teeth	310XL
310XL	P.L. 31.00	155 Teeth	316XL	P.L. 31.00	158 Teeth	320XL
320XL	P.L. 32.00	160 Teeth	322XL	P.L. 32.00	161 Teeth	330XL
330XL	P.L. 33.00	165 Teeth	336XL	P.L. 33.00	169 Teeth	340XL
340XL	P.L. 34.00	170 Teeth	344XL	P.L. 34.00	172 Teeth	348XL
348XL	P.L. 34.80	174 Teeth	350XL	P.L. 35.00	175 Teeth	356XL
356XL	P.L. 36.20	181 Teeth	362XL	P.L. 36.20	181 Teeth	368XL
368XL	P.L. 37.00	185 Teeth	370XL	P.L. 37.00	185 Teeth	376XL
376XL	P.L. 38.00	190 Teeth	380XL	P.L. 38.00	192 Teeth	384XL
384XL	P.L. 38.40	192 Teeth	386XL	P.L. 38.40	192 Teeth	390XL
390XL	P.L. 39.00	195 Teeth	394XL	P.L. 39.00	195 Teeth	400XL
400XL	P.L. 40.00	200 Teeth				
18.29	17.79	16.39	15.79	15.19	14.59	13.99
16.94	16.44	15.54	14.94	14.34	13.74	13.14
16.58	16.08	15.17	14.57	13.97	13.37	12.77
16.34	15.84	14.93	14.33	13.73	13.13	12.53
16.11	15.61	14.70	14.10	13.50	12.90	12.30
15.88	15.38	14.47	13.87	13.27	12.67	12.07
15.65	15.15	14.24	13.64	13.04	12.44	11.84
15.42	14.92	14.01	13.41	12.81	12.21	11.61
15.19	14.69	13.78	13.18	12.58	11.98	11.38
14.96	14.46	13.55	12.95	12.35	11.75	11.15
14.73	14.23	13.32	12.72	12.12	11.52	10.92
14.50	14.00	13.09	12.49	11.89	11.29	10.69
14.27	13.77	12.86	12.26	11.66	11.06	10.46
14.04	13.54	12.63	12.03	11.43	10.83	10.23
13.81	13.31	12.40	11.80	11.20	10.60	10.00
13.58	13.08	12.17	11.57	10.97	10.37	9.77
13.35	12.85	11.94	11.34	10.74	10.14	9.54
13.12	12.62	11.71	11.11	10.51	9.91	9.31
12.89	12.39	11.48	10.88	10.28	9.68	9.08
12.66	12.16	11.25	10.65	10.05	9.45	8.85
12.43	11.93	11.02	10.42	9.82	9.22	8.62
12.20	11.70	10.79	10.19	9.59	8.99	8.39
11.97	11.47	10.56	10.00	9.36	8.76	8.16
11.74	11.24	10.33	9.77	9.13	8.53	7.93
11.51	11.01	10.10	9.54	8.90	8.30	7.70
11.28	10.78	9.87	9.31	8.67	8.07	7.47
11.05	10.55	9.64	9.08	8.44	7.84	7.24
10.82	10.32	9.41	8.85	8.21	7.61	7.01
10.59	10.09	9.18	8.62	7.98	7.38	6.78
10.36	9.86	8.95	8.39	7.75	7.15	6.55
10.13	9.63	8.72	8.16	7.52	6.92	6.32
9.90	9.40	8.50	7.93	7.29	6.69	6.09
9.67	9.17	8.27	7.70	7.06	6.46	5.86
9.44	8.94	8.04	7.47	6.83	6.23	5.63
9.21	8.71	7.81	7.24	6.60	6.00	5.40
8.98	8.48	7.58	7.01	6.37	5.77	5.17
8.75	8.25	7.35	6.78	6.14	5.54	4.94
8.52	8.02	7.12	6.55	5.91	5.31	4.71
8.29	7.79	6.89	6.32	5.68	5.08	4.48
8.06	7.56	6.66	6.09	5.45	4.85	4.25
7.83	7.33	6.43	5.86	5.22	4.62	4.02
7.60	7.10	6.20	5.63	5.00	4.40	3.80
7.37	6.87	5.97	5.40	4.17	3.57	2.97
7.14	6.64	5.74	5.17	3.94	3.34	2.74
6.91	6.41	5.51	4.94	3.71	3.11	2.51
6.68	6.18	5.28	4.71	3.48	2.88	2.28
6.45	5.95	5.05	4.48	3.25	2.65	2.05
6.22	5.72	4.82	4.25	3.02	2.42	1.82
5.99	5.49	4.59	4.02	2.79	2.19	1.59
5.76	5.26	4.36	3.79	2.56	1.96	1.36
5.53	5.03	4.13	3.56	2.33	1.73	1.13
5.30	4.80	3.90	3.33	2.10	1.50	0.90
5.07	4.57	3.67	3.10	1.87	1.27	0.67
4.84	4.34	3.44	2.87	1.64	1.04	0.44
4.61	4.11	3.21	2.64	1.41	0.81	0.21
4.38	3.88	2.98	2.41	1.18	0.58	0.00
4.15	3.65	2.75	2.18	0.95	0.35	
3.92	3.42	2.52	1.95	0.72	0.12	
3.69	3.19	2.29	1.72	0.49	0.00	
3.46	2.96	2.06	1.49	0.26		
3.23	2.73	1.83	1.26	0.03		
3.00	2.50	1.60	1.03			
2.77	2.27	1.37	0.80			
2.54	2.04	1.14	0.57			
2.31	1.81	0.91	0.34			
2.08	1.58	0.68	0.11			
1.85	1.35	0.45				
1.62	1.12	0.22				
1.39	0.89	0.00				
1.16	0.66					
0.93	0.43					
0.70	0.20					
0.47						
0.24						
0.01						

Teeth in Mesh Factor:

0.6

0.8

1.0

XL, 0.200" Pitch Belts

Drive Selection Table

Driven Speed			Sprocket Combinations				Center Distance, Inches																																																																																																																																																																																																																																																																																																																																																																																																																																																																																																																																																																																																																																																																																																																																																																																																																																																																																																																																																									
For motor speed of			Driver		Driven																																																																																																																																																																																																																																																																																																																																																																																																																																																																																																																																																																																																																																																																																																																																																																																																																																																																																																																																																											
1160 RPM	1750 RPM	3450 RPM	No. of Grooves	Pitch Diam. Inches	No. of Grooves	Pitch Diam. Inches	Speed Ratio	41XL	42XL	43XL	44XL	45XL	46XL	47XL	48XL	49XL	50XL	51XL	52XL	53XL	54XL	55XL	56XL	57XL	58XL	59XL	60XL	61XL	62XL	63XL	64XL	65XL	66XL	67XL	68XL	69XL	70XL	71XL	72XL	73XL	74XL	75XL	76XL	77XL	78XL	79XL	80XL	81XL	82XL	83XL	84XL	85XL	86XL	87XL	88XL	89XL	90XL	91XL	92XL	93XL	94XL	95XL	96XL	97XL	98XL	99XL	100XL																																																																																																																																																																																																																																																																																																																																																																																																																																																																																																																																																																																																																																																																																																																																																																																																																																																																																													
483	729	1438	24	1.528	24	1.528	2.400	18.04	18.24	18.44	18.64	18.84	19.04	19.24	19.44	19.64	19.84	20.04	20.24	20.44	20.64	20.84	21.04	21.24	21.44	21.64	21.84	22.04	22.24	22.44	22.64	22.84	23.04	23.24	23.44	23.64	23.84	24.04	24.24	24.44	24.64	24.84	25.04	25.24	25.44	25.64	25.84	26.04	26.24	26.44	26.64	26.84	27.04	27.24	27.44	27.64	27.84	28.04	28.24	28.44	28.64	28.84	29.04	29.24	29.44	29.64	29.84	30.04	30.24	30.44	30.64	30.84	31.04	31.24	31.44	31.64	31.84	32.04	32.24	32.44	32.64	32.84	33.04	33.24	33.44	33.64	33.84	34.04	34.24	34.44	34.64	34.84	35.04	35.24	35.44	35.64	35.84	36.04	36.24	36.44	36.64	36.84	37.04	37.24	37.44	37.64	37.84	38.04	38.24	38.44	38.64	38.84	39.04	39.24	39.44	39.64	39.84	40.04	40.24	40.44	40.64	40.84	41.04	41.24	41.44	41.64	41.84	42.04	42.24	42.44	42.64	42.84	43.04	43.24	43.44	43.64	43.84	44.04	44.24	44.44	44.64	44.84	45.04	45.24	45.44	45.64	45.84	46.04	46.24	46.44	46.64	46.84	47.04	47.24	47.44	47.64	47.84	48.04	48.24	48.44	48.64	48.84	49.04	49.24	49.44	49.64	49.84	50.04	50.24	50.44	50.64	50.84	51.04	51.24	51.44	51.64	51.84	52.04	52.24	52.44	52.64	52.84	53.04	53.24	53.44	53.64	53.84	54.04	54.24	54.44	54.64	54.84	55.04	55.24	55.44	55.64	55.84	56.04	56.24	56.44	56.64	56.84	57.04	57.24	57.44	57.64	57.84	58.04	58.24	58.44	58.64	58.84	59.04	59.24	59.44	59.64	59.84	60.04	60.24	60.44	60.64	60.84	61.04	61.24	61.44	61.64	61.84	62.04	62.24	62.44	62.64	62.84	63.04	63.24	63.44	63.64	63.84	64.04	64.24	64.44	64.64	64.84	65.04	65.24	65.44	65.64	65.84	66.04	66.24	66.44	66.64	66.84	67.04	67.24	67.44	67.64	67.84	68.04	68.24	68.44	68.64	68.84	69.04	69.24	69.44	69.64	69.84	70.04	70.24	70.44	70.64	70.84	71.04	71.24	71.44	71.64	71.84	72.04	72.24	72.44	72.64	72.84	73.04	73.24	73.44	73.64	73.84	74.04	74.24	74.44	74.64	74.84	75.04	75.24	75.44	75.64	75.84	76.04	76.24	76.44	76.64	76.84	77.04	77.24	77.44	77.64	77.84	78.04	78.24	78.44	78.64	78.84	79.04	79.24	79.44	79.64	79.84	80.04	80.24	80.44	80.64	80.84	81.04	81.24	81.44	81.64	81.84	82.04	82.24	82.44	82.64	82.84	83.04	83.24	83.44	83.64	83.84	84.04	84.24	84.44	84.64	84.84	85.04	85.24	85.44	85.64	85.84	86.04	86.24	86.44	86.64	86.84	87.04	87.24	87.44	87.64	87.84	88.04	88.24	88.44	88.64	88.84	89.04	89.24	89.44	89.64	89.84	90.04	90.24	90.44	90.64	90.84	91.04	91.24	91.44	91.64	91.84	92.04	92.24	92.44	92.64	92.84	93.04	93.24	93.44	93.64	93.84	94.04	94.24	94.44	94.64	94.84	95.04	95.24	95.44	95.64	95.84	96.04	96.24	96.44	96.64	96.84	97.04	97.24	97.44	97.64	97.84	98.04	98.24	98.44	98.64	98.84	99.04	99.24	99.44	99.64	99.84	100.04	100.24	100.44	100.64	100.84	101.04	101.24	101.44	101.64	101.84	102.04	102.24	102.44	102.64	102.84	103.04	103.24	103.44	103.64	103.84	104.04	104.24	104.44	104.64	104.84	105.04	105.24	105.44	105.64	105.84	106.04	106.24	106.44	106.64	106.84	107.04	107.24	107.44	107.64	107.84	108.04	108.24	108.44	108.64	108.84	109.04	109.24	109.44	109.64	109.84	110.04	110.24	110.44	110.64	110.84	111.04	111.24	111.44	111.64	111.84	112.04	112.24	112.44	112.64	112.84	113.04	113.24	113.44	113.64	113.84	114.04	114.24	114.44	114.64	114.84	115.04	115.24	115.44	115.64	115.84	116.04	116.24	116.44	116.64	116.84	117.04	117.24	117.44	117.64	117.84	118.04	118.24	118.44	118.64	118.84	119.04	119.24	119.44	119.64	119.84	120.04	120.24	120.44	120.64	120.84	121.04	121.24	121.44	121.64	121.84	122.04	122.24	122.44	122.64	122.84	123.04	123.24	123.44	123.64	123.84	124.04	124.24	124.44	124.64	124.84	125.04	125.24	125.44	125.64	125.84	126.04	126.24	126.44	126.64	126.84	127.04	127.24	127.44	127.64	127.84	128.04	128.24	128.44	128.64	128.84	129.04	129.24	129.44	129.64	129.84	130.04	130.24	130.44	130.64	130.84	131.04	131.24	131.44	131.64	131.84	132.04	132.24	132.44	132.64	132.84	133.04	133.24	133.44	133.64	133.84	134.04	134.24	134.44	134.64	134.84	135.04	135.24	135.44	135.64	135.84	136.04	136.24	136.44	136.64	136.84	137.04	137.24	137.44	137.64	137.84	138.04	138.24	138.44	138.64	138.84	139.04	139.24	139.44	139.64	139.84	140.04	140.24	140.44	140.64	140.84	141.04	141.24	141.44	141.64	141.84	142.04	142.24	142.44	142.64	142.84	143.04	143.24	143.44	143.64	143.84	144.04	144.24	144.44	144.64	144.84	145.04	145.24	145.44	145.64	145.84	146.04	146.24	146.44	146.64	146.84	147.04	147.24	147.44	147.64	147.84	148.04	148.24	148.44	148.64	148.84	149.04	149.24	149.44	149.64	149.84	150.04	150.24	150.44	150.64	150.84	151.04	151.24	151.44	151.64	151.84	152.04	152.24	152.44	152.64	152.84	153.04	153.24	153.44	153.64	153.84	154.04	154.24	154.44	154.64	154.84	155.04	155.24	155.44	155.64	155.84	156.04	156.24	156.44	156.64	156.84	157.04	157.24	157.44	157.64	157.84	158.04	158.24	158.44	158.64	158.84	159.04	159.24	159.44	159.64	159.84	160.04	160.24	160.44	160.64	160.84	161.04	161.24	161.44	161.64	161.84	162.04	162.24	162.44	162.64	162.84	163.04	163.24	163.44	163.64	163.84	164.04	164.24	164.44	164.64	164.84	165.04	165.24	165.44	165.64	165.84	166.04	166.24	166.44	166.64	166.84	167.04	167.24	167.44	167.64	167.84	168.04	168.24	168.44	168.64	168.84	169.04	169.24	169.44	169.64	169.84	170.04	170.24	170.44	170.64	170.84	171.04	171.24	171.44	171.64	171.84	172.04	172.24	172.44	172.64	172.84	173.04	173.24	173.44	173.64	173.84	174.04	174.24	174.44	174.64	174.84	175.04	175.24	175.44	175.64	175.84	176.04	176.24	176.44	176.64	176.84	177.04	177.24	177.44	177.64	177.84	178.04	178.24	178.44	178.64	178.84	179.04	179.24	179.44	179.64	179.84	180.04	180.24	180.44	180.64	180.84	181.04	181.24	181.44	181.64	181.84	182.04	182.24	182.44	182.64	182.84	183.04	183.24	183.44	183.64	183.84	184.04	184.24	184.44	184.64	184.84	185.04	185.24	185.44	185.64	185.84	186.04	186.24	186.44	186.64	186.84	187.04	187.24	187.44	187.64	187.84	188.04	188.24	188.44	188.64	188.84	189.04	189.24	189.44	189.64	189.84	190.04	190.24	190.44	190.64	190.84	191.04	191.24	191.44	191.64	191.84	192.04	192.24	192.44	192.64	192.84	193.04	193.24	193.44	193.64	193.84	194.04	194.24	194.44	194.64	194.84	195.04	195.24	195.44	195.64	195.84	196.04	196.24	196.44	196.64	196.84	197.04	197.24	197.44	197.64	197.84	198.04	198.24	198.44	198.64	198.84	199.04	199.24	199.44	199.64	199.84	200.04	200.24	200.44	200.64	200.84	201.04	201.24	201.44	201.64	201.84	202.04

0.6

Teeth in Mesh Factor:

L, 0.375" Pitch Belts

Drive Selection Table

Drivell Speed		Sprocket Combinations				Center Distance, Inches																									
For motor speed of		Driver		Driven		Speed Ratio																									
1160 RPM	1750 RPM	3450 RPM	No. of Grooves	Pitch Diam. Inches	No. of Grooves		Pitch Diam. Inches	P.L. 32.25	P.L. 34.50	P.L. 36.75	P.L. 37.50	P.L. 39.00	P.L. 42.00	P.L. 44.63	P.L. 45.00	P.L. 48.00	P.L. 51.00	P.L. 54.00	P.L. 56.63	P.L. 57.00	P.L. 58.13	P.L. 60.00	P.L. 63.00	P.L. 66.00	P.L. 72.00	P.L. 73.13	P.L. 81.75	P.L. 90.00	P.L. 91.50	P.L. 94.50	
1160	1750	3450	10	1.194	10	1.194	1.000	14.25	15.37	16.50	16.87	17.52	19.12	20.44	20.62	22.12	23.62	25.12	26.62	27.19	28.12	29.62	31.12	33.12	34.72	34.69	39.00	43.12	43.87	45.37	49.50
1160	1750	3450	12	1.432	12	1.432	1.000	13.88	15.00	16.13	16.50	17.25	18.75	20.07	20.25	21.75	23.25	24.75	26.07	26.25	27.75	29.25	30.75	33.75	34.32	38.63	42.75	43.50	45.00	49.00	
1160	1750	3450	14	1.671	14	1.671	1.000	13.50	14.63	15.75	16.13	16.88	18.38	19.69	19.88	21.38	22.88	24.38	25.69	25.88	26.44	27.38	28.88	30.38	33.38	37.50	42.38	43.13	44.63	48.63	
1160	1750	3450	16	1.910	16	1.910	1.000	13.12	14.25	15.37	15.75	16.50	18.00	19.31	19.50	21.00	22.50	24.00	25.31	25.50	26.06	27.00	28.50	30.00	33.00	37.13	42.00	42.75	44.25	48.25	
1160	1750	3450	17	2.029	17	2.029	1.000	12.94	14.06	15.19	15.56	16.31	17.81	19.13	19.31	20.81	22.31	23.81	25.13	25.31	25.88	26.81	28.31	29.81	32.81	37.69	41.81	42.56	44.06	48.06	
1160	1750	3450	18	2.149	18	2.149	1.000	12.75	13.87	15.00	15.37	16.12	17.62	18.94	19.12	20.62	22.12	23.62	24.94	25.12	25.69	26.62	28.12	29.62	32.62	37.50	41.62	42.37	43.87	47.87	
1160	1750	3450	19	2.268	19	2.268	1.000	12.56	13.69	14.81	15.19	15.94	17.44	18.75	18.94	20.44	21.94	23.44	24.75	24.94	25.50	26.44	27.94	29.44	32.44	37.31	41.44	42.19	43.69	47.69	
1160	1750	3450	20	2.387	20	2.387	1.000	12.38	13.50	14.63	15.00	15.75	17.25	18.57	18.75	20.25	21.75	23.25	24.57	24.75	25.32	26.25	27.75	29.25	32.25	37.13	41.25	42.00	43.50	47.50	
1160	1750	3450	21	2.507	21	2.507	1.000	12.19	13.31	14.44	14.81	15.56	17.06	18.38	18.56	20.06	21.56	23.06	24.38	24.56	25.13	26.06	27.56	29.06	32.06	36.94	41.06	41.81	43.31	47.31	
1160	1750	3450	22	2.626	22	2.626	1.000	12.00	13.13	14.25	14.63	15.38	16.88	18.19	18.38	19.88	21.38	22.88	24.19	24.38	24.94	25.88	27.38	28.88	31.88	36.75	40.88	41.63	43.13	47.13	
1160	1750	3450	24	2.865	24	2.865	1.000	11.62	12.75	13.87	14.25	15.00	16.50	17.81	18.00	19.50	21.00	22.50	23.81	24.00	24.56	25.50	27.00	28.50	31.50	36.37	40.50	41.25	42.75	46.75	
1160	1750	3450	26	3.104	26	3.104	1.000	11.25	12.37	13.50	13.87	14.62	16.12	17.44	17.62	19.12	20.62	22.12	23.44	24.62	24.79	25.12	26.62	28.12	31.12	36.00	40.12	40.87	42.37	46.37	
1160	1750	3450	28	3.342	28	3.342	1.000	10.88	12.00	13.13	13.50	14.25	15.75	17.07	17.25	18.75	20.25	21.75	23.07	24.25	24.38	24.94	25.88	27.38	30.38	35.25	39.37	40.12	41.62	45.62	
1160	1750	3450	30	3.581	30	3.581	1.000	10.50	11.62	12.75	13.12	13.87	15.37	16.69	16.87	18.37	19.87	21.37	22.69	23.87	24.00	24.56	25.50	27.00	30.00	34.87	39.00	39.75	41.25	45.25	
1160	1750	3450	32	3.820	32	3.820	1.000	10.12	11.25	12.37	12.75	13.50	15.00	16.31	16.50	18.00	19.50	21.00	22.31	23.50	23.62	24.19	25.12	26.62	29.62	34.50	38.63	39.38	40.88	44.88	
1160	1750	3450	36	4.297	36	4.297	1.000	9.38	10.50	11.63	12.00	12.75	14.25	15.57	15.75	17.25	18.75	20.25	21.57	22.75	22.88	23.44	24.38	25.88	28.88	33.75	37.88	38.63	40.13	44.13	
1160	1750	3450	40	4.775	40	4.775	1.000	8.62	9.75	10.87	11.25	12.00	13.50	14.81	15.00	16.50	18.00	19.50	20.81	21.00	21.56	22.50	24.00	25.50	28.50	33.38	37.50	38.25	39.75	43.75	
1160	1750	3450	44	5.252	44	5.252	1.000	7.88	9.00	10.13	10.50	11.25	12.75	14.07	14.25	15.75	17.25	18.75	20.07	20.25	20.82	21.75	23.25	24.75	27.75	32.63	36.75	37.50	39.00	43.00	
1160	1750	3450	48	5.730	48	5.730	1.000	7.12	8.25	9.37	9.75	10.50	12.00	13.31	13.50	15.00	16.50	18.00	19.31	19.50	20.06	21.00	22.50	24.00	27.00	31.87	36.00	36.75	38.25	42.25	
1107	1670	3292	21	2.507	22	2.626	1.048	12.09	13.22	14.34	14.72	15.47	16.97	18.28	18.47	19.97	21.47	22.97	24.28	24.47	25.03	25.97	27.47	28.97	31.97	36.84	40.97	41.72	43.22	47.22	
1105	1667	3286	20	2.387	21	2.507	1.050	12.28	13.41	14.53	14.91	15.66	17.16	18.47	18.66	20.16	21.66	23.16	24.46	24.65	25.22	26.16	27.66	29.16	32.16	37.03	41.16	41.91	43.41	47.41	
1102	1662	3276	19	2.268	20	2.387	1.053	12.47	13.59	14.72	15.09	15.84	17.34	18.66	18.84	20.34	21.84	23.34	24.64	24.83	25.41	26.34	27.84	29.34	32.34	37.22	41.34	42.09	43.59	47.59	
1098	1657	3267	18	2.149	19	2.268	1.056	12.66	13.78	14.91	15.28	16.03	17.53	18.85	19.03	20.53	22.03	23.53	24.83	25.03	25.60	26.53	28.03	29.53	32.53	37.41	41.53	42.28	43.78	47.78	
1095	1653	3258	17	2.029	18	2.149	1.059	12.83	13.95	15.08	15.47	16.22	17.72	19.03	19.22	20.72	22.22	23.72	25.03	25.22	25.78	26.72	28.22	29.72	32.72	37.59	41.72	42.47	43.97	47.97	
1091	1646	3246	16	1.910	17	2.029	1.063	13.03	14.16	15.28	15.66	16.41	17.91	19.22	19.41	20.91	22.41	23.91	25.22	25.41	25.97	26.91	28.41	29.91	32.91	37.78	41.91	42.66	44.16	48.16	
1087	1640	3233	30	3.581	32	3.820	1.067	10.31	11.44	12.56	12.94	13.69	15.19	16.50	16.69	18.19	19.69	21.19	22.50	22.69	23.25	24.19	25.69	27.19	30.19	35.06	39.19	39.94	41.44	45.44	
1083	1634	3221	28	3.342	30	3.581	1.071	10.69	11.81	12.94	13.31	14.06	15.56	16.88	17.06	18.56	20.06	21.56	22.88	23.06	23.63	24.56	26.06	27.56	30.56	35.43	39.56	40.31	41.81	45.81	
1077	1625	3203	26	3.104	28	3.342	1.077	11.06	12.19	13.31	13.69	14.44	15.94	17.25	17.44	18.94	20.44	21.94	23.25	23.44	24.00	24.94	26.44	27.94	30.94	35.81	39.94	40.69	42.19	46.19	
1071	1616	3186	24	2.865	26	3.104	1.083	11.44	12.56	13.69	14.06	14.81	16.31	17.63	17.81	19.31	20.81	22.31	23.63	23.81	24.38	25.31	26.81	28.31	31.31	36.19	40.31	41.06	42.56	46.56	
1063	1604	3162	22	2.626	24	2.865	1.091	11.81	12.94	14.06	14.44	15.19	16.69	18.00	18.19	19.69	21.19	22.69	24.00	24.19	24.75	25.69	27.19	28.69	31.69	36.56	40.69	41.44	42.94	46.94	
1063	1604	3162	44	5.252	48	5.730	1.091	7.50	8.62	9.75	10.12	10.87	12.37	13.69	13.87	15.37	16.87	18.37	19.69	20.44	21.37	22.87	24.37	25.87	28.87	33.75	37.88	38.63	40.13	44.13	
1055	1591	3136	20	2.387	22	2.626	1.100	12.19	13.31	14.44	14.81	15.56	17.06	18.38	18.56	20.06	21.56	23.06	24.38	24.56	25.13	26.06	27.56	29.06	32.06	36.94	41.06	41.81	43.31	47.31	
1055	1591	3136	40	4.775	44	5.252	1.100	8.25	9.37	10.50	10.87	11.62	13.12	14.44	14.62	16.12	17.62	19.12	20.44	20.62	21.19	22.12	23.62	25.12	28.12	33.00	37.12	37.87	39.37	43.37	
10																															

Driven/Speed			Sprocket Combinations					Center Distance, Inches																											
For motor speed of			Driver		Driven																														
1160 RPM	1750 RPM	3450 RPM	No. of Grooves	Pitch Diam. Inches	No. of Grooves	Pitch Diam. Inches	Speed Ratio	124L P.L. 12.38	135L P.L. 13.50	150L P.L. 15.00	154L P.L. 15.38	158L P.L. 15.75	165L P.L. 16.50	173L P.L. 17.25	176L P.L. 17.63	188L P.L. 18.75	195L P.L. 19.50	199L P.L. 19.88	203L P.L. 20.25	210L P.L. 21.00	218L P.L. 21.75	225L P.L. 22.50	240L P.L. 24.00	248L P.L. 24.75	255L P.L. 25.50	263L P.L. 26.25	270L P.L. 27.00	285L P.L. 28.50	300L P.L. 30.00	315L P.L. 31.50					
942	1422	2803	26	3.104	32	3.820	1.231		2.62	3.18	3.93	4.12	4.31	4.68	5.06	5.25	5.81	6.32	6.49	6.67	7.05	7.30	7.68	8.43	8.81	9.18	9.56	10.00	10.43	10.86	11.29				
939	1417	2794	17	2.029	21	2.507	1.235																												
937	1414	2787	21	2.507	26	3.104	1.238																												
928	1400	2760	16	1.910	20	2.387	1.250	2.81	3.37	4.12	4.31	4.49	4.87	5.24	5.43	6.00	6.37	6.56	6.75	7.12	7.50	7.87	8.62	9.00	9.37	9.75	10.12	10.49	10.87	11.25	11.62				
928	1400	2760	24	2.865	30	3.581	1.250																												
928	1400	2760	40	4.775	40	4.775	1.250																												
928	1400	2760	48	5.730	60	7.162	1.250																												
918	1386	2732	19	2.268	24	2.865	1.263			3.46	3.65	3.83	4.21	4.58	4.77	5.34	5.71	5.90	6.09	6.46	6.84	7.21	7.96	8.34	8.71	9.09	9.46	10.21	10.36	11.71					
911	1375	2710	22	2.626	28	3.342	1.273		3.18	4.49	4.68	4.87	5.24	5.62	5.81	6.37	6.75	6.94	7.12	7.50	7.87	8.25	9.00	9.37	9.75	10.12	10.49	10.87	11.25	11.62	12.00				
902	1361	2683	14	1.671	18	2.149	1.286																												
902	1361	2683	28	3.342	36	4.297	1.286																												
896	1352	2666	17	2.029	22	2.626	1.294			3.08	3.83	4.02	4.21	4.58	4.96	5.15	5.71	6.09	6.28	6.46	6.84	7.21	7.59	8.34	8.71	9.09	9.46	10.59	11.34	12.09					
892	1346	2654	20	2.387	26	3.104	1.300			3.17	3.36	3.54	3.92	4.30	4.49	5.05	5.43	5.62	5.80	6.18	6.55	6.93	7.68	8.05	8.43	8.81	9.18	9.93	10.68	11.43					
883	1333	2628	16	1.910	21	2.507	1.313	2.70	3.27	4.02	4.21	4.40	4.77	5.15	5.34	5.90	6.27	6.46	6.65	7.02	7.40	7.78	8.53	8.90	9.28	9.65	10.03	10.78	11.53	12.28					
880	1323	2588	12	1.432	16	1.910	1.333	3.56	4.12	4.87	5.06	5.24	5.62	6.00	6.19	6.75	7.12	7.31	7.50	7.87	8.25	8.62	9.37	9.75	10.12	10.50	10.87	11.62	12.37	13.12					
870	1313	2588	18	2.149	24	2.865	1.333			3.54	3.73	3.92	4.30	4.67	4.86	5.43	5.80	5.99	6.18	6.55	6.93	7.30	8.05	8.43	8.80	9.18	9.56	10.31	11.06	11.81					
870	1313	2588	21	2.507	28	3.342	1.333																												
870	1313	2588	24	2.865	32	3.820	1.333																												
870	1313	2588	30	3.581	40	4.775	1.333																												
870	1313	2588	36	4.297	48	5.730	1.333																												
855	1290	2542	14	1.671	19	2.268	1.357	3.08	3.64	4.40	4.59	4.77	5.15	5.52	5.71	6.27	6.65	6.84	7.02	7.40	7.78	8.15	8.90	9.27	9.65	10.03	10.40	11.15	11.90	12.65					
850	1283	2529	22	2.626	30	3.581	1.364																												
850	1283	2529	44	5.252	60	7.162	1.364																												
848	1279	2522	19	2.268	26	3.104	1.368			3.25	3.45	3.63	4.01	4.39	4.58	5.14	5.52	5.71	5.89	6.27	6.64	7.02	7.77	8.15	8.52	8.90	9.27	10.02	10.77	11.52					
844	1273	2509	16	1.910	22	2.626	1.375			3.17	3.32	3.50	3.88	4.26	4.45	5.01	5.39	5.58	5.76	6.14	6.52	6.90	7.65	8.03	8.41	8.79	9.17	9.92	10.67	11.42					
844	1273	2509	32	3.820	44	5.252	1.375																												
838	1264	2491	26	3.104	36	4.297	1.385																												
829	1250	2464	10	1.194	14	1.671	1.400	3.93	4.49	5.24	5.43	5.62	6.00	6.37	6.56	7.12	7.50	7.69	7.87	8.25	8.62	9.00	9.75	10.12	10.50	10.87	11.25	12.00	12.75	13.50					
829	1250	2464	20	2.387	28	3.342	1.400																												
822	1239	2443	17	2.029	24	2.865	1.412			3.63	3.82	4.01	4.39	4.76	4.95	5.52	5.89	6.08	6.27	6.64	7.02	7.39	8.15	8.52	8.90	9.27	9.65	10.40	11.15	11.90					
819	1235	2435	12	1.432	17	2.029	1.417	3.46	4.02	4.77	4.96	5.15	5.52	5.90	6.09	6.65	7.03	7.22	7.40	7.78	8.15	8.53	9.28	9.65	10.03	10.40	10.78	11.53	12.28	13.03					
812	1225	2414	14	1.671	20	2.387	1.429	2.98	3.54	4.30	4.49	4.67	5.05	5.43	5.62	6.18	6.55	6.74	6.93	7.30	7.68	8.05	8.81	9.18	9.56	9.93	10.31	11.06	11.81	12.56					
812	1225	2414	21	2.507	30	3.581	1.429																												
812	1225	2414	28	3.342	40	4.775	1.429																												
803	1212	2389	18	2.149	26	3.104	1.444			3.34	3.53	3.72	4.10	4.47	4.66	5.23	5.60	5.79	5.98	6.36	6.73	7.11	7.86	8.24	8.61	8.99	9.36	10.11	10.86	11.61					
797	1203	2371	22	2.626	32	3.820	1.455																												
791	1193	2352	30	3.581	44	5.252	1.467																												
787	1187	2341	19	2.268	28	3.342	1.474																												
773	1167	2300	12	1.432	18	2.149	1.500	3.36	3.92	4.67	4.86	5.05	5.43	5.80	5.99	6.55	6.93	7.12	7.30	7.68	8.05	8.43	9.18	9.56	9.93	10.31	10.68	11.43	12.18	12.93					
773	1167	2300	14	1.671	21	2.507	1.500	2.88	3.44	4.20	4.39	4.57	4.95	5.33	5.52	6.08	6.46	6.65	6.83	7.21	7.58	7.96	8.71	9.08	9.46	9.83	10.21	10.96	11.71	12.46					
773	1167	2300	16	1.910	24	2.865	1.500			3.72	3.91	4.10	4.47	4.85	5.04	5.60	5.98	6.17	6.36	6.73	7.11	7.48	8.24	8.61	8.99	9.36	9.74	10.49	11.24	11.99					
773	1167	2300	20	2.387	30	3.581	1.500	2.96	3.52																										
773	1167	2300	24	2.865	36	4.297	1.500																												
773	1167	2300	32	3.820	48	5.730	1.500																												
773	1167	2300	40	4.775	60	7.162	1.500																												
773	1167	2300	48	5.730	72	8.5.																													

L₁ 0.375" Pitch Belts

Driven Speed			Sprocket Combinations						Center Distance, Inches																											
For motor speed of			Driver			Driven																														
1160 RPM	1750 RPM	3450 RPM	No. of Grooves	Pitch Diam. Inches	No. of Grooves	Pitch Diam. Inches	Speed Ratio	32.25 in	36 in	37.5 in	39 in	42 in	44.63 in	45 in	48 in	51 in	54 in	56.63 in	57 in	58.13 in	60 in	63 in	66 in	72 in	73.13 in	81.75 in	90 in	91.5 in	244 Teeth	945 Teeth						
942	1422	2803	26	3.104	32	3.820	1.231	10.56	11.81	12.93	13.31	14.06	15.36	16.87	17.06	18.36	20.06	21.36	22.87	23.06	23.62	24.36	26.06	27.56	30.36	31.12	35.44	39.56	40.31	41.81						
939	1417	2794	17	2.029	21	2.507	1.235	10.68	11.81	12.93	13.31	14.06	15.36	16.87	17.06	18.36	20.06	21.36	22.87	23.06	23.62	24.36	26.06	27.56	30.36	31.12	35.44	39.56	40.31	41.81						
937	1414	2787	26	3.104	32	3.820	1.235	10.68	11.81	12.93	13.31	14.06	15.36	16.87	17.06	18.36	20.06	21.36	22.87	23.06	23.62	24.36	26.06	27.56	30.36	31.12	35.44	39.56	40.31	41.81						
928	1410	2760	16	1.910	20	2.387	1.250	10.75	12.84	13.96	14.34	15.09	16.59	17.91	18.09	19.59	21.12	22.59	23.91	24.66	25.69	26.62	27.12	28.62	31.59	32.16	36.47	40.59	41.34	42.84						
928	1400	2760	24	2.865	30	3.581	1.250	11.06	12.18	13.31	13.68	14.43	15.93	17.25	17.43	18.93	20.43	21.93	23.25	23.43	24.00	24.93	26.43	27.94	30.94	31.50	35.81	39.94	40.69	42.19						
928	1400	2760	42	3.820	40	4.775	1.250	9.36	10.49	11.61	11.99	12.74	14.24	15.56	15.74	17.24	18.74	20.24	21.56	21.74	22.31	23.24	24.74	26.25	29.25	29.81	34.12	38.25	39.00	40.50						
928	1400	2760	60	7.162	60	7.162	1.250	9.36	10.49	11.61	11.99	12.74	14.24	15.56	15.74	17.24	18.74	20.24	21.56	21.74	22.31	23.24	24.74	26.25	29.25	29.81	34.12	38.25	39.00	40.50						
918	1386	2732	19	2.268	24	2.865	1.263	11.49	13.22	14.34	14.72	15.47	16.97	18.28	18.47	19.97	21.47	22.97	24.32	24.47	25.03	25.97	27.47	28.97	31.97	32.53	36.84	40.97	41.72	43.22						
911	1375	2710	22	2.626	28	3.342	1.273	11.03	12.56	13.68	14.06	14.81	16.31	17.62	17.81	19.31	20.81	22.31	23.63	23.81	24.38	25.31	26.81	28.31	31.31	31.88	36.19	40.31	41.06	42.56						
902	1361	2683	14	1.671	18	2.149	1.286	13.12	14.25	15.37	15.75	16.50	18.00	19.31	19.50	21.00	22.50	24.00	25.31	25.50	26.06	27.00	28.50	30.00	33.00	33.56	37.87	42.00	42.75	44.25						
902	1361	2683	28	3.342	36	4.297	1.286	10.11	11.24	12.37	12.74	13.49	14.99	16.31	16.49	17.99	19.49	20.99	22.31	22.50	23.06	24.00	25.50	27.00	30.00	30.56	34.87	39.00	39.75	41.25						
896	1352	2666	17	2.029	22	2.626	1.294	12.47	13.59	14.72	15.09	15.84	17.34	18.66	18.84	20.34	21.84	23.34	24.66	24.84	25.41	26.34	27.84	29.34	32.34	32.91	37.22	41.34	42.09	43.59						
892	1346	2654	24	2.387	26	3.104	1.300	11.21	12.93	14.06	14.43	15.18	16.68	18.00	18.18	19.68	21.18	22.68	24.00	24.18	24.75	25.68	27.19	28.69	31.69	32.25	36.56	40.69	41.44	42.94						
883	1333	2628	16	1.910	21	2.507	1.313	11.65	13.78	14.90	15.28	16.03	17.53	18.84	19.03	20.53	22.03	23.53	24.84	25.03	25.59	26.53	28.03	29.53	32.53	33.09	37.40	41.53	42.28	43.78						
870	1313	2588	12	1.432	16	1.910	1.333	13.18	14.62	15.75	16.12	16.87	18.37	19.69	19.87	21.37	22.87	24.37	25.69	25.87	26.44	27.37	28.87	30.37	33.37	33.94	38.25	42.37	43.12	44.62						
870	1313	2588	24	2.865	33	3.421	1.333	12.18	13.31	14.43	14.81	15.56	17.06	18.37	18.56	20.06	21.56	23.06	24.37	24.56	25.12	26.06	27.56	29.06	32.06	32.63	36.94	41.06	41.81	43.31						
870	1313	2588	28	3.342	33	3.342	1.333	11.52	12.65	13.77	14.15	14.90	16.40	17.72	17.90	19.40	20.90	22.40	23.72	23.90	24.47	25.40	26.90	28.40	31.40	31.97	36.28	40.40	41.15	42.65						
870	1313	2588	32	3.820	33	3.820	1.333	10.86	11.99	13.12	13.49	14.24	15.74	17.06	17.24	18.74	20.24	21.74	23.06	23.24	23.81	24.75	26.25	27.75	30.75	31.31	35.62	39.75	40.50	42.00						
870	1313	2588	30	3.581	40	4.775	1.333	9.54	10.67	11.80	12.17	12.92	14.42	15.74	15.93	17.43	18.93	20.43	21.74	21.93	22.49	23.43	24.93	26.43	29.43	30.00	34.31	38.43	39.18	40.68						
848	1279	2529	19	2.268	26	3.104	1.368	11.90	13.02	14.15	14.52	15.28	16.78	18.10	18.28	19.78	21.28	22.78	24.09	24.28	24.84	25.78	27.28	28.78	31.78	32.34	36.65	40.78	41.53	43.03						
844	1273	2509	16	1.910	22	2.626	1.375	13.68	14.81	15.18	15.93	17.43	18.75	19.83	20.03	21.53	23.03	24.33	24.75	25.12	25.50	26.44	27.94	29.44	32.44	33.00	37.31	41.44	42.19	43.69						
844	1273	2509	32	3.820	44	5.252	1.375	8.97	10.10	11.23	11.60	12.35	13.86	15.17	15.36	16.86	18.36	19.86	21.18	21.36	21.93	22.86	24.36	25.86	28.87	29.43	33.74	37.87	38.62	40.12						
838	1264	2491	26	3.104	36	4.297	1.385	10.29	11.42	12.55	12.92	13.67	15.18	16.49	16.68	18.18	19.68	21.18	22.49	22.68	23.24	24.18	25.68	27.18	30.18	30.75	35.06	39.18	39.93	41.43						
829	1250	2464	10	1.194	14	1.671	1.400	13.87	15.00	16.12	16.50	17.25	18.75	20.06	20.25	21.75	23.25	24.75	26.06	26.25	26.81	27.75	29.25	30.75	33.75	34.31	38.62	42.75	43.50	45.00						
829	1250	2464	20	2.387	28	3.342	1.400	11.62	12.74	13.87	14.24	14.99	16.49	17.81	17.99	19.49	21.00	22.50	23.81	24.00	24.56	25.50	27.00	28.50	31.50	32.06	36.37	40.50	41.25	42.75						
822	1239	2443	17	2.029	24	2.865	1.412	12.27	13.40	14.53	14.90	15.65	17.15	18.47	18.65	20.15	21.65	23.15	24.47	24.65	25.22	26.15	27.65	29.15	32.15	32.72	37.03	41.15	41.90	43.40						
812	1225	2414	14	1.671	20	2.387	1.429	13.93	15.06	16.18	16.56	17.31	18.81	19.12	19.31	20.81	22.31	23.81	25.13	25.31	25.88	26.81	28.31	29.81	32.81	33.38	37.69	41.81	42.56	44.06						
812	1225	2414	21	2.507	30	3.581	1.429	11.33	12.46	13.58	13.96	14.71	16.21	17.53	17.71	19.21	20.71	22.21	23.53	23.71	24.28	25.21	26.71	28.21	31.21	31.78	36.09	40.21	40.96	42.47						
812	1225	2414	28	3.342	40	4.775	1.429	9.72	10.85	11.98	12.35	13.10	14.61	15.92	16.11	17.61	19.11	20.61	21.93	22.11	22.68	23.61	25.11	26.62	29.62	30.18	34.49	38.62	39.37	40.87						
803	1212	2389	18	2.149	26	3.104	1.444	11.99	13.12	14.24	14.62	15.37	16.87	18.18	18.37	19.87	21.37	22.87	24.18	24.37	24.93	25.87	27.37	28.87	31.87	32.44	36.75	40.87	41.62	43.12						
797	1203	2371	22	2.626	32	3.820	1.455	11.12	12.17	13.30	13.67	14.42	15.93	17.24	17.43	18.93	20.43	21.93	23.24	23.43	23.99	24.93	26.43	27.93	30.93	31.50	35.81	39.93	40.68	42.18						
791	1193	2352	30	3.581	44	5.252	1.467	9.15	10.28	11.41	11.78	12.53	14.04	15.35	15.54	17.04	18.54	20.05	21.36	21.55	22.11	23.05	24.55	26.05	29.05	29.62	33.93	38.05	38.80	40.30						
787	1187	2341	19	2.268	28	3.342	1.474	11.71	12.83	13.96	14.33	15.08	16.59	17.90	18.09	19.59	21.09	22.59	23.90	24.09	24.65	25.59	27.09	28.59	31.59	32.15	36.46	40.59	41.34	42.84						
773	1167	2300	12	1.432	18	2.149	1.500	13.31	14.43	15.56	15.93	16.68	18.18	19.50	19.68	21.18	22.68	24.18	25.50	25.68	26.25	27.19	28.69	30.19	33.19	33.75	38.06	42.19	42.94	44.44						
773	1167	2300	14	1.671	21	2.507	1.500	12.84	13.96	15.09	15.46	16.21	17.71	19.03	19.21	20.71	22.21	23.51	25.03	25.22	25.78	26.72	28.22	29.72	32.72	33.28	37.59	41.72	42.47	43.97						
773	1167	2300	16	1.910	24	2.865	1.500	12.37	13.49	14.62	14.99	15.74	17.24	18.56	18.74	20.24	21.74	23.24	24.56	24.75	25.31	26.25	27.75	29.25	32.25	32.81	37.12	41.25	42.00	43.50						
773	1167	2300	20	2.387	30	3.581	1.500	11.42	12.55	13.67	14.05	14.80	16.30	17.62	17.80	19.30	20.80	22.30	23.62	23.81	24.37	25.31	26.81	28.31	31.31	31.87	36.18	40.31	41.06	42.56						
773	1167	2300	24	2.865	36	4.297	1.500	10.48	11.60	12.73	13.11	13.86	15.36	16.67	16.86	18.36	19.86	21.36	22.68	22.86	23.43	24.36	25.87	27.37	30.37	30.93	35.24	39.37	40.12	41.62						
773	1167	2300	32	3.820	48	5.730	1.500	8.57	9.70	10.83	11.21	11.96	13.47	14.78	14.97	16.47	17.97	19.48	20.79	20.98	21.54	22.48	23.98	25.48	28.48	29.05	33.36	37.49	38.24	39.74						
773																																				

Mesh Factor:

9.0

0.8

Drive Selection Table

06

06

L, 0.375" Pitch Belts

Driven Speed				Sprocket Combinations				Center Distance, Inches																												Driven Teeth			
For motor speed of				Driver		Driven																																	
1160 RPM	1750 RPM	3450 RPM		No. of Grooves	Pitch Diam. Inches	No. of Grooves	Pitch Diam. Inches	3231 RPM	3232 RPM	3451 RPM	3675 RPM	3750 RPM	3900 RPM	4200 RPM	4461 RPM	4501 RPM	4800 RPM	5100 RPM	5400 RPM	5661 RPM	5701 RPM	5811 RPM	6000 RPM	6300 RPM	6600 RPM	7201 RPM	7311 RPM	8181 RPM	9000 RPM	9151 RPM	9451 RPM								
16	26	3.104	1.625	10.65	11.78	12.91	14.30	15.35	16.37	17.05	18.37	18.55	20.05	21.35	23.05	24.35	25.12	26.06	27.56	29.06	32.62	32.62	36.93	41.06	9151 Teeth	9000 Teeth	9151 Teeth	9451 Teeth	41.81	39.55	43.31								
22	36	4.297	1.636	10.65	11.78	12.91	14.30	15.35	16.37	17.05	18.37	18.55	20.05	21.35	23.05	24.35	25.12	26.06	27.56	29.06	32.62	32.62	36.93	41.06	9151 Teeth	9000 Teeth	9151 Teeth	9451 Teeth	41.81	39.55	43.31								
28	44	5.252	1.636	10.65	11.78	12.91	14.30	15.35	16.37	17.05	18.37	18.55	20.05	21.35	23.05	24.35	25.12	26.06	27.56	29.06	32.62	32.62	36.93	41.06	9151 Teeth	9000 Teeth	9151 Teeth	9451 Teeth	41.81	39.55	43.31								
34	52	6.107	1.636	10.65	11.78	12.91	14.30	15.35	16.37	17.05	18.37	18.55	20.05	21.35	23.05	24.35	25.12	26.06	27.56	29.06	32.62	32.62	36.93	41.06	9151 Teeth	9000 Teeth	9151 Teeth	9451 Teeth	41.81	39.55	43.31								
40	60	6.962	1.636	10.65	11.78	12.91	14.30	15.35	16.37	17.05	18.37	18.55	20.05	21.35	23.05	24.35	25.12	26.06	27.56	29.06	32.62	32.62	36.93	41.06	9151 Teeth	9000 Teeth	9151 Teeth	9451 Teeth	41.81	39.55	43.31								
46	68	7.817	1.636	10.65	11.78	12.91	14.30	15.35	16.37	17.05	18.37	18.55	20.05	21.35	23.05	24.35	25.12	26.06	27.56	29.06	32.62	32.62	36.93	41.06	9151 Teeth	9000 Teeth	9151 Teeth	9451 Teeth	41.81	39.55	43.31								
52	76	8.672	1.636	10.65	11.78	12.91	14.30	15.35	16.37	17.05	18.37	18.55	20.05	21.35	23.05	24.35	25.12	26.06	27.56	29.06	32.62	32.62	36.93	41.06	9151 Teeth	9000 Teeth	9151 Teeth	9451 Teeth	41.81	39.55	43.31								
58	84	9.527	1.636	10.65	11.78	12.91	14.30	15.35	16.37	17.05	18.37	18.55	20.05	21.35	23.05	24.35	25.12	26.06	27.56	29.06	32.62	32.62	36.93	41.06	9151 Teeth	9000 Teeth	9151 Teeth	9451 Teeth	41.81	39.55	43.31								
64	92	10.382	1.636	10.65	11.78	12.91	14.30	15.35	16.37	17.05	18.37	18.55	20.05	21.35	23.05	24.35	25.12	26.06	27.56	29.06	32.62	32.62	36.93	41.06	9151 Teeth	9000 Teeth	9151 Teeth	9451 Teeth	41.81	39.55	43.31								
70	100	11.237	1.636	10.65	11.78	12.91	14.30	15.35	16.37	17.05	18.37	18.55	20.05	21.35	23.05	24.35	25.12	26.06	27.56	29.06	32.62	32.62	36.93	41.06	9151 Teeth	9000 Teeth	9151 Teeth	9451 Teeth	41.81	39.55	43.31								
76	108	12.092	1.636	10.65	11.78	12.91	14.30	15.35	16.37	17.05	18.37	18.55	20.05	21.35	23.05	24.35	25.12	26.06	27.56	29.06	32.62	32.62	36.93	41.06	9151 Teeth	9000 Teeth	9151 Teeth	9451 Teeth	41.81	39.55	43.31								
82	116	12.947	1.636	10.65	11.78	12.91	14.30	15.35	16.37	17.05	18.37	18.55	20.05	21.35	23.05	24.35	25.12	26.06	27.56	29.06	32.62	32.62	36.93	41.06	9151 Teeth	9000 Teeth	9151 Teeth	9451 Teeth	41.81	39.55	43.31								
88	124	13.802	1.636	10.65	11.78	12.91	14.30	15.35	16.37	17.05	18.37	18.55	20.05	21.35	23.05	24.35	25.12	26.06	27.56	29.06	32.62	32.62	36.93	41.06	9151 Teeth	9000 Teeth	9151 Teeth	9451 Teeth	41.81	39.55	43.31								
94	132	14.657	1.636	10.65	11.78	12.91	14.30	15.35	16.37	17.05	18.37	18.55	20.05	21.35	23.05	24.35	25.12	26.06	27.56	29.06	32.62	32.62	36.93	41.06	9151 Teeth	9000 Teeth	9151 Teeth	9451 Teeth	41.81	39.55	43.31								
100	140	15.512	1.636	10.65	11.78	12.91	14.30	15.35	16.37	17.05	18.37	18.55	20.05	21.35	23.05	24.35	25.12	26.06	27.56	29.06	32.62	32.62	36.93	41.06	9151 Teeth	9000 Teeth	9151 Teeth	9451 Teeth	41.81	39.55	43.31								
106	148	16.367	1.636	10.65	11.78	12.91	14.30	15.35	16.37	17.05	18.37	18.55	20.05	21.35	23.05	24.35	25.12	26.06	27.56	29.06	32.62	32.62	36.93	41.06	9151 Teeth	9000 Teeth	9151 Teeth	9451 Teeth	41.81	39.55	43.31								
112	156	17.222	1.636	10.65	11.78	12.91	14.30	15.35	16.37	17.05	18.37	18.55	20.05	21.35	23.05	24.35	25.12	26.06	27.56	29.06	32.62	32.62	36.93	41.06	9151 Teeth	9000 Teeth	9151 Teeth	9451 Teeth	41.81	39.55	43.31								
118	164	18.077	1.636	10.65	11.78	12.91	14.30	15.35	16.37	17.05	18.37	18.55	20.05	21.35	23.05	24.35	25.12	26.06	27.56	29.06	32.62	32.62	36.93	41.06	9151 Teeth	9000 Teeth	9151 Teeth	9451 Teeth	41.81	39.55	43.31								
124	172	18.932	1.636	10.65	11.78	12.91	14.30	15.35	16.37	17.05	18.37	18.55	20.05	21.35	23.05	24.35	25.12	26.06	27.56	29.06	32.62	32.62	36.93	41.06	9151 Teeth	9000 Teeth	9151 Teeth	9451 Teeth	41.81	39.55	43.31								
130	180	19.787	1.636	10.65	11.78	12.91	14.30	15.35	16.37	17.05	18.37	18.55	20.05	21.35	23.05	24.35	25.12	26.06	27.56	29.06	32.62	32.62	36.93	41.06	9151 Teeth	9000 Teeth	9151 Teeth	9451 Teeth	41.81	39.55	43.31								
136	188	20.642	1.636	10.65	11.78	12.91	14.30	15.35	16.37	17.05	18.37	18.55	20.05	21.35	23.05	24.35	25.12	26.06	27.56	29.06	32.62	32.62	36.93	41.06	9151 Teeth	9000 Teeth	9151 Teeth	9451 Teeth	41.81	39.55	43.31								
142	196	21.497	1.636	10.65	11.78	12.91	14.30	15.35	16.37	17.05	18.37	18.55	20.05	21.35	23.05	24.35	25.12	26.06	27.56	29.06	32.62	32.62	36.93	41.06	9151 Teeth	9000 Teeth	9151 Teeth	9451 Teeth	41.81	39.55	43.31								
148	204	22.352	1.636	10.65	11.78	12.91	14.30	15.35	16.37	17.05	18.37	18.55	20.05	21.35	23.05	24.35	25.12	26.06	27.56	29.06	32.62	32.62	36.93	41.06	9151 Teeth	9000 Teeth	9151 Teeth	9451 Teeth	41.81	39.55	43.31								
154	212	23.207	1.636	10.65	11.78	12.91	14.30	15.35	16.37	17.05	18.37	18.55	20.05	21.35	23.05	24.35	25.12	26.06	27.56	29.06	32.62	32.62	36.93	41.06	9151 Teeth	9000 Teeth	9151 Teeth	9451 Teeth	41.81	39.55	43.31								
160	220	24.062	1.636	10.65	11.78	12.91	14.30	15.35	16.37	17.05	18.37	18.55	20.05	21.35	23.05	24.35	25.12	26.06	27.56	29.06	32.62	32.62	36.93	41.06	9151 Teeth	9000 Teeth	9151 Teeth	9451 Teeth	41.81	39.55	43.31								
166	228	24.917	1.636	10.65	11.78	12.91	14.30	15.35	16.37	17.05	18.37	18.55	20.05	21.35	23.05	24.35	25.12	26.06	27.56	29.06	32.62	32.62	36.93	41.06	9151 Teeth	9000 Teeth	9151 Teeth	9451 Teeth	41.81	39.55	43.31								
172	236	25.772	1.636	10.65	11.78	12.91	14.30	15.35	16.37	17.05	18.37	18.55	20.05	21.35	23.05	24.35	25.12	26.06	27.56	29.06	32.62	32.62	36.93	41.06	9151 Teeth	9000 Teeth	9151 Teeth	9451 Teeth	41.81	39.55	43.31								
178	244	26.627	1.636	10.65	11.78	12.91	14.30	15.35	16.37	17.05	18.37	18.55	20.05	21.35	23.05	24.35	25.12	26.06	27.56	29.06	32.62	32.62	36.93	41.06	9151 Teeth	9000 Teeth	9151 Teeth	9451 Teeth	41.81	39.55	43.31								
184	252	27.482	1.636	10.65	11.78	12.91	14.30	15.35	16.37	17.05	18.37	18.55	20.05	21.35	23.05	24.35	25.12	26.06	27.56	29.06	32.62	32.62	36.93	41.06	9151 Teeth	9000 Teeth	9151 Teeth	9451 Teeth	41.81	39.55	43.31								
190	260	28.337	1.636	10.65	11.78	12.91	14.30	15.35	16.37	17.05	18.37	18.55	20.05	21.35	23.05	24.35	25.12	26.06	27.56	29.06	32.62	32.62	36.93	41.06	9151 Teeth	9000 Teeth	9151 Teeth	9451 Teeth	41.81	39.55	43.31								
196	268	29.192	1.636	10.65	11.78	12.91	14.30	15.35	16.37	17.05	18.37	18.55	20.05	21.35	23.05	24.35	25.12	26.06	27.56	29.06	32.62	32.62	36.93	41.06	9151 Teeth	9000 Teeth	9151 Teeth	9451 Teeth	41.81	39.55	43.31								
202	276	30.047	1.636	10.65	11.78	12.91	14.30	15.35	16.37	17.05	18.37	18.55	20.05	21.35	23.05	24.35	25.12	26.06	27.56	29.06	32.62	32.62	36.93	41.06	9151 Teeth	9000 Teeth	9151 Teeth	9451 Teeth	41.81	39.55	43.31								
208	284	30.902	1.636	10.65	11.78	12.91	14.30	15.35	16.37	17.05	18.37	18.55	20.05	21.35	23.05	24.35	25.12	26.06	27.56	29.06	32.62	32.62	36.93	41.06	9151 Teeth	9000 Teeth	9151 Teeth	9451 Teeth	41.81	39.55	43.31								
214	292	31.757	1.636	10.65	11.78	12.91	14.30	15.35	16.37	17.05	18.37	18.55	20.05	21.35	23.05	24.35	25.12	26.06	27.56	29.06	32.62	32.62	36.93	41.06	9151 Teeth	9000 Teeth	9151 Teeth	9451 Teeth	41.81	39.55	43.31								
220	300	32.612	1.636	10.65	11.78	12.91	14.30	15.35	16.37	17.05	18.37	18.55	20.05	21.35	23.05	24.35	25.12	26.06	27.56	29.06	32.62	32.62	36.93	41.06	9151 Teeth	9000 Teeth	9151 Teeth	9451 Teeth	41.81	39.55	43.31								
226	308	33.467	1.636	10.65	11.78	12.91	14.30	15.35	16.37	17.05	18.37	18.55	20.05	21.35	23.05	24.35	25.12	26.06	27.56	29.06	32.62	32.62	36.93	41.06	9151 Teeth	9000 Teeth	9151 Teeth	9451 Teeth	41.81	39.55	43.31								
232	316	34.322	1.636	10.65	11.78	12.91	14.30	15.35	16.37	17.05	18.37	18.55	20.05	21.35	23.05	24.35	25.12	26.06	27.56	29.06	32.62	32.62	36.93	41.06	9151 Teeth	9000 Teeth	9151 Teeth	9451 Teeth	41.81	39.55	43.31								
238	324	35.177	1.636	10.65	11.78	12.91	14.30	15.35	16.37	17.05	18.37	18																											

Teeth in Mesh Factor:

0.6

0.8

1.0



Drive Selection Table

L, 0.375" Pitch Belts

Drivell Speed			Sprocket Combinations				Center Distance, Inches																								
For motor speed of			Driver		Driven		Speed Ratio	P. 37.5																							
1160 RPM	1750 RPM	3450 RPM	No. of Grooves	Pitch Diam. Inches	No. of Grooves	Pitch Diam. Inches		32.25	34.50	36.75	37.50	39.00	42.00	44.63	45.00	48.00	51.00	54.00	56.63	57.00	58.13	60.00	63.00	66.00	72.00	73.13	81.75	90.00	91.50	94.50	
522	788	1553	18	2.149	40	4.775	2.222	10.61	11.74	12.87	13.25	14.00	15.08	16.33	17.01	18.52	20.02	21.52	22.84	23.02	23.59	24.16	25.10	26.60	28.10	30.53	31.10	35.41	39.54	41.79	
516	778	1533	36	4.297	2250	11.19	12.32	13.45	14.58	16.08	17.40	17.58	19.09	20.59	22.09	23.41	23.59	24.16	25.10	26.60	28.10	30.53	31.10	35.41	39.54	41.79	42.36	43.92	45.48	47.04	
516	778	1533	32	3.820	72	8.594	2.250	8.67	9.45	10.99	12.33	12.52	14.05	15.57	17.08	18.41	18.60	19.17	20.11	21.62	23.13	26.14	26.71	31.03	35.92	37.42	38.92	40.42	41.92	43.42	
507	766	1509	14	1.671	32	3.820	2.286	11.76	12.89	14.02	14.40	15.15	16.65	17.97	18.16	19.66	21.16	22.66	23.98	24.16	24.73	25.66	27.17	28.67	31.67	32.23	36.55	40.67	41.42	42.92	
507	766	1509	21	2.507	48	5.730	2.286	9.52	10.66	11.80	12.17	12.93	14.44	15.76	17.46	18.96	20.47	21.79	21.97	22.54	23.48	24.98	26.48	29.49	30.05	34.37	38.50	39.25	40.75	42.25	
503	758	1495	26	3.104	60	7.162	2.308	7.80	8.96	10.11	10.49	11.25	12.78	14.11	14.29	15.81	17.32	18.83	20.15	20.34	20.90	21.84	23.35	26.36	26.92	31.24	35.37	36.12	37.62	39.13	
501	756	1490	19	2.268	44	5.252	2.316	10.11	11.24	12.38	13.51	15.02	16.34	16.53	18.03	19.54	21.04	22.36	23.68	25.00	26.32	29.33	30.05	34.37	38.50	39.25	40.75	42.25	43.75	45.25	
497	750	1479	12	1.432	28	3.342	2.333	12.34	13.47	14.59	14.97	15.72	17.22	18.54	18.73	20.23	21.73	23.23	24.55	25.30	26.23	27.73	29.23	32.24	32.80	37.11	41.24	41.99	43.49	44.99	
497	750	1479	36	4.297	84	10.027	2.333	7.71	9.31	10.68	12.01	12.50	14.02	15.39	16.76	18.13	19.50	20.87	22.24	23.61	25.00	27.99	28.55	32.86	37.17	38.67	40.17	41.67	43.17	44.67	
493	744	1466	17	2.029	40	4.775	2.353	10.69	11.83	12.96	13.34	14.09	15.60	16.92	17.10	18.61	20.11	21.61	22.93	23.12	23.68	24.62	26.12	29.13	30.63	31.19	35.50	39.63	40.38	41.88	43.38
483	729	1438	10	1.194	24	2.865	2.400	12.91	14.04	15.16	16.29	17.79	19.11	19.29	20.80	22.30	23.80	25.11	25.30	25.86	26.80	28.30	29.80	32.80	33.37	37.68	41.80	42.55	44.05	45.55	
483	729	1438	20	2.387	48	5.730	2.400	9.60	10.74	11.88	13.02	14.53	15.85	16.04	17.55	19.05	20.56	21.88	22.06	22.62	23.57	25.07	26.57	29.57	30.14	34.46	38.59	39.34	40.84	42.34	
483	729	1438	30	3.581	72	8.594	2.400	8.83	9.61	11.15	12.50	12.69	14.22	15.74	17.26	18.58	18.77	19.34	20.28	21.79	23.30	26.32	26.89	31.21	35.35	36.10	37.60	39.10	40.60	42.10	
483	729	1438	40	4.775	96	11.459	2.400	12.84	13.60	15.11	16.43	8.93	9.13	10.72	12.23	13.84	15.20	15.39	15.96	16.92	18.45	19.97	23.01	23.58	27.92	32.08	33.43	34.93	36.43	37.93	
475	716	1412	18	2.149	44	5.252	2.444	14.77	15.53	17.03	18.35	18.53	19.29	20.79	22.29	23.54	24.54	25.10	25.66	26.60	28.10	31.10	31.67	35.98	40.11	40.86	42.36	43.86	45.36	46.86	
464	700	1380	12	1.432	30	3.581	2.500	12.14	13.27	14.40	15.72	16.04	17.55	18.83	20.03	21.54	23.04	24.35	24.54	25.10	26.04	27.54	30.54	31.10	35.41	39.54	41.79	43.29	44.79	46.29	
464	700	1380	16	1.910	40	4.775	2.500	10.78	11.91	13.05	13.42	14.18	15.68	17.00	17.19	18.69	20.20	21.70	23.02	23.21	23.77	24.71	26.21	29.21	30.72	35.03	39.16	40.91	42.66	44.41	
464	700	1380	24	2.865	60	7.162	2.500	7.96	9.12	10.27	11.59	11.78	13.29	14.41	15.91	17.41	18.91	20.41	21.91	23.41	24.91	26.41	29.41	30.91	35.22	39.35	41.10	42.85	44.60	46.35	
459	693	1366	19	2.268	48	5.730	2.526	9.69	10.83	11.97	13.29	13.48	15.00	16.13	17.63	19.14	20.65	21.77	22.15	22.72	23.66	25.16	26.66	29.67	30.23	34.55	38.68	39.43	40.93	42.43	
451	681	1342	14	1.671	36	4.297	2.571	11.36	12.49	13.62	14.94	15.13	16.65	17.78	19.27	20.77	22.27	23.59	23.78	24.34	25.28	26.78	29.79	30.35	34.66	38.79	40.54	42.29	44.04	45.79	
451	681	1342	28	3.342	72	8.594	2.571	6.18	7.40	8.60	9.92	10.11	11.63	12.76	14.26	15.76	17.26	18.76	19.26	20.76	21.76	23.26	24.26	28.57	32.70	34.45	36.20	37.95	39.70	41.45	
448	676	1333	17	2.029	44	5.252	2.588	10.28	11.42	12.55	13.87	14.06	15.58	16.70	18.20	19.70	21.20	22.54	22.72	23.29	24.23	25.73	28.73	29.29	33.60	37.73	39.48	41.23	42.98	44.73	
446	673	1327	10	1.194	26	3.104	2.600	15.34	16.10	17.60	18.92	19.10	20.60	22.10	23.61	24.92	25.11	25.67	26.61	28.11	29.61	32.61	33.17	37.48	41.61	43.36	45.11	46.86	48.61	50.36	
442	667	1314	32	3.820	84	10.027	2.625	7.19	8.02	9.62	11.00	11.19	12.74	14.29	15.82	17.16	17.35	17.92	18.87	20.39	21.90	24.91	25.47	29.78	33.91	35.66	37.41	39.16	40.91	42.66	
435	656	1294	12	1.432	32	3.820	2.667	11.94	13.07	14.20	15.52	16.84	18.16	19.48	20.80	22.12	23.44	24.76	25.08	25.40	26.72	29.73	30.29	34.60	38.73	40.48	42.23	43.98	45.73	47.48	
435	656	1294	18	2.149	48	5.730	2.667	9.77	10.91	12.05	13.37	13.56	15.08	16.21	17.72	19.23	20.73	22.05	22.24	22.81	23.74	25.25	28.25	28.81	33.12	37.25	38.96	40.71	42.46	44.21	
435	656	1294	36	4.297	96	11.459	2.667	12.43	13.19	14.70	16.02	16.21	17.72	19.23	20.73	22.05	22.24	22.81	23.74	25.25	28.25	28.81	33.12	37.25	38.96	40.71	42.46	44.21	45.96	47.71	
425	642	1265	22	2.626	60	7.162	2.727	8.12	9.28	10.44	10.82	11.59	13.12	14.45	14.64	16.15	17.67	19.18	20.50	20.69	21.26	22.20	23.70	25.20	28.21	32.34	34.09	35.84	37.59	39.34	
425	642	1265	44	5.252	120	14.324	2.727	13.02	13.77	15.28	16.61	16.79	18.30	19.80	21.30	22.80	24.30	25.80	26.30	27.80	29.30	32.31	32.87	37.18	41.31	43.06	44.81	46.56	48.31	50.06	
422	636	1255	16	1.910	44	5.252	2.750	13.02	13.77	15.28	16.61	16.79	18.30	19.80	21.30	22.80	24.30	25.80	26.30	27.80	29.30	32.31	32.87	37.18	41.31	43.06	44.81	46.56	48.31	50.06	
419	632	1246	26	3.104	72	8.594	2.769	9.15	9.93	11.48	12.83	13.02	14.55	16.08	17.60	18.93	19.11	19.69	20.63	22.14	23.65	26.67	27.24	31.57	35.71	37.46	39.21	40.96	42.71	44.46	
414	625	1232	10	1.194	28	3.342	2.800	15.15	15.90	17.40	18.72	18.91	20.41	21.91	23.41	24.73	24.91	25.48	26.42	27.92	29.42	32.42	32.98	37.30	41.42	43.17	44.92	46.67	48.42	50.17	
414	625	1232	20	2.387	60	7.162	3.000	10.99	11.76	13.29	14.62	14.81	16.33	17.84	19.35	20.68	20.86	21.43	22.37	23.88	25.39	28.40	28.97	33.29	37.42	39.17	40.92	42.67	44.42	46.17	
387	583	1150	16	1.910	48	5.730	3.000	9.94	11.08	12.22																					

L, 0.375" Pitch Belts

Drive Selection Table

Drivell Speed			Sprocket Combinations				Center Distance, Inches																											
For motor speed of			Driver		Driven																													
1160 RPM	1750 RPM	3450 RPM	No. of Grooves	Pitch Diam. Inches	No. of Grooves	Pitch Diam. Inches	Speed Ratio	124L P.L. 12.38	135L P.L. 13.50	150L P.L. 15.00	154L P.L. 15.38	158L P.L. 15.75	165L P.L. 16.50	173L P.L. 17.25	176L P.L. 17.63	188L P.L. 18.75	195L P.L. 19.50	199L P.L. 19.88	203L P.L. 20.25	210L P.L. 21.00	218L P.L. 21.75	225L P.L. 22.50	240L P.L. 24.00	248L P.L. 24.75	255L P.L. 25.50	263L P.L. 26.25	270L P.L. 27.00	285L P.L. 28.50	300L P.L. 30.00	315L P.L. 31.50				
331	500	986	24	2.865	84	10.027	3.500																											
329	496	978	17	2.029	60	7.162	3.529																											
322	486	958	20	2.387	72	8.594	3.600																											
316	477	941	12	1.432	44	5.252	3.667																											
314	474	934	26	3.104	96	11.459	3.692																											
309	467	920	16	1.910	60	7.162	3.750																											
309	467	920	32	3.820	120	14.324	3.750																											
306	462	911	19	2.268	72	8.594	3.789																											
304	458	904	22	2.626	84	10.027	3.818																											
290	438	863	10	1.194	40	4.775	4.000																											
290	438	863	12	1.432	48	5.730	4.000																											
290	438	863	18	2.149	72	8.594	4.000																											
290	438	863	21	2.507	84	10.027	4.000																											
290	438	863	24	2.865	96	11.459	4.000																											
290	438	863	30	3.581	120	14.324	4.000																											
276	417	821	20	2.387	84	10.027	4.200																											
274	413	815	17	2.029	72	8.594	4.235																											
271	408	805	14	1.671	60	7.162	4.286																											
271	408	805	28	3.342	120	14.324	4.286																											
266	401	791	22	2.626	96	11.459	4.364																											
264	398	784	10	1.194	44	5.252	4.400																											
262	396	780	19	2.268	84	10.027	4.421																											
258	389	767	16	1.910	72	8.594	4.500																											
254	383	755	21	2.507	96	11.459	4.571																											
251	379	748	26	3.104	120	14.324	4.615																											
249	375	739	18	2.149	84	10.027	4.667																											
242	365	719	10	1.194	48	5.730	4.800																											
242	365	719	20	2.387	96	11.459	4.800																											
235	354	698	17	2.029	84	10.027	4.941																											
232	350	690	12	1.432	60	7.162	5.000																											
232	350	690	24	2.865	120	14.324	5.000																											
230	346	683	19	2.268	96	11.459	5.053																											
226	340	671	14	1.671	72	8.594	5.143																											
221	333	657	16	1.910	84	10.027	5.250																											
218	328	647	18	2.149	96	11.459	5.333																											
213	321	632	22	2.626	120	14.324	5.455																											
205	310	611	17	2.029	96	11.459	5.647																											
203	306	604	21	2.507	120	14.324	5.714																											
193	292	575	10	1.194	60	7.162	6.000																											
193	292	575	12	1.432	72	8.594	6.000																											
193	292	575	14	1.671	84	10.027	6.000																											
193	292	575	16	1.910	96	11.459	6.000																											
193	292	575	20	2.387	120	14.324	6.000																											
184	277	546	19	2.268	120	14.324	6.316																											
174	262	517	18	2.149	120	14.324	6.667																											
169	255	503	14	1.671	96	11.459	6.857																											
166	250	493	12	1.432	84	10.027	7.000																											
164	248	489	17	2.029	120	14.324	7.059																											
161	243	479	10	1.194	72	8.594	7.200																											
155	233	460	16	1.910	120	14.324	7.500																											
145	219	431	12	1.432	96	11.459	8.000																											
138	208	411	10	1.194	84	10.027	8.400																											
135	204	403	14	1.671	120	14.324	8.571																											
121	182	359	10	1.194	96	11.459	9.600																											
116	175	345	12	1.432	120	14.324	10.000																											
97	146	288	10	1.194	120	14.324	12.000																											

Teeth in Mesh Factor:

1.0

0.8

0.6

0.4

0.2



Drive Selection Table

L, 0.375" Pitch Belts

Drivell Speed		Sprocket Combinations			Center Distance, Inches															
For motor speed of		No. of Grooves	Pitch		No. of Grooves	Pitch	Diam.	No. of Grooves	Pitch	Diam.	No. of Grooves	Pitch	Diam.	No. of Grooves	Pitch	Diam.	No. of Grooves	Pitch	Diam.	No. of Grooves
1160 RPM	1750 RPM	3450 RPM																		
331	500	986	24	2.865	84	10.027	7.36	7.79	8.62	14.94	13.39	11.83	13.39	14.94	16.48	18.02	18.59	19.55	21.07	22.59
329	496	978	17	2.029	60	7.162	3.529	3.529	3.529	11.24	12.01	13.54	14.87	15.06	16.58	17.94	18.59	19.55	21.07	22.59
322	486	958	20	1.194	36	4.297	3.600	3.600	3.600	11.71	12.84	13.98	14.35	15.11	16.61	17.94	18.59	19.55	21.07	22.59
322	486	958	20	2.387	72	8.594	3.600	3.600	3.600	11.71	12.84	13.98	14.35	15.11	16.61	17.94	18.59	19.55	21.07	22.59
316	477	941	12	1.432	44	5.252	3.667	3.667	3.667	10.70	11.85	12.98	13.36	14.12	15.63	16.96	17.74	18.65	19.62	20.69
314	474	934	26	3.104	96	11.459	3.692	3.692	3.692	10.70	11.85	12.98	13.36	14.12	15.63	16.96	17.74	18.65	19.62	20.69
309	467	920	16	1.910	60	7.162	3.750	3.750	3.750	8.60	9.77	10.93	11.32	12.09	13.62	14.96	15.15	16.67	17.94	18.59
309	467	920	32	3.820	120	14.324	3.750	3.750	3.750	8.60	9.77	10.93	11.32	12.09	13.62	14.96	15.15	16.67	17.94	18.59
306	462	911	19	2.268	72	8.594	3.789	3.789	3.789	6.85	8.09	9.30	9.70	10.49	12.05	13.41	13.60	15.14	16.67	17.94
304	458	904	22	2.626	84	10.027	3.818	3.818	3.818	6.85	8.09	9.30	9.70	10.49	12.05	13.41	13.60	15.14	16.67	17.94
290	438	863	10	1.194	40	4.775	4.000	4.000	4.000	11.29	12.43	13.57	13.95	14.70	16.21	17.54	17.72	19.23	20.73	22.24
290	438	863	12	1.432	48	5.730	4.000	4.000	4.000	10.27	11.42	12.57	12.95	13.71	15.22	16.55	16.74	18.25	19.76	21.27
290	438	863	18	2.149	72	8.594	4.000	4.000	4.000	6.92	8.17	9.38	9.78	10.57	12.13	13.49	13.68	15.22	16.75	18.28
290	438	863	21	2.507	84	10.027	4.000	4.000	4.000	6.92	8.17	9.38	9.78	10.57	12.13	13.49	13.68	15.22	16.75	18.28
290	438	863	24	2.865	96	11.459	4.000	4.000	4.000	6.92	8.17	9.38	9.78	10.57	12.13	13.49	13.68	15.22	16.75	18.28
290	438	863	30	3.581	120	14.324	4.000	4.000	4.000	6.92	8.17	9.38	9.78	10.57	12.13	13.49	13.68	15.22	16.75	18.28
276	417	821	20	2.387	84	10.027	4.200	4.200	4.200	7.65	8.08	8.92	9.30	10.09	11.65	13.01	13.20	14.71	16.21	17.72
274	413	815	17	2.029	72	8.594	4.235	4.235	4.235	7.00	8.24	9.46	9.85	10.65	12.21	13.57	13.76	15.30	16.84	18.36
271	408	805	14	1.671	60	7.162	4.286	4.286	4.286	7.00	8.24	9.46	9.85	10.65	12.21	13.57	13.76	15.30	16.84	18.36
271	408	805	28	3.342	120	14.324	4.286	4.286	4.286	7.00	8.24	9.46	9.85	10.65	12.21	13.57	13.76	15.30	16.84	18.36
266	401	791	22	2.626	96	11.459	4.364	4.364	4.364	10.87	12.02	13.16	13.53	14.29	15.81	17.13	17.32	18.83	20.34	21.85
264	398	784	10	1.194	44	5.252	4.400	4.400	4.400	10.87	12.02	13.16	13.53	14.29	15.81	17.13	17.32	18.83	20.34	21.85
262	396	780	19	2.268	84	10.027	4.421	4.421	4.421	7.07	8.32	9.46	9.85	10.65	12.21	13.57	13.76	15.30	16.84	18.36
258	389	767	16	1.910	72	8.594	4.500	4.500	4.500	7.07	8.32	9.46	9.85	10.65	12.21	13.57	13.76	15.30	16.84	18.36
254	383	755	21	2.507	96	11.459	4.571	4.571	4.571	10.44	11.59	12.73	13.12	13.88	15.39	16.72	16.91	18.42	19.93	21.44
251	379	748	26	3.104	120	14.324	4.615	4.615	4.615	10.44	11.59	12.73	13.12	13.88	15.39	16.72	16.91	18.42	19.93	21.44
249	375	739	18	2.149	84	10.027	4.667	4.667	4.667	6.44	7.79	8.92	9.30	10.09	11.65	13.01	13.20	14.71	16.21	17.72
242	365	719	10	1.194	48	5.730	4.800	4.800	4.800	6.44	7.79	8.92	9.30	10.09	11.65	13.01	13.20	14.71	16.21	17.72
242	365	719	20	2.387	96	11.459	4.800	4.800	4.800	6.44	7.79	8.92	9.30	10.09	11.65	13.01	13.20	14.71	16.21	17.72
235	354	698	17	2.029	84	10.027	4.941	4.941	4.941	6.51	7.86	8.99	9.38	10.17	11.73	13.09	13.28	14.79	16.29	17.80
232	350	690	12	1.432	60	7.162	5.000	5.000	5.000	6.51	7.86	8.99	9.38	10.17	11.73	13.09	13.28	14.79	16.29	17.80
232	350	690	24	2.865	120	14.324	5.000	5.000	5.000	6.51	7.86	8.99	9.38	10.17	11.73	13.09	13.28	14.79	16.29	17.80
230	346	683	19	2.268	96	11.459	5.053	5.053	5.053	6.51	7.86	8.99	9.38	10.17	11.73	13.09	13.28	14.79	16.29	17.80
226	340	671	14	1.671	72	8.594	5.143	5.143	5.143	7.22	8.47	9.69	10.09	10.88	12.45	13.82	14.01	15.55	17.09	18.62
221	333	657	16	1.910	84	10.027	5.250	5.250	5.250	7.22	8.47	9.69	10.09	10.88	12.45	13.82	14.01	15.55	17.09	18.62
218	328	647	18	2.149	96	11.459	5.333	5.333	5.333	6.58	7.83	8.96	9.35	10.14	11.70	13.06	13.25	14.76	16.26	17.77
213	321	632	22	2.626	120	14.324	5.455	5.455	5.455	6.58	7.83	8.96	9.35	10.14	11.70	13.06	13.25	14.76	16.26	17.77
205	310	611	17	2.029	96	11.459	5.647	5.647	5.647	6.58	7.83	8.96	9.35	10.14	11.70	13.06	13.25	14.76	16.26	17.77
203	306	604	21	2.507	120	14.324	5.714	5.714	5.714	6.58	7.83	8.96	9.35	10.14	11.70	13.06	13.25	14.76	16.26	17.77
193	292	575	10	1.194	60	7.162	6.000	6.000	6.000	9.07	10.25	11.42	11.81	12.58	14.12	15.46	15.65	17.18	18.70	20.22
193	292	575	12	1.432	72	8.594	6.000	6.000	6.000	9.07	10.25	11.42	11.81	12.58	14.12	15.46	15.65	17.18	18.70	20.22
193	292	575	14	1.671	84	10.027	6.000	6.000	6.000	9.07	10.25	11.42	11.81	12.58	14.12	15.46	15.65	17.18	18.70	20.22
193	292	575	16	1.910	96	11.459	6.000	6.000	6.000	9.07	10.25	11.42	11.81	12.58	14.12	15.46	15.65	17.18	18.70	20.22
193	292	575	20	2.387	120	14.324	6.000	6.000	6.000	9.07	10.25	11.42	11.81	12.58	14.12	15.46	15.65	17.18	18.70	20.22
184	277	546	19	2.268	120	14.324	6.316	6.316	6.316	6.58	7.83	8.96	9.35	10.14	11.70	13.06	13.25	14.76	16.26	17.77
174	262	517	18	2.149	120	14.324	6.667	6.667	6.667	6.58	7.83	8.96	9.35	10.14	11.70	13.06	13.25	14.76	16.26	17.77
169	255	503	14	1.671	96	11.459	6.857	6.857	6.857	6.58	7.83	8.96	9.35	10.14	11.70	13.06	13.25	14.76	16.26	17.77
166	250	493	12	1.432	84	10.027	7.000	7.000	7.000	6.58	7.83	8.96	9.35	10.14	11.70	13.06	13.25	14.76	16.26	17.77
164	248	489	17	2.029	120	14.324	7.059	7.059	7.059	6.58	7.83	8.96	9.35	10.14	11.70	13.06	13.25	14.76	16.26	17.77
161	243	479	10	1.194	72	8.594	7.200	7.200	7.200	6.58	7.83	8.96	9.35	10.14	11.70	13.06	13.25	14.76	16.26	17.77
155	233	460	16	1.910	120	14.324	7.500	7.500	7.500	6.58	7.83	8.96	9.35	10.14	11.70	13.06	13.25	14.76	16.26	17.77
145	219	431	12	1.432	96	11.459	8.000	8.000	8.000	6.58	7.83	8.96	9.35	10.14	11.70	13.06	13.25	14.76	16.26	17.77
138	208	411	10	1.194	84	10.027	8.400	8.400	8.400	6.58	7.83	8.96	9.35	10.14	11.70	13.06	13.25	14.76	16.26	17.77
135	204	403	14	1.671	120	14.324	8.571	8.571	8.571	6.58	7.83	8.96	9.35	10.14	11.70	13.06	13.25	14.76	16.26	17.77
121	182	359	10	1.194	96	11.459	9.600	9.600	9.600	6.58	7.83	8.96	9.35	10.14	11.70	13.06	13.25	14.76	16.26	17.77
116	175	345	12	1.432	120	14.324	10.000	10.000	10.000	6.58	7.83	8.96	9.35	10.14	11.70	13.06	13.25	14.76	16.26	17.77
97	146	288	10	1.194	120	14.324	12.000	12.000	12.000	6.58	7.83	8.96	9.35	10.14	11.70	13.06	13.25	14.76	16.26	17.77

Drive/Speed			Sprocket Combinations				Center Distance, Inches																											
For motor speed of			Driver		Driven																													
1160 RPM	1750 RPM	3450 RPM	No. of Grooves	Pitch Diam. Inches	No. of Grooves	Pitch Diam. Inches	Speed Ratio	21.00	22.00	22.50	23.00	24.00	27.00	30.00	31.00	32.00	33.00	34.00	35.00	36.00	37.00	39.00	40.00	41.00	41.50	42.00	44.00	45.00	45.50	46.50				
1160	1750	3450	14	2.228	14	2.228	1.000	7.00	7.50	7.75	8.00	8.50	10.00	11.50	12.00	12.25	12.50	13.00	13.50	14.00	14.50	15.00	16.00	16.50	17.00	17.25	17.50	18.75	19.00	19.25	19.75			
1160	1750	3450	16	2.546	16	2.546	1.000	6.50	7.00	7.25	7.50	8.00	9.50	11.00	11.75	12.00	12.50	13.00	13.50	14.00	14.50	15.50	16.00	16.50	17.00	17.25	17.50	18.75	18.50	18.75	19.25			
1160	1750	3450	18	2.865	18	2.865	1.000	6.00	6.50	6.75	7.00	7.50	9.00	10.50	11.25	11.50	12.00	12.50	13.00	13.50	14.00	15.00	15.50	16.00	16.25	16.50	17.75	17.50	18.00	18.25	18.75			
1160	1750	3450	19	3.024	19	3.024	1.000	5.75	6.25	6.50	6.75	7.25	8.75	10.25	11.00	11.25	11.75	12.25	12.50	13.00	13.50	14.75	15.25	15.75	16.00	16.25	17.50	17.25	17.75	18.00	18.50			
1160	1750	3450	20	3.183	20	3.183	1.000	5.50	6.00	6.25	6.50	7.00	8.50	10.00	10.75	11.00	11.50	12.00	12.50	13.00	14.50	15.00	15.50	16.00	16.25	17.25	17.00	17.50	17.75	18.25	18.75			
1160	1750	3450	21	3.342	21	3.342	1.000	5.25	5.75	6.00	6.25	6.75	8.25	9.75	10.50	10.75	11.25	11.75	12.25	12.50	13.00	14.25	14.75	15.00	15.25	16.25	16.00	16.50	16.75	17.25	17.75			
1160	1750	3450	22	3.501	22	3.501	1.000	5.00	5.50	5.75	6.00	6.50	8.00	9.50	10.25	10.50	11.00	11.50	12.00	12.50	13.50	14.00	14.50	15.00	15.25	16.25	16.00	16.50	16.75	17.25	17.75			
1160	1750	3450	24	3.820	24	3.820	1.000	4.50	5.00	5.25	5.50	6.00	7.50	9.00	9.75	10.00	10.50	11.00	11.50	12.00	13.00	13.50	14.00	14.50	15.00	15.25	16.25	16.00	16.50	17.00	17.25			
1160	1750	3450	26	4.138	26	4.138	1.000	4.00	4.50	4.75	5.00	5.50	7.00	8.50	9.25	9.50	10.00	10.50	11.00	11.50	12.50	13.00	13.50	14.00	14.50	15.00	15.25	16.25	16.00	16.50	17.00			
1160	1750	3450	28	4.456	28	4.456	1.000	3.50	4.00	4.25	4.50	5.00	6.50	8.00	8.75	9.00	9.50	10.00	10.50	11.00	12.00	12.50	13.00	13.50	14.00	14.25	15.25	15.00	15.50	16.00	16.25			
1160	1750	3450	30	4.775	30	4.775	1.000	3.00	3.50	3.75	4.00	4.50	6.00	7.50	8.25	8.50	9.00	9.50	10.00	10.50	11.50	12.00	12.50	13.00	13.25	14.25	14.00	14.50	15.00	15.25	15.75			
1160	1750	3450	32	5.093	32	5.093	1.000	2.50	3.00	3.25	3.50	4.00	5.50	7.00	7.75	8.00	8.50	9.00	9.50	10.00	11.00	11.50	12.00	12.50	12.75	13.75	13.50	14.00	14.25	14.75	15.25			
1160	1750	3450	36	5.730	36	5.730	1.000	2.00	2.50	2.75	3.00	3.50	5.00	6.50	7.25	7.50	8.00	8.50	9.00	9.50	10.50	11.00	11.50	12.00	12.25	13.25	13.00	13.50	13.75	14.25	14.75			
1160	1750	3450	44	7.003	44	7.003	1.000	1.50	2.00	2.25	2.50	3.00	4.50	6.00	6.75	7.00	7.50	8.00	8.50	9.00	10.00	10.50	11.00	11.50	12.00	12.25	13.25	13.00	13.50	13.75	14.25			
1160	1750	3450	48	7.639	48	7.639	1.000	1.00	1.50	1.75	2.00	2.50	4.00	5.50	6.25	6.50	7.00	7.50	8.00	8.50	9.50	10.00	10.50	11.00	11.25	12.25	12.00	12.50	12.75	13.25	13.75			
1107	1670	3292	21	3.342	22	3.501	1.048	5.12	5.62	5.87	6.13	6.63	8.13	9.63	10.13	10.38	10.63	11.13	11.63	12.13	12.63	13.13	14.13	14.63	15.38	15.63	16.88	17.13	17.38	17.88	18.38			
1105	1667	3286	20	3.183	21	3.342	1.050	5.37	5.87	6.12	6.37	6.87	8.37	9.87	10.37	10.62	10.87	11.37	11.88	12.38	12.88	13.38	14.38	14.88	15.38	15.63	16.88	17.13	17.38	17.88	18.38			
1102	1662	3276	19	3.024	20	3.183	1.053	5.62	6.12	6.37	6.62	7.12	8.62	10.12	10.62	10.87	11.12	11.62	12.12	12.62	13.12	13.62	14.62	15.12	15.62	15.87	16.12	17.37	17.62	17.87	18.37			
1098	1657	3267	18	2.865	19	3.024	1.056	5.87	6.37	6.62	6.87	7.37	8.87	10.37	10.87	11.12	11.37	11.87	12.37	12.87	13.37	13.87	14.87	15.37	15.87	16.12	17.37	17.62	17.87	18.12	18.62			
1087	1640	3233	30	4.775	32	5.093	1.067						5.75	7.25	7.75	8.00	8.25	8.75	9.25	9.75	10.25	10.75	11.25	11.75	12.25	12.75	13.00	13.25	13.50	14.00	14.50			
1083	1634	3221	28	4.456	30	4.775	1.071						6.25	7.75	8.25	8.50	8.75	9.25	9.75	10.25	10.75	11.25	11.75	12.25	12.75	13.00	13.25	13.50	14.00	14.50	15.00			
1077	1625	3203	26	4.138	28	4.456	1.077						6.75	8.25	8.75	9.00	9.25	9.75	10.25	10.75	11.25	11.75	12.25	12.75	13.00	13.25	13.50	14.00	14.50	15.00	15.50			
1071	1616	3186	24	3.820	26	4.138	1.083						7.25	8.75	9.25	9.50	9.75	10.25	10.75	11.25	11.75	12.25	12.75	13.00	13.25	13.50	14.00	14.50	15.00	15.50	16.00			
1063	1604	3162	22	3.501	24	3.820	1.091	4.75	5.25	5.50	5.75	6.25	7.75	9.25	9.75	10.00	10.25	10.75	11.25	11.75	12.25	12.75	13.00	13.25	13.50	14.00	14.25	14.50	15.00	15.50	16.00			
1063	1604	3162	44	7.003	48	7.639	1.091	5.25	5.75	6.00	6.25	6.75	8.25	9.75	10.25	10.50	10.75	11.25	11.75	12.25	12.75	13.00	13.25	13.50	14.00	14.25	14.50	15.00	15.50	16.00	16.50			
1055	1591	3136	40	6.366	44	7.003	1.100	5.50	6.00	6.25	6.50	7.00	8.50	10.00	10.50	10.75	11.25	11.75	12.25	12.75	13.00	13.25	13.50	14.00	14.25	14.50	15.00	15.50	16.00	16.50	17.00			
1055	1591	3136	40	6.366	44	7.003	1.100	5.50	6.00	6.25	6.50	7.00	8.50	10.00	10.50	10.75	11.25	11.75	12.25	12.75	13.00	13.25	13.50	14.00	14.25	14.50	15.00	15.50	16.00	16.50	17.00			
1050	1584	3122	21	3.342	21	3.342	1.105	5.50	6.00	6.25	6.50	7.00	8.50	10.00	10.50	10.75	11.25	11.75	12.25	12.75	13.00	13.25	13.50	14.00	14.25	14.50	15.00	15.50	16.00	16.50	17.00			
1044	1575	3105	36	5.730	40	6.366	1.111	5.75	6.25	6.50	6.75	7.25	8.75	10.25	10.75	11.00	11.25	11.75	12.25	12.75	13.00	13.25	13.50	14.00	14.25	14.50	15.00	15.50	16.00	16.50	17.00			
1031	1556	3067	32	5.093	36	5.093	1.125	6.25	6.75	7.00	7.25	7.75	9.25	10.75	11.25	11.50	11.75	12.25	12.75	13.00	13.25	13.50	14.00	14.25	14.50	15.00	15.25	15.75	16.00	16.25	16.75			
1031	1556	3067	36	5.730	36	5.730	1.125	6.75	7.25	7.50	7.75	8.25	9.75	11.25	11.75	12.00	12.25	12.75	13.00	13.25	13.50	14.00	14.25	14.50	15.00	15.25	15.75	16.00	16.25	16.75	17.25			
1015	1531	3018	14	2.228	16	2.546	1.143	6.75	7.25	7.50	7.75	8.25	9.75	11.25	11.75	12.00	12.25	12.75	13.00	13.25	13.50	14.00	14.25	14.50	15.00	15.25	15.75	16.00	16.25	16.75	17.25			
1015	1531	3018	21	3.342	24	3.820	1.143	4.87	5.37	5.62	5.87	6.37	7.87	9.37	9.87	10.12	10.37	10.62	10.87															

Drive Selection Table

H, 0.500" Pitch Belts

Driven Speed				Sprocket Combinations				Center Distance, Inches																											
For motor speed of				Driver	Pitch Diam. Inches	No. of Grooves	No. of Grooves	Pitch Diam. Inches	Speed Ratio	480T 96 Teeth	498T 98 Teeth	510T 99 Teeth	525T 102 Teeth	540T 105 Teeth	555T 108 Teeth	560T 111 Teeth	570T 112 Teeth	570T 114 Teeth	585T 117 Teeth	600T 120 Teeth	605T 121 Teeth	630T 126 Teeth	645T 129 Teeth	655T 131 Teeth	660T 132 Teeth	670T 134 Teeth	700T 140 Teeth	730T 147 Teeth	750T 150 Teeth	775T 155 Teeth	780T 156 Teeth	800T 160 Teeth	810T 162 Teeth		
1160 RPM	1750 RPM	3450 RPM																																	
1160	1750	3450	14	2.228	1.000	20.50	21.00	21.25	22.00	22.75	23.50	24.25	24.50	25.00	25.00	25.00	25.75	26.50	26.75	27.50	28.25	28.75	29.25	29.50	30.00	31.50	33.00	34.00	35.25	36.50	37.00	81.00			
1160	1750	3450	16	2.546	1.000	20.50	20.50	20.75	21.50	22.25	23.00	23.75	24.00	24.50	24.50	24.50	25.25	26.00	26.25	27.00	27.75	28.25	28.75	29.00	29.50	31.00	33.00	34.00	35.25	36.50	37.00	81.00			
1160	1750	3450	18	2.865	1.000	20.50	20.00	20.25	21.00	21.75	22.50	23.25	23.50	24.00	24.00	24.00	24.75	25.50	25.75	26.50	27.25	27.75	28.00	28.50	29.00	30.50	33.00	34.00	35.25	36.50	37.00	81.00			
1160	1750	3450	20	3.183	1.000	19.25	19.75	20.00	20.75	21.50	22.25	23.00	23.25	23.75	23.75	23.75	24.25	25.00	25.25	26.00	26.75	27.25	27.50	28.00	28.50	30.00	31.50	33.00	34.00	35.25	36.50	37.00	81.00		
1160	1750	3450	21	3.342	1.000	18.75	19.25	19.50	20.25	21.00	21.75	22.50	22.75	23.25	23.25	23.25	24.00	24.75	25.00	25.75	26.25	26.75	27.00	27.50	28.00	29.50	31.00	33.00	34.00	35.25	36.50	37.00	81.00		
1160	1750	3450	22	3.501	1.000	18.50	19.00	19.25	20.00	20.75	21.50	22.25	22.50	23.00	23.00	23.00	23.75	24.50	24.75	25.50	26.25	26.75	27.00	27.50	28.00	29.50	31.00	33.00	34.00	35.25	36.50	37.00	81.00		
1160	1750	3450	24	3.820	1.000	18.00	18.50	18.75	19.50	20.25	21.00	21.75	22.00	22.50	22.50	22.50	23.25	24.00	24.25	25.00	25.75	26.25	26.50	27.00	27.50	29.00	30.50	33.00	34.00	35.25	36.50	37.00	81.00		
1160	1750	3450	26	4.138	1.000	17.50	18.00	18.25	19.00	19.75	20.50	21.25	21.50	22.00	22.00	22.00	22.75	23.50	23.75	24.50	25.25	25.75	26.00	26.50	27.00	28.50	30.00	33.00	34.00	35.25	36.50	37.00	81.00		
1160	1750	3450	28	4.456	1.000	17.00	17.50	17.75	18.50	19.25	20.00	20.75	21.00	21.50	21.50	21.50	22.25	23.00	23.25	24.00	24.75	25.25	25.50	26.00	26.50	28.00	29.50	31.00	33.00	34.00	35.25	36.50	37.00	81.00	
1160	1750	3450	30	4.775	1.000	16.50	17.00	17.25	18.00	18.75	19.50	20.25	20.50	21.00	21.00	21.00	21.75	22.50	22.75	23.50	24.25	24.75	25.00	25.50	26.00	27.50	29.00	30.50	33.00	34.00	35.25	36.50	37.00	81.00	
1160	1750	3450	32	5.093	1.000	16.00	16.50	16.75	17.50	18.25	19.00	19.75	20.00	20.50	20.50	20.50	21.25	22.00	22.25	23.00	23.75	24.25	24.50	25.00	25.50	27.00	28.50	30.00	33.00	34.00	35.25	36.50	37.00	81.00	
1107	1670	3292	21	3.342	1.048	18.63	19.13	19.38	20.13	20.88	21.63	22.38	22.63	23.13	23.13	23.13	23.88	24.63	24.88	25.63	26.38	26.88	27.38	27.63	28.13	29.63	31.13	32.13	33.38	34.63	35.13	35.38	35.13		
1105	1667	3286	20	3.183	1.050	18.88	19.38	19.63	20.38	21.13	21.88	22.63	22.88	23.38	23.38	23.38	24.13	24.88	25.13	25.88	26.38	26.88	27.13	27.63	28.13	29.63	31.13	32.13	33.38	34.63	35.13	35.38	35.13		
1102	1662	3276	19	3.024	1.053	19.12	19.62	19.87	20.62	21.37	22.12	22.87	23.12	23.62	23.62	23.62	24.37	25.12	25.37	26.12	26.62	27.12	27.62	28.12	28.62	30.12	31.62	32.62	33.88	34.12	35.12	35.62	35.38		
1098	1657	3267	18	2.865	1.056	19.37	19.87	20.12	20.87	21.62	22.37	23.12	23.37	23.87	23.87	23.87	24.62	25.37	25.62	26.37	26.87	27.37	27.87	28.37	28.87	30.37	31.87	32.87	34.12	34.37	35.37	35.87	35.38		
1087	1640	3233	30	4.775	1.067	16.25	16.75	17.00	17.75	18.50	19.25	20.00	20.25	20.75	20.75	20.75	21.50	22.25	22.50	23.25	23.75	24.25	24.50	25.00	25.25	26.75	28.25	29.75	31.00	32.25	32.75	33.25	33.25	33.25	
1083	1634	3221	26	4.775	1.071	16.75	17.25	17.50	18.25	19.00	19.75	20.50	20.75	21.25	21.25	21.25	22.00	22.75	23.00	23.75	24.25	24.50	25.00	25.25	26.75	28.25	29.75	31.00	32.25	32.75	33.25	33.25	33.25		
1077	1625	3203	26	4.138	1.083	17.25	17.75	18.00	18.75	19.50	20.25	21.00	21.25	21.75	21.75	21.75	22.50	23.25	23.50	24.25	24.75	25.00	25.50	26.00	26.50	28.00	29.50	31.00	32.25	32.75	33.25	33.25	33.25		
1071	1616	3186	24	3.820	1.083	17.75	18.25	18.50	19.25	20.00	20.75	21.50	21.75	22.25	22.25	22.25	23.00	23.75	24.00	24.75	25.25	25.50	26.00	26.50	27.25	28.75	30.25	31.75	33.00	34.25	34.75	35.25	35.25		
1063	1604	3162	22	3.501	1.091	18.25	18.75	19.00	19.75	20.50	21.25	22.00	22.25	22.75	22.75	22.75	23.50	24.25	24.50	25.25	25.75	26.00	26.50	27.00	27.50	29.00	30.50	32.00	33.25	34.25	34.75	35.25	35.25		
1063	1604	3162	24	4.003	1.091	18.50	19.00	19.25	20.00	20.75	21.50	22.25	22.50	23.00	23.00	23.00	23.75	24.50	24.75	25.50	26.25	26.75	27.00	27.50	28.00	29.50	31.00	32.50	33.75	34.75	35.25	35.25	35.25		
1055	1591	3136	20	3.361	1.100	18.75	19.25	19.50	20.25	21.00	21.75	22.50	22.75	23.25	23.25	23.25	24.00	24.75	25.00	25.75	26.25	26.50	27.00	27.50	28.00	29.50	31.00	32.50	33.75	34.75	35.25	35.25	35.25		
1055	1591	3136	40	4.003	1.100	18.50	19.00	19.25	20.00	20.75	21.50	22.25	22.50	23.00	23.00	23.00	23.75	24.50	24.75	25.50	26.25	26.75	27.00	27.50	28.00	29.50	31.00	32.50	33.75	34.75	35.25	35.25	35.25		
1050	1584	3122	19	3.024	1.105	19.00	19.50	19.75	20.50	21.25	22.00	22.75	23.00	23.50	23.50	23.50	24.25	25.00	25.25	26.00	26.50	27.00	27.50	28.00	28.50	30.00	31.50	33.00	34.25	34.75	35.25	35.25	35.25		
1044	1575	3105	18	2.865	1.111	19.25	19.75	20.00	20.75	21.50	22.25	23.00	23.25	23.75	23.75	23.75	24.50	25.25	25.50	26.25	26.75	27.25	27.50	28.00	28.50	30.00	31.50	33.00	34.25	34.75	35.25	35.25	35.25		
1044	1575	3105	36	5.730	1.111	14.50	15.00	15.25	16.00	16.75	17.50	18.25	18.50	19.00	19.00	19.00	20.00	20.75	21.00	21.75	22.00	22.25	22.75	23.25	23.50	25.00	27.00	28.00	29.25	30.50	31.00	31.00	31.00	31.00	
1031	1556	3067	16	2.546	1.125	19.25	19.75	20.00	20.75	21.50	22.25	23.00	23.25	23.75	23.75	23.75	24.50	25.25	25.50	26.25	26.75	27.25	27.50	28.00	28.50	30.00	31.50	33.00	34.25	34.75	35.25	35.25	35.25		
1031	1556	3067	32	5.093	1.125	15.50	16.00	16.25	17.00	17.75	18.50	19.25	19.50	20.00	20.00	20.00	20.75	21.50	21.75	22.50	23.00	23.25	23.75	24.00	24.50	26.00	27.50	29.00	30.50	31.50	32.00	32.00	32.00	32.00	
1015	1531	3018	14	2.228	1.143	20.25	20.75	21.00	21.75	22.50	23.25	24.00	24.25	24.75	24.75	24.75	25.50	26.25	26.50	27.25	27.75	28.25	28.50	29.00	29.50	31.00	32.50	34.00	35.25	36.25	36.75	36.75	36.75		
1015	1531	3018	21	3.342	1.143	18.87	19.12	19.87	20.62	21.37	22.12	22.87	23.12	23.62	23.62	23.62	24.37	25.12	25.37	26.12	26.62	27.12	27.37	27.87	29.37	30.87	31.87	33.12	33.37	34.37	34.87	34.87	34.87		
1015	1531	3018	28	4.456	1.143	16.50	17.00	17.25	18.00	18.75	19.50	20.25	20.50	21.00	21.00	21.00	21.75	22.50	22.75	23.50	24.25	24.75	25.00	25.50	26.00	27.50	29.00	30.50	31.50	32.50	33.00	33.00	33.00		
1005	1516	2908	26	4.138	1.154	17.00	17.50	17.75	18.50	19.25	20.00	20.75	21.00	21.50	21.50	21.50	22.25	23.00	23.25	24.00	24.50	24.75	25.25	25.50	26.00	27.50	29.00	30.50	31.50	32.00	32.00	32.00	32.00		
1002	1511	2979	19	3.024	1.158	18.07	19.37	19.62	20.37	21.12	21.87	22.62	22.87	23.37	23.37	23.37	24.12	24.87	25.12	25.87	26.37	26.87	27.12	27.62	28.37	29.87	31.37	32.37	33.62	33.87	34.87	35.37	35.37		
994	1500	2956	18	2.865	1.167	19.12	19.62	19.87	20.62	21.37	22.12	22.87	23.12	23.62	23.62	23.62	24.37	25.12	25.37	26.12	26.62	27.12	27.37	27.87	29.37	30.87	31.87	33.12	33.37	34.37	34.87	35.37	35.37		
994	1500	2956	24	3.820	1.167	17.50	18.00	18.25	19.00	19.75	20.50	21.25	21.50	22.00	22.00	22.00	22.75	23.50	23.75	24.50	25.25	25.75	26.00	26.50	27.00										

Teeth in Mesh Factor:

1.0

Drive/Speed			Sprocket Combinations				Center Distance, Inches																												
For motor speed of			Driver		Driven		Pitch Diam. Inches	No. of Grooves	No. of Grooves	Speed Ratio	82.00 Teeth	84.00 Teeth	85.00 Teeth	90.00 Teeth	95.00 Teeth	96.00 Teeth	100.00 Teeth	110.00 Teeth	114.00 Teeth	118.00 Teeth	125.00 Teeth	132.50 Teeth	135.00 Teeth	136.50 Teeth	140.00 Teeth	151.00 Teeth	151.00 Teeth	155.00 Teeth	164.50 Teeth	168.00 Teeth	170.00 Teeth	209.00 Teeth	210.00 Teeth	212.00 Teeth	233.00 Teeth
1160 RPM	1750 RPM	3450 RPM	Pitch	Diam.																															
1160	1750	3450	14	2.228	14	2.228	14	2.228	14	1.000	37.50	38.00	39.00	41.50	44.00	44.50	46.50	51.50	53.50	55.50	59.00	62.25	64.00	64.75	66.50	68.50	72.00	74.00	78.75	80.50	81.50	101.00	101.50	102.50	113.00
1160	1750	3450	16	2.546	16	2.546	16	2.546	16	1.000	37.50	38.00	39.00	41.50	44.00	44.50	46.50	51.50	53.50	55.50	59.00	62.25	64.00	64.75	66.50	68.50	72.00	74.00	78.75	80.50	81.50	101.00	101.50	102.50	113.00
1160	1750	3450	18	2.865	18	2.865	18	2.865	18	1.000	36.50	37.50	38.00	40.50	43.00	43.50	45.50	50.50	52.50	54.50	58.00	61.75	63.50	65.25	67.00	70.75	73.00	75.00	77.50	79.50	80.50	100.00	100.50	101.50	112.00
1160	1750	3450	19	3.024	19	3.024	19	3.024	19	1.000	36.50	37.50	38.00	40.50	43.00	43.50	45.50	50.50	52.50	54.50	58.00	61.75	63.50	65.25	67.00	70.75	73.00	75.00	77.50	79.50	80.50	100.00	100.50	101.50	112.00
1160	1750	3450	20	3.183	20	3.183	20	3.183	20	1.000	36.00	37.00	37.50	40.00	42.50	43.00	45.00	50.00	52.00	54.00	57.50	61.25	63.25	65.00	66.75	70.50	72.50	75.00	77.25	79.00	80.00	99.50	100.00	101.00	111.50
1160	1750	3450	21	3.342	21	3.342	21	3.342	21	1.000	35.75	36.75	37.25	39.75	42.25	42.75	44.75	49.75	51.75	53.75	57.25	61.00	62.25	64.00	65.75	69.50	71.50	74.00	76.25	78.00	78.75	98.25	99.75	100.75	111.25
1160	1750	3450	22	3.501	22	3.501	22	3.501	22	1.000	35.50	36.50	37.00	39.50	42.00	42.50	44.50	49.50	51.50	53.50	57.00	60.75	62.00	63.75	65.50	69.25	71.25	73.50	75.75	78.00	78.75	98.00	99.50	100.50	111.00
1160	1750	3450	24	3.820	24	3.820	24	3.820	24	1.000	35.00	36.00	36.50	39.00	41.50	42.00	44.00	49.00	51.00	53.00	56.50	60.25	61.50	63.25	65.00	68.75	70.75	73.00	75.25	77.50	78.75	97.50	99.00	100.00	110.50
1160	1750	3450	26	4.138	26	4.138	26	4.138	26	1.000	34.50	35.50	36.00	38.50	41.00	41.50	43.50	48.50	50.50	52.50	56.00	59.75	61.00	62.75	64.50	68.25	70.25	72.50	74.75	77.00	78.75	97.00	98.50	99.50	110.00
1160	1750	3450	28	4.456	28	4.456	28	4.456	28	1.000	34.00	35.00	35.50	38.00	40.50	41.00	43.00	48.00	50.00	52.00	55.50	59.25	60.50	62.25	64.00	67.75	69.75	72.00	74.25	76.50	78.00	96.50	98.00	99.00	109.50
1160	1750	3450	30	4.775	30	4.775	30	4.775	30	1.000	33.50	34.50	35.00	37.50	40.00	40.50	42.50	47.50	49.50	51.50	55.00	58.75	60.00	61.75	63.50	67.25	69.25	71.50	73.75	76.00	77.50	96.00	97.50	98.50	109.00
1160	1750	3450	32	5.093	32	5.093	32	5.093	32	1.000	33.00	34.00	34.50	37.00	39.50	40.00	42.00	47.00	49.00	51.00	54.50	58.25	59.50	61.25	63.00	66.75	68.75	71.00	73.25	75.50	77.00	95.50	97.00	98.00	108.50
1160	1750	3450	36	5.730	36	5.730	36	5.730	36	1.000	32.00	33.00	33.50	36.00	38.50	39.00	41.00	46.00	48.00	50.00	53.50	57.25	58.50	60.25	62.00	65.75	67.75	70.00	72.25	74.50	76.00	94.50	96.00	97.00	107.50
1160	1750	3450	40	6.366	40	6.366	40	6.366	40	1.000	31.00	32.00	32.50	35.00	37.50	38.00	40.00	45.00	47.00	49.00	52.50	56.25	57.50	59.25	61.00	64.75	66.75	69.00	71.25	73.50	75.00	93.50	95.00	96.00	106.50
1160	1750	3450	44	7.003	44	7.003	44	7.003	44	1.000	30.00	31.00	31.50	34.00	36.50	37.00	39.00	44.00	46.00	48.00	51.50	55.25	56.50	58.25	60.00	63.75	65.75	68.00	70.25	72.50	74.00	92.50	94.00	95.00	105.50
1160	1750	3450	48	7.639	48	7.639	48	7.639	48	1.000	29.00	30.00	30.50	33.00	35.50	36.00	38.00	43.00	45.00	47.00	50.50	54.25	55.50	57.25	59.00	62.75	64.75	67.00	69.25	71.50	73.00	91.50	93.00	94.00	104.50
1107	1670	3292	21	3.342	22	3.501	1.048	3563	36.63	37.13	39.63	42.13	44.63	47.13	48.63	49.63	51.63	56.63	58.63	60.63	64.63	67.13	68.63	70.13	72.13	76.63	78.63	80.13	82.13	83.63	98.63	99.13	100.63	111.13	
1105	1667	3286	21	3.342	21	3.342	1.050	3588	36.88	37.38	39.88	42.38	44.88	47.38	49.88	50.88	52.88	57.88	59.88	61.88	65.88	68.38	69.88	71.38	73.38	77.88	79.88	81.38	83.38	84.88	99.88	100.38	101.88	111.38	
1102	1662	3276	19	3.024	20	3.183	1.053	3612	37.12	37.62	40.12	42.62	45.12	47.62	49.12	50.12	52.12	57.12	59.12	61.12	65.12	67.62	69.12	70.62	72.62	77.12	79.12	80.62	82.12	83.62	98.62	99.12	100.62	111.12	
1098	1657	3267	18	2.865	19	3.024	1.056	3637	37.37	37.87	40.37	42.87	45.37	47.87	49.37	50.37	52.37	57.37	59.37	61.37	65.37	67.87	69.37	70.87	72.87	77.37	79.37	80.87	82.37	83.87	98.87	99.37	100.87	111.37	
1087	1640	3233	30	4.775	32	5.093	1.067	3325	34.25	34.75	37.25	39.75	42.25	44.75	46.25	47.25	49.25	54.25	56.25	58.25	62.25	64.75	66.25	67.75	69.75	74.25	76.25	77.75	79.25	80.75	95.75	96.25	97.75	108.25	
1083	1634	3221	28	4.456	28	4.456	1.071	3375	34.75	35.25	37.75	40.25	42.75	45.25	46.75	47.75	49.75	54.75	56.75	58.75	62.75	65.25	66.75	68.25	70.25	74.75	76.75	78.25	79.75	81.25	96.25	96.75	98.25	108.75	
1077	1625	3203	26	4.138	28	4.456	1.077	3425	35.25	35.75	38.25	40.75	43.25	45.75	47.25	48.25	50.25	55.25	57.25	59.25	63.25	65.75	67.25	68.75	70.75	75.25	77.25	78.75	80.25	81.75	96.75	97.25	98.75	109.25	
1071	1616	3186	24	3.820	26	4.138	1.083	3475	35.75	36.25	38.75	41.25	43.75	46.25	47.75	48.75	50.75	55.75	57.75	59.75	63.75	66.25	67.75	69.25	71.25	75.75	77.75	79.25	80.75	82.25	97.25	97.75	99.25	109.75	
1063	1604	3162	22	3.501	24	3.820	1.091	3525	36.25	36.75	39.25	41.75	44.25	46.75	48.25	49.25	51.25	56.25	58.25	60.25	64.25	66.75	68.25	69.75	71.75	76.25	78.25	79.75	81.25	82.75	97.75	98.25	99.75	110.25	
1063	1604	3162	44	7.003	48	7.639	1.091	2950	30.50	31.00	33.50	36.00	38.50	41.00	42.50	43.50	45.50	50.50	52.50	54.50	58.50	61.00	62.50	64.00	66.00	69.75	71.75	74.00	76.25	78.50	80.00	98.50	99.00	100.50	111.00
1055	1591	3136	20	3.183	22	3.501	1.100	3575	36.75	37.25	39.75	42.25	44.75	47.25	48.75	49.75	51.75	56.75	58.75	60.75	64.75	67.25	68.75	70.25	72.25	76.25	78.25	79.75	81.25	82.75	97.75	98.25	99.75	110.25	
1055	1591	3136	40	6.366	44	7.003	1.100	3050	31.50	32.00	34.50	37.00	39.50	42.00	43.50	44.50	46.50	51.50	53.50	55.50	59.50	62.00	63.50</												

H, 0.500" Pitch Belts

Drive Selection Table

Drivell Speed			Sprocket Combinations					Center Distance, Inches																																																																																																																																																																																																																																																																																																																																																																																																																																																																																																																																																																																																																																																																																																																																																																																																																																																																																																																																																																																					
For motor speed of			Driver		Driven			Speed Ratio																																																																																																																																																																																																																																																																																																																																																																																																																																																																																																																																																																																																																																																																																																																																																																																																																																																																																																																																																																																					
1160 RPM	1750 RPM	3450 RPM	No. of Grooves	Pitch Diam. Inches	No. of Grooves	Pitch Diam. Inches	21.00		21.10	22.00	22.50	23.00	24.00	24.48	27.00	30.00	31.00	31.50	32.00	33.00	34.00	35.00	36.00	37.00	37.50	39.00	40.00	41.00	41.50	42.00	44.00	44.50	45.00	45.50	46.00	46.50	47.00	48.00	48.50	49.00	50.00	51.00	52.00	53.00	54.00	55.00	56.00	57.00	58.00	59.00	60.00	61.00	62.00	63.00	64.00	65.00	66.00	67.00	68.00	69.00	70.00	71.00	72.00	73.00	74.00	75.00	76.00	77.00	78.00	79.00	80.00	81.00	82.00	83.00	84.00	85.00	86.00	87.00	88.00	89.00	90.00	91.00	92.00	93.00	94.00	95.00	96.00	97.00	98.00	99.00	100.00																																																																																																																																																																																																																																																																																																																																																																																																																																																																																																																																																																																																																																																																																																																																																																																																																																																																																																		
883	1333	2628	16	2.546	21	3.342	1.313	5.86	6.36	6.61	6.86	7.36	7.87	8.37	8.87	9.37	9.87	10.37	10.87	11.37	11.87	12.37	12.87	13.37	13.87	14.37	14.87	15.37	15.87	16.37	16.87	17.37	17.87	18.37	18.87	19.37	19.87	20.37	20.87	21.37	21.87	22.37	22.87	23.37	23.87	24.37	24.87	25.37	25.87	26.37	26.87	27.37	27.87	28.37	28.87	29.37	29.87	30.37	30.87	31.37	31.87	32.37	32.87	33.37	33.87	34.37	34.87	35.37	35.87	36.37	36.87	37.37	37.87	38.37	38.87	39.37	39.87	40.37	40.87	41.37	41.87	42.37	42.87	43.37	43.87	44.37	44.87	45.37	45.87	46.37	46.87	47.37	47.87	48.37	48.87	49.37	49.87	50.37	50.87	51.37	51.87	52.37	52.87	53.37	53.87	54.37	54.87	55.37	55.87	56.37	56.87	57.37	57.87	58.37	58.87	59.37	59.87	60.37	60.87	61.37	61.87	62.37	62.87	63.37	63.87	64.37	64.87	65.37	65.87	66.37	66.87	67.37	67.87	68.37	68.87	69.37	69.87	70.37	70.87	71.37	71.87	72.37	72.87	73.37	73.87	74.37	74.87	75.37	75.87	76.37	76.87	77.37	77.87	78.37	78.87	79.37	79.87	80.37	80.87	81.37	81.87	82.37	82.87	83.37	83.87	84.37	84.87	85.37	85.87	86.37	86.87	87.37	87.87	88.37	88.87	89.37	89.87	90.37	90.87	91.37	91.87	92.37	92.87	93.37	93.87	94.37	94.87	95.37	95.87	96.37	96.87	97.37	97.87	98.37	98.87	99.37	99.87	100.37	100.87	101.37	101.87	102.37	102.87	103.37	103.87	104.37	104.87	105.37	105.87	106.37	106.87	107.37	107.87	108.37	108.87	109.37	109.87	110.37	110.87	111.37	111.87	112.37	112.87	113.37	113.87	114.37	114.87	115.37	115.87	116.37	116.87	117.37	117.87	118.37	118.87	119.37	119.87	120.37	120.87	121.37	121.87	122.37	122.87	123.37	123.87	124.37	124.87	125.37	125.87	126.37	126.87	127.37	127.87	128.37	128.87	129.37	129.87	130.37	130.87	131.37	131.87	132.37	132.87	133.37	133.87	134.37	134.87	135.37	135.87	136.37	136.87	137.37	137.87	138.37	138.87	139.37	139.87	140.37	140.87	141.37	141.87	142.37	142.87	143.37	143.87	144.37	144.87	145.37	145.87	146.37	146.87	147.37	147.87	148.37	148.87	149.37	149.87	150.37	150.87	151.37	151.87	152.37	152.87	153.37	153.87	154.37	154.87	155.37	155.87	156.37	156.87	157.37	157.87	158.37	158.87	159.37	159.87	160.37	160.87	161.37	161.87	162.37	162.87	163.37	163.87	164.37	164.87	165.37	165.87	166.37	166.87	167.37	167.87	168.37	168.87	169.37	169.87	170.37	170.87	171.37	171.87	172.37	172.87	173.37	173.87	174.37	174.87	175.37	175.87	176.37	176.87	177.37	177.87	178.37	178.87	179.37	179.87	180.37	180.87	181.37	181.87	182.37	182.87	183.37	183.87	184.37	184.87	185.37	185.87	186.37	186.87	187.37	187.87	188.37	188.87	189.37	189.87	190.37	190.87	191.37	191.87	192.37	192.87	193.37	193.87	194.37	194.87	195.37	195.87	196.37	196.87	197.37	197.87	198.37	198.87	199.37	199.87	200.37	200.87	201.37	201.87	202.37	202.87	203.37	203.87	204.37	204.87	205.37	205.87	206.37	206.87	207.37	207.87	208.37	208.87	209.37	209.87	210.37	210.87	211.37	211.87	212.37	212.87	213.37	213.87	214.37	214.87	215.37	215.87	216.37	216.87	217.37	217.87	218.37	218.87	219.37	219.87	220.37	220.87	221.37	221.87	222.37	222.87	223.37	223.87	224.37	224.87	225.37	225.87	226.37	226.87	227.37	227.87	228.37	228.87	229.37	229.87	230.37	230.87	231.37	231.87	232.37	232.87	233.37	233.87	234.37	234.87	235.37	235.87	236.37	236.87	237.37	237.87	238.37	238.87	239.37	239.87	240.37	240.87	241.37	241.87	242.37	242.87	243.37	243.87	244.37	244.87	245.37	245.87	246.37	246.87	247.37	247.87	248.37	248.87	249.37	249.87	250.37	250.87	251.37	251.87	252.37	252.87	253.37	253.87	254.37	254.87	255.37	255.87	256.37	256.87	257.37	257.87	258.37	258.87	259.37	259.87	260.37	260.87	261.37	261.87	262.37	262.87	263.37	263.87	264.37	264.87	265.37	265.87	266.37	266.87	267.37	267.87	268.37	268.87	269.37	269.87	270.37	270.87	271.37	271.87	272.37	272.87	273.37	273.87	274.37	274.87	275.37	275.87	276.37	276.87	277.37	277.87	278.37	278.87	279.37	279.87	280.37	280.87	281.37	281.87	282.37	282.87	283.37	283.87	284.37	284.87	285.37	285.87	286.37	286.87	287.37	287.87	288.37	288.87	289.37	289.87	290.37	290.87	291.37	291.87	292.37	292.87	293.37	293.87	294.37	294.87	295.37	295.87	296.37	296.87	297.37	297.87	298.37	298.87	299.37	299.87	300.37	300.87	301.37	301.87	302.37	302.87	303.37	303.87	304.37	304.87	305.37	305.87	306.37	306.87	307.37	307.87	308.37	308.87	309.37	309.87	310.37	310.87	311.37	311.87	312.37	312.87	313.37	313.87	314.37	314.87	315.37	315.87	316.37	316.87	317.37	317.87	318.37	318.87	319.37	319.87	320.37	320.87	321.37	321.87	322.37	322.87	323.37	323.87	324.37	324.87	325.37	325.87	326.37	326.87	327.37	327.87	328.37	328.87	329.37	329.87	330.37	330.87	331.37	331.87	332.37	332.87	333.37	333.87	334.37	334.87	335.37	335.87	336.37	336.87	337.37	337.87	338.37	338.87	339.37	339.87	340.37	340.87	341.37	341.87	342.37	342.87	343.37	343.87	344.37	344.87	345.37	345.87	346.37	346.87	347.37	347.87	348.37	348.87	349.37	349.87	350.37	350.87	351.37	351.87	352.37	352.87	353.37	353.87	354.37	354.87	355.37	355.87	356.37	356.87	357.37	357.87	358.37	358.87	359.37	359.87	360.37	360.87	361.37	361.87	362.37	362.87	363.37	363.87	364.37	364.87	365.37	365.87	366.37	366.87	367.37	367.87	368.37	368.87	369.37	369.87	370.37	370.87	371.37	371.87	372.37	372.87	373.37	373.87	374.37	374.87	375.37	375.87	376.37	376.87	377.37	377.87	378.37	378.87	379.37	379.87	380.37	380.87	381.37	381.87	382.37	382.87	383.37	383.87	384.37	384.87	385.37	385.87	386.37	386.87	387.37	387.87	388.37	388.87	389.37	389.87	390.37	390.87	391.37	391.87	392.37	392.87	393.37	393.87	394.37	394.87	395.37	395.87	396.37	396.87	397.37	397.87	398.37	398.87	399.37	399.87	400.37	400.87	401.37	401.87	402.37	402.87	403.37	403.87	404.37	404.87	405.37	405.87	406.37	406.87	407.37	407.87	408.37	408.87	409.37	409.87	410.37	410.87	411.37	411.87	412.37	412.87	413.37	413.87	414.37	414.87	415.37	415.87	416.37	416.87	417.37	417.87	418.37	418.87	419.37	419.87	420.37	420.87	421.37	421.87	422.37	422.87	423.37	423.87	424.37	424.87	425.37	425.87	426.37	426.87	427.37	427.87	428.37	428.87	429.37	429.87	430.37	430.87	431.37	431.87	432.37	432.87	433.37	433.87	434.37	434.87	435.37	435.87	436.37	436.87	437.37	437.87	438.37	438.87	439.37	439.87	440.37	440.87	441.37	441.87	442.37	442.87	443.37	443.87	444.37	444.87	445.37	445.87	446.37	446.87	447.37	447.87	448.37	448.87	449.37	449.87	450.37	450.87	451.37	451.87	452.37	452.87	453.37	453.87	454.37	454.87	455.37	455.87	456.37	456.87	457.37	457.87	458.37	458.87	459.37	459.87	460.37	460.87	461.37	461.87	462.37	462.87	463.37	463.87	464.37	464.87	465.37	465.87	466.37	466.87	467.37	467.87	468.37	468.87	469.37	469.87	470.37	470.87	471.37	471.87	472.37	472.87	473.37	473.87	474.37	474.87	475.37	475.87	476.37	476.87	477.37	477.87	478.37	478.87	479.37	479.87

Teeth in Mesh Factor:

1.0

100%

Drivell Speed			Sprocket Combinations				Center Distance, Inches																											
For motor speed of			Driver		Driven																													
1101 RPM	1750 RPM	3450 RPM	No. of Grooves	Pitch Diam. Inches	No. of Grooves	Pitch Diam. Inches	Speed Ratio	4.800 P.T. 48.00	4.908 P.T. 49.00	5.100 P.T. 49.50	5.250 P.T. 50.00	5.400 P.T. 50.50	5.550 P.T. 51.00	5.700 P.T. 51.50	5.858 P.T. 52.00	6.000 P.T. 52.50	6.150 P.T. 53.00	6.300 P.T. 53.50	6.450 P.T. 54.00	6.558 P.T. 54.50	6.600 P.T. 55.00	6.700 P.T. 55.50	7.000 P.T. 57.00	7.300 P.T. 57.50	7.500 P.T. 58.00	7.750 P.T. 58.50	7.800 P.T. 59.00	8.000 P.T. 59.50	8.100 P.T. 60.00					
883	1333	2628	16	2.546	21	3.342	1.313	19.74	19.87	20.12	20.87	21.62	22.37	23.12	23.87	24.62	25.37	25.62	26.37	27.12	27.87	28.62	29.37	30.12	30.87	31.62	32.37	33.12	33.87	34.62				
870	1313	2588	18	2.865	24	3.820	1.333	19.74	19.49	20.99	21.74	22.49	23.24	23.99	24.74	25.49	26.24	26.99	27.74	28.49	29.24	29.99	30.74	31.49	32.24	32.99	33.74	34.49	35.24	35.99				
870	1313	2588	21	3.342	28	4.456	1.333	17.87	18.62	19.37	20.12	20.87	21.62	22.37	23.12	23.87	24.62	25.37	26.12	26.87	27.62	28.37	29.12	29.87	30.62	31.37	32.12	32.87	33.62	34.37				
870	1313	2588	24	3.820	32	5.093	1.333	16.99	17.49	18.24	18.99	19.24	19.99	20.74	21.49	22.24	22.99	23.74	24.49	25.24	25.99	26.74	27.49	28.24	28.99	29.74	30.49	31.24	31.99	32.74				
870	1313	2588	30	4.775	40	6.366	1.333	15.73	16.48	17.23	17.98	18.23	18.98	19.23	19.93	20.68	21.43	22.18	22.93	23.68	24.43	25.18	25.93	26.68	27.43	28.18	28.93	29.68	30.43	31.18				
870	1313	2588	36	5.730	48	7.639	1.333	13.47	14.22	14.97	15.72	16.47	17.22	17.97	18.72	19.47	20.22	20.97	21.72	22.47	23.22	23.97	24.72	25.47	26.22	26.97	27.72	28.47	29.22	29.97				
855	1290	2542	14	2.228	19	3.024	1.357	19.37	20.62	21.37	22.12	22.87	23.62	24.37	25.12	25.87	26.62	27.37	28.12	28.87	29.62	30.37	31.12	31.87	32.62	33.37	34.12	34.87	35.62	36.37				
850	1283	2529	22	3.501	30	4.775	1.364	17.49	17.99	18.24	18.99	19.49	20.24	21.24	22.24	23.24	24.24	25.24	26.24	27.24	28.24	29.24	30.24	31.24	32.24	33.24	34.24	35.24	36.24	37.24				
850	1283	2529	44	7.003	60	9.549	1.364	10.93	11.43	11.68	12.43	13.19	13.94	14.69	15.45	16.20	16.95	17.70	18.46	19.21	19.96	20.71	21.46	22.21	22.96	23.71	24.46	25.21	25.96	26.71				
848	1279	2522	19	3.024	26	4.138	1.368	18.37	18.87	19.12	19.87	20.62	21.37	22.12	22.87	23.62	24.37	25.12	25.87	26.62	27.37	28.12	28.87	29.62	30.37	31.12	31.87	32.62	33.37	34.12				
844	1273	2509	16	2.546	22	3.501	1.375	19.24	19.74	19.99	20.74	21.49	22.24	22.99	23.74	24.49	25.24	25.99	26.74	27.49	28.24	28.99	29.74	30.49	31.24	31.99	32.74	33.49	34.24	34.99				
844	1273	2509	32	5.093	32	5.093	1.375	15.47	15.22	15.97	16.72	17.47	18.22	18.98	19.73	20.48	21.23	21.98	22.73	23.48	24.23	24.98	25.73	26.48	27.23	27.98	28.73	29.48	30.23	30.99				
838	1264	2491	26	4.138	36	5.730	1.385	16.23	16.73	16.98	17.73	18.48	19.23	19.98	20.73	21.48	22.24	22.99	23.74	24.49	25.24	25.99	26.74	27.49	28.24	28.99	29.74	30.49	31.24	31.99				
829	1250	2464	20	3.183	28	4.456	1.400	17.99	18.74	19.49	20.24	20.99	21.74	22.49	23.24	23.99	24.74	25.49	26.24	26.99	27.74	28.49	29.24	29.99	30.74	31.49	32.24	32.99	33.74	34.49				
812	1225	2414	14	2.228	20	3.183	1.429	19.74	20.49	21.24	22.00	22.75	23.50	24.25	25.00	25.75	26.00	26.75	27.50	28.25	29.00	29.75	30.50	31.25	32.00	32.75	33.50	34.25	35.00	35.75				
812	1225	2414	21	3.342	30	4.775	1.429	17.61	18.11	18.36	19.11	19.86	20.61	21.36	22.11	22.86	23.61	24.36	25.11	25.86	26.61	27.36	28.11	28.86	29.61	30.36	31.11	31.86	32.61	33.36				
812	1225	2414	28	4.456	40	6.366	1.429	15.47	15.97	16.22	16.97	17.72	18.48	19.23	19.98	20.73	21.48	22.23	22.98	23.73	24.48	25.23	25.98	26.73	27.48	28.23	28.98	29.73	30.48	31.23				
803	1212	2389	18	2.865	26	4.138	1.444	18.49	18.99	19.24	19.99	20.74	21.49	22.24	22.99	23.74	24.49	25.24	25.99	26.74	27.49	28.24	28.99	29.74	30.49	31.24	31.99	32.74	33.49	34.24				
797	1202	2359	22	3.501	32	5.093	1.455	17.73	17.98	18.73	19.48	20.23	20.99	21.74	22.49	23.24	23.99	24.74	25.49	26.24	26.99	27.74	28.49	29.24	29.99	30.74	31.49	32.24	32.99	33.74				
791	1193	2352	30	4.775	44	7.003	1.467	14.71	15.21	15.46	16.21	16.96	17.71	18.47	19.22	19.97	20.72	21.47	22.22	22.97	23.72	24.47	25.22	25.97	26.72	27.47	28.22	28.97	29.72	30.47				
787	1187	2341	19	3.024	28	4.456	1.474	18.11	18.61	18.86	19.61	20.36	21.11	21.86	22.61	23.36	24.11	24.86	25.61	26.37	27.12	27.87	28.62	29.37	30.12	30.87	31.62	32.37	33.12	33.87				
773	1167	2300	14	2.228	21	3.342	1.500	19.62	20.12	20.37	21.12	21.87	22.62	23.37	24.12	24.87	25.62	26.37	27.12	27.87	28.62	29.37	30.12	30.87	31.62	32.37	33.12	33.87	34.62	35.37				
773	1167	2300	16	2.546	24	3.820	1.500	18.99	19.49	19.74	20.49	21.24	21.99	22.74	23.49	24.24	24.99	25.74	26.49	27.24	27.99	28.74	29.49	30.24	30.99	31.74	32.49	33.24	33.99	34.74				
773	1167	2300	20	3.183	30	4.775	1.500	17.73	18.23	18.48	19.23	19.98	20.73	21.49	22.24	22.99	23.74	24.49	25.24	25.99	26.74	27.49	28.24	28.99	29.74	30.49	31.24	31.99	32.74	33.49				
773	1167	2300	24	3.820	36	5.730	1.500	16.97	17.47	17.72	18.47	19.23	19.98	20.73	21.49	22.24	22.99	23.74	24.49	25.24	25.99	26.74	27.49	28.24	28.99	29.74	30.49	31.24	31.99	32.74				
773	1167	2300	32	5.093	48	7.639	1.500	13.94	14.44	14.70	15.45	16.20	16.95	17.70	18.46	19.21	19.96	20.71	21.46	22.21	22.97	23.72	24.47	25.22	25.97	26.72	27.47	28.22	28.97	29.72				
773	1167	2300	40	6.366	60	9.549	1.500	11.39	11.89	12.15	12.90	13.66	14.41	15.17	15.92	16.67	17.43	18.18	18.93	19.69	20.44	21.19	21.94	22.69	23.44	24.19	24.94	25.69	26.44	27.19				
773	1167	2300	48	7.639	72	11.459	1.500	10.32	10.82	11.09	11.85	12.61	13.37	14.13	14.88	15.63	16.38	17.13	17.88	18.63	19.38	20.13	20.88	21.63	22.38	23.13	23.88	24.63	25.38	26.13				
761	1148	2264	21	3.342	32	5.093	1.524	17.35	17.85	18.10	18.85	19.61	20.36	21.11	21.86	22.61	23.36	24.11	24.86	25.61	26.36	27.11	27.86	28.61	29.36	30.11	30.86	31.61	32.36	33.11				
754	1138	2243	26	4.138	40	6.366	1.536	15.71	16.21	16.46	17.21	17.97	18.72	19.47	20.22	20.97	21.72	22.47	23.22	23.97	24.72	25.47	26.22	26.97	27.72	28.47	29.22	29.97	30.72	31.47				
746	1125	2217	18	2.865	28	4.456	1.538	18.23	18.73	18.98	19.73	20.48	21.24	21.99	22.74	23.49	24.24	24.99	25.74	26.49	27.24	27.99	28.74	29.49	30.24	30.99	31.74	32.49	33.24	33.99				
738	1114	2196	14	2.228	22	3.501	1.571	19.49	19.99	20.24	20.99	21.74	22.49	23.24	23.99	24.74	25.49	26.24	26.99	27.74	28.49	29.24	29.99	30.74	31.49	32.24	32.99	33.74	34.49	35.24				
738	1114	2196	28	4.456	44	7.003	1.571	14.95	15.45	15.70	16.45	17.20	17.95	18.71	19.46	20.21	20.96	21.71	22.46	23.22	23.97	24.72	25.47	26.22	26.97	27.72	28.47	29.22	29.97	30.72				
735	1108	2185	19	3.024	30	4.775	1.579	17.85	18.35	18.60	19.35	20.11	20.86	21.61	22.36	23.11	23.86	24.61	25.36	26.11	26.86	27.61	28.36	29.11	29.86	30.61	31.36	32.11	32.86	33.61				
725	1094	2156	20	3.183	32	5.093	1.600	17.47	17.97	18.23	18.98	19.73	20.48	21.23	21.98	22.73	23.48	24.23	24.98	25.73	26.48	27.23	27.98	28.73	29.48	30.23	30.98	31.73	32.48	33.23				
725	1094	2156	30	4.775	48	7.639	1.600	14.18	14.68	14.93	15.68	16.44	17.19	17.94	18.69	19.44	20.19	20.94	21.69	22.44	23.19	23.94	24.69	25.44	26.19	26.94	27.69	28.44	29.19	29.94				
714	1077	2123	16	2.546	26	4.138	1.625	18.73	19.23	19.48	20.23	20.99	21.74	22.49	23.24	23.99	24.74	25.49	26.24	26.99	27.74	28.49	29.24	29.99	30.74	31.49	32.24	32.99	33.74	34.49				
709	1070	2109	22	3.501	36	5.730	1.636	16.71	17.21	17.46	18.22	18.97	19.72	20.47	21.22	21.97	22.72	23.47	24.22	24.98	25.73	26.48	27.23	27.98	28.73	29.48	30.23	30.98	31.73	32.48				
709	1070	2109	44	7.003	72	11.459	1.636	11.94	12.44	12.69	13.44	14.19	14.94	15.69	16.44	17.19	17.94	18.69	19.44	20.19	20.94	21.69	22.44	23.19	23.94									

Teeth in Mesh Factor:

10

Drive Selection Table



Drivell Speed			Sprocket Combinations					Center Distance, Inches																											
For motor speed of			DriveR		Drivell																														
1160 RPM	1750 RPM	3450 RPM	No. of Grooves	Diam. Inches	Pitch	No. of Grooves	Diam. Inches	Pitch	Speed Ratio	210H P.L. 21.00	220H P.L. 22.00	225H P.L. 22.50	230H P.L. 23.00	240H P.L. 24.00	270H P.L. 27.00	300H P.L. 30.00	310H P.L. 31.00	315H P.L. 31.50	320H P.L. 32.00	330H P.L. 33.00	340H P.L. 34.00	350H P.L. 35.00	360H P.L. 36.00	370H P.L. 37.00	390H P.L. 39.00	400H P.L. 40.00	410H P.L. 41.00	415H P.L. 41.50	420H P.L. 42.00	445H P.L. 44.50	450H P.L. 45.00	455H P.L. 45.50	465H P.L. 46.50		
612	923	1821	19	3.024	36	5.730	1.895							4.94	6.48	8.01	8.52	8.77	9.02	9.53	10.03	10.54	11.04	11.55	12.55	13.05	13.56	13.81	14.06	15.31	15.57	15.82	16.32		
609	919	1811	21	3.342	40	6.366	1.905								5.67	7.22	7.73	7.98	8.24	8.74	9.25	9.76	10.26	10.77	11.78	12.28	12.79	13.04	13.29	14.55	15.05	15.31	15.82		
608	917	1807	44	7.003	84	13.369	1.909																												
580	875	1725	14	2.228	28	4.456	2.000																												
580	875	1725	16	2.546	32	5.093	2.000																												
580	875	1725	18	2.865	36	5.730	2.000																												
580	875	1725	20	3.183	40	6.366	2.000																												
580	875	1725	22	3.501	44	7.003	2.000																												
580	875	1725	24	3.820	48	7.639	2.000																												
580	875	1725	30	4.775	60	9.549	2.000																												
580	875	1725	36	5.730	72	11.459	2.000																												
580	875	1725	48	7.639	96	15.279	2.000																												
554	835	1647	21	3.342	44	7.003	2.095																												
552	833	1643	40	6.366	84	13.369	2.100																												
551	831	1639	19	3.024	40	6.366	2.105								5.89	7.44	7.95	8.20	8.46	8.97	9.48	9.98	10.49	11.00	12.01	13.02	13.27	13.52	14.78	15.03	15.28	15.79			
541	817	1610	14	2.228	30	4.775	2.143								7.90	9.41	9.92	10.17	10.42	10.93	11.43	11.93	12.43	12.94	13.94	14.44	14.95	15.20	15.45	16.70	16.95	17.20	17.70		
541	817	1610	28	4.456	60	9.549	2.143																												
532	802	1581	22	3.501	48	7.639	2.182																												
532	802	1581	44	7.003	96	15.279	2.182																												
527	795	1568	20	3.183	44	7.003	2.200																												
522	788	1553	18	2.865	40	6.366	2.222																												
516	778	1533	16	2.546	36	5.730	2.250																												
516	778	1533	32	5.093	72	11.459	2.250																												
507	766	1509	14	2.228	32	5.093	2.286																												
507	766	1509	21	3.342	48	7.639	2.286																												
503	758	1495	26	4.138	60	9.549	2.308																												
501	756	1490	19	3.024	44	7.003	2.316																												
497	750	1479	36	5.730	84	13.369	2.333																												
483	729	1438	20	3.183	48	7.639	2.400																												
483	729	1438	30	4.775	72	11.459	2.400																												
483	729	1438	40	6.366	96	15.279	2.400																												
475	716	1412	18	2.865	44	7.003	2.444																												

Teeth in Mesh Factor:

1.0

0.8

0.6



Drive Selection Table

Driven Speed				Sprocket Combinations				Center Distance, Inches																																																																																																																																																																																																																																																																																																																																																																																																																																																																																																																																																																																																																																																																																																																																																																																			
For motor speed of				Driver		Driven		Speed Ratio	4800 RPM	996 RPM	98 RPM	498 RPM	99 RPM	510 RPM	528 RPM	540 RPM	558 RPM	560 RPM	570 RPM	585 RPM	600 RPM	608 RPM	630 RPM	648 RPM	658 RPM	660 RPM	670 RPM	700 RPM	730 RPM	750 RPM	778 RPM	780 RPM	800 RPM	810 RPM																																																																																																																																																																																																																																																																																																																																																																																																																																																																																																																																																																																																																																																																																																																																																									
1160 RPM	1750 RPM	3450 RPM		No. of Grooves	Pitch Diam. Inches	No. of Grooves	Pitch Diam. Inches		4800 RPM	996 RPM	98 RPM	498 RPM	99 RPM	510 RPM	528 RPM	540 RPM	558 RPM	560 RPM	570 RPM	585 RPM	600 RPM	608 RPM	630 RPM	648 RPM	658 RPM	660 RPM	670 RPM	700 RPM	730 RPM	750 RPM	778 RPM	780 RPM	800 RPM	810 RPM																																																																																																																																																																																																																																																																																																																																																																																																																																																																																																																																																																																																																																																																																																																																																									
612	923	1821	19	3	3.042	36	5.730	1.895	17.07	16.81	17.82	18.58	21.08	21.58	22.33	23.08	23.84	24.59	25.34	25.84	26.09	26.59	28.09	29.59	30.59	31.85	32.10	33.10	33.60	34.28	34.84	35.48	36.18	36.93	37.73	38.63	39.63	40.73																																																																																																																																																																																																																																																																																																																																																																																																																																																																																																																																																																																																																																																																																																																																																					
609	919	1811	21	3	3.342	40	6.366	1.905	16.31	16.87	17.06	17.81	21.08	21.58	22.32	23.08	23.84	24.59	25.34	25.84	26.09	26.59	28.09	29.59	30.59	31.85	32.10	33.10	33.60	34.28	34.84	35.48	36.18	36.93	37.73	38.63	39.63	40.73																																																																																																																																																																																																																																																																																																																																																																																																																																																																																																																																																																																																																																																																																																																																																					
608	917	1807	44	7	7.003	84	13.369	1.909	18.72	19.22	19.47	20.22	20.97	21.72	22.47	23.22	23.97	24.72	25.47	25.97	26.22	26.72	28.22	29.72	30.72	31.97	32.22	33.22	33.72	34.48	35.04	35.68	36.32	37.07	37.82	38.67	39.67	40.77																																																																																																																																																																																																																																																																																																																																																																																																																																																																																																																																																																																																																																																																																																																																																					
580	875	1725	14	2	2.228	28	4.456	2.000	18.72	19.22	19.47	20.22	20.97	21.72	22.47	23.22	23.97	24.72	25.47	25.97	26.22	26.72	28.22	29.72	30.72	31.97	32.22	33.22	33.72	34.48	35.04	35.68	36.32	37.07	37.82	38.67	39.67	40.77																																																																																																																																																																																																																																																																																																																																																																																																																																																																																																																																																																																																																																																																																																																																																					
580	875	1725	16	2	2.546	32	5.093	2.000	17.96	18.46	18.71	19.46	20.21	20.96	21.71	22.46	23.21	23.96	24.71	25.46	25.96	26.21	26.71	28.21	29.71	30.72	31.97	32.22	33.22	33.72	34.48	35.04	35.68	36.32	37.07	37.82	38.67	39.67	40.77																																																																																																																																																																																																																																																																																																																																																																																																																																																																																																																																																																																																																																																																																																																																																				
580	875	1725	18	2	2.865	36	5.730	2.000	17.19	17.69	17.94	18.69	19.45	20.20	20.95	21.70	22.45	23.20	23.95	24.70	25.45	25.95	26.20	26.70	28.20	29.70	30.72	31.97	32.22	33.22	33.72	34.48	35.04	35.68	36.32	37.07	37.82	38.67	39.67	40.77																																																																																																																																																																																																																																																																																																																																																																																																																																																																																																																																																																																																																																																																																																																																																			
580	875	1725	20	3	3.183	40	6.366	2.000	16.42	16.93	17.18	17.93	18.68	19.44	20.19	20.94	21.69	22.44	23.19	23.94	24.69	25.19	26.69	28.19	29.19	30.44	30.70	31.70	32.20	33.20	33.70	34.46	35.02	35.66	36.41	37.26	38.26	39.36	40.46																																																																																																																																																																																																																																																																																																																																																																																																																																																																																																																																																																																																																																																																																																																																																				
580	875	1725	22	3	3.501	44	7.003	2.000	15.65	16.16	16.41	17.16	17.91	18.67	19.42	20.17	20.93	21.68	22.43	23.18	23.94	24.69	25.19	26.69	28.19	29.19	30.44	30.70	31.70	32.20	33.20	33.70	34.46	35.02	35.66	36.41	37.26	38.26	39.36	40.46																																																																																																																																																																																																																																																																																																																																																																																																																																																																																																																																																																																																																																																																																																																																																			
580	875	1725	24	3	3.820	48	7.639	2.000	14.88	15.38	15.63	16.39	17.14	17.90	18.65	19.41	20.16	20.91	21.66	22.41	23.17	23.92	24.67	25.17	26.67	28.17	29.17	30.42	30.68	31.68	32.18	33.18	33.68	34.43	35.03	35.67	36.42	37.27	38.27	39.37	40.47																																																																																																																																																																																																																																																																																																																																																																																																																																																																																																																																																																																																																																																																																																																																																		
580	875	1725	30	4	4.775	60	9.549	2.000	12.52	13.03	13.28	14.05	14.81	15.57	16.33	16.58	17.84	18.60	18.85	20.11	20.86	21.37	21.62	22.12	23.63	25.14	26.14	27.65	28.65	29.15	30.41	30.94	31.44	32.14	32.64	33.34	34.04	34.74	35.44	36.14	36.84	37.54	38.24	38.94	39.64	40.34	41.04	41.74	42.44	43.14	43.84	44.54	45.24	45.94	46.64	47.34	48.04	48.74	49.44	50.14	50.84	51.54	52.24	52.94	53.64	54.34	55.04	55.74	56.44	57.14	57.84	58.54	59.24	59.94	60.64	61.34	62.04	62.74	63.44	64.14	64.84	65.54	66.24	66.94	67.64	68.34	69.04	69.74	70.44	71.14	71.84	72.54	73.24	73.94	74.64	75.34	76.04	76.74	77.44	78.14	78.84	79.54	80.24	80.94	81.64	82.34	83.04	83.74	84.44	85.14	85.84	86.54	87.24	87.94	88.64	89.34	90.04	90.74	91.44	92.14	92.84	93.54	94.24	94.94	95.64	96.34	97.04	97.74	98.44	99.14	99.84	100.54	101.24	101.94	102.64	103.34	104.04	104.74	105.44	106.14	106.84	107.54	108.24	108.94	109.64	110.34	111.04	111.74	112.44	113.14	113.84	114.54	115.24	115.94	116.64	117.34	118.04	118.74	119.44	120.14	120.84	121.54	122.24	122.94	123.64	124.34	125.04	125.74	126.44	127.14	127.84	128.54	129.24	129.94	130.64	131.34	132.04	132.74	133.44	134.14	134.84	135.54	136.24	136.94	137.64	138.34	139.04	139.74	140.44	141.14	141.84	142.54	143.24	143.94	144.64	145.34	146.04	146.74	147.44	148.14	148.84	149.54	150.24	150.94	151.64	152.34	153.04	153.74	154.44	155.14	155.84	156.54	157.24	157.94	158.64	159.34	160.04	160.74	161.44	162.14	162.84	163.54	164.24	164.94	165.64	166.34	167.04	167.74	168.44	169.14	169.84	170.54	171.24	171.94	172.64	173.34	174.04	174.74	175.44	176.14	176.84	177.54	178.24	178.94	179.64	180.34	181.04	181.74	182.44	183.14	183.84	184.54	185.24	185.94	186.64	187.34	188.04	188.74	189.44	190.14	190.84	191.54	192.24	192.94	193.64	194.34	195.04	195.74	196.44	197.14	197.84	198.54	199.24	199.94	200.64	201.34	202.04	202.74	203.44	204.14	204.84	205.54	206.24	206.94	207.64	208.34	209.04	209.74	210.44	211.14	211.84	212.54	213.24	213.94	214.64	215.34	216.04	216.74	217.44	218.14	218.84	219.54	220.24	220.94	221.64	222.34	223.04	223.74	224.44	225.14	225.84	226.54	227.24	227.94	228.64	229.34	230.04	230.74	231.44	232.14	232.84	233.54	234.24	234.94	235.64	236.34	237.04	237.74	238.44	239.14	239.84	240.54	241.24	241.94	242.64	243.34	244.04	244.74	245.44	246.14	246.84	247.54	248.24	248.94	249.64	250.34	251.04	251.74	252.44	253.14	253.84	254.54	255.24	255.94	256.64	257.34	258.04	258.74	259.44	260.14	260.84	261.54	262.24	262.94	263.64	264.34	265.04	265.74	266.44	267.14	267.84	268.54	269.24	269.94	270.64	271.34	272.04	272.74	273.44	274.14	274.84	275.54	276.24	276.94	277.64	278.34	279.04	279.74	280.44	281.14	281.84	282.54	283.24	283.94	284.64	285.34	286.04	286.74	287.44	288.14	288.84	289.54	290.24	290.94	291.64	292.34	293.04	293.74	294.44	295.14	295.84	296.54	297.24	297.94	298.64	299.34	300.04	300.74	301.44	302.14	302.84	303.54	304.24	304.94	305.64	306.34	307.04	307.74	308.44	309.14	309.84	310.54	311.24	311.94	312.64	313.34	314.04	314.74	315.44	316.14	316.84	317.54	318.24	318.94	319.64	320.34	321.04	321.74	322.44	323.14	323.84	324.54	325.24	325.94	326.64	327.34	328.04	328.74	329.44	330.14	330.84	331.54	332.24	332.94	333.64	334.34	335.04	335.74	336.44	337.14	337.84	338.54	339.24	339.94	340.64	341.34	342.04	342.74	343.44	344.14	344.84	345.54	346.24	346.94	347.64	348.34	349.04	349.74	350.44	351.14	351.84	352.54	353.24	353.94	354.64	355.34	356.04	356.74	357.44	358.14	358.84	359.54	360.24	360.94	361.64	362.34	363.04	363.74	364.44	365.14	365.84	366.54	367.24	367.94	368.64	369.34	370.04	370.74	371.44	372.14	372.84	373.54	374.24	374.94	375.64	376.34	377.04	377.74	378.44	379.14	379.84	380.54	381.24	381.94	382.64	383.34	384.04	384.74	385.44	386.14	386.84	387.54	388.24	388.94	389.64	390.34	391.04	391.74	392.44	393.14	393.84	394.54	395.24	395.94	396.64	397.34	398.04	398.74	399.44	400.14	400.84	401.54	402.24	402.94	403.64	404.34	405.04	405.74	406.44	407.14	407.84	408.54	409.24	409.94	410.64	411.34	412.04	412.74	413.44	414.14	414.84	415.54	416.24	416.94	417.64	418.34	419.04	419.74	420.44	421.14	421.84	422.54	423.24	423.94	424.64	425.34	426.04	426.74	427.44	428.14	428.84	429.54	430.24	430.94	431.64	432.34	433.04	433.74	434.44	435.14	435.84	436.54	437.24	437.94	438.64	439.34	440.04	440.74	441.44	442.14	442.84	443.54	444.24	444.94	445.64	446.34	447.04	447.74	448.44	449.14	449.84	450.54	451.24	451.94	452.64	453.34	454.04	454.74	455.44	456.14	456.84	457.54	458.24	458.94	459.64	460.34	461.04	461.74	462.44	463.14	463.84	464.54	465.24	465.94	466.64	467.34	468.04	468.74	469.44	470.14	470.84	471.54	472.24	472.94	473.64	474.34	475.04	475.74	476.44	477.14	477.84	478.54	479.24	479.94	480.64	481.34	482.04	482.74	483.44	484.14	484.84	485.54	486.24	486.94	487.64	488.34	489.04	489.74	490.44	491.14	491.84	492.54	493.24	493.94	494.64	495.34	496.04	496.74	497.44	498.14	498.84	499.54	500.24	500.94	501.64	502.34	503.04	503.74	504.44	505.14	505.84	506.54	507.24	507.94	508.64	509.34	510.04	510.74	511.44	512.14	512.84	513.54	514.24	514.94	515.64	516.34	517.04	517.74	518.44	519.14	519.84	520.54	521.24	521.94	522.64	523.34	524.04	524.74	525.44	526.14	526.84	527.54	528.24	528.94	529.64	530.34	531.04	531.74	532.44	533.14	533.84	534.54	535.24	535.94	536.64	537.34	538.04	538.74	539.44	540.14	540.84	541.54	542.24

10

Drive/Speed			Sprocket Combinations				Center Distance, Inches																																																																																																																																																																																																																																																																																																																																																																																																																									
For motor speed of			Driver		Driven		Speed Ratio	Pitch		No. of Grooves	Pitch	Diam. Inches	Pitch	Diam. Inches	Pitch	Diam. Inches	Pitch	Diam. Inches	Pitch	Diam. Inches	Pitch	Diam. Inches	Pitch	Diam. Inches	Pitch	Diam. Inches	Pitch	Diam. Inches	Pitch	Diam. Inches	Pitch	Diam. Inches	Pitch	Diam. Inches	Pitch	Diam. Inches	Pitch	Diam. Inches	Pitch	Diam. Inches	Pitch	Diam. Inches	Pitch	Diam. Inches	Pitch	Diam. Inches	Pitch	Diam. Inches	Pitch	Diam. Inches	Pitch	Diam. Inches	Pitch	Diam. Inches	Pitch	Diam. Inches	Pitch	Diam. Inches	Pitch	Diam. Inches	Pitch	Diam. Inches	Pitch	Diam. Inches	Pitch	Diam. Inches	Pitch	Diam. Inches	Pitch	Diam. Inches	Pitch	Diam. Inches	Pitch	Diam. Inches	Pitch	Diam. Inches	Pitch	Diam. Inches	Pitch	Diam. Inches	Pitch	Diam. Inches	Pitch	Diam. Inches	Pitch	Diam. Inches	Pitch	Diam. Inches	Pitch	Diam. Inches	Pitch	Diam. Inches	Pitch	Diam. Inches	Pitch	Diam. Inches	Pitch	Diam. Inches	Pitch	Diam. Inches	Pitch	Diam. Inches	Pitch	Diam. Inches	Pitch	Diam. Inches	Pitch	Diam. Inches	Pitch	Diam. Inches	Pitch	Diam. Inches	Pitch	Diam. Inches	Pitch	Diam. Inches	Pitch	Diam. Inches	Pitch	Diam. Inches	Pitch	Diam. Inches	Pitch	Diam. Inches	Pitch	Diam. Inches	Pitch	Diam. Inches	Pitch	Diam. Inches	Pitch	Diam. Inches	Pitch	Diam. Inches	Pitch	Diam. Inches	Pitch	Diam. Inches	Pitch	Diam. Inches	Pitch	Diam. Inches	Pitch	Diam. Inches	Pitch	Diam. Inches	Pitch	Diam. Inches	Pitch	Diam. Inches	Pitch	Diam. Inches	Pitch	Diam. Inches	Pitch	Diam. Inches	Pitch	Diam. Inches	Pitch	Diam. Inches	Pitch	Diam. Inches	Pitch	Diam. Inches	Pitch	Diam. Inches	Pitch	Diam. Inches	Pitch	Diam. Inches	Pitch	Diam. Inches	Pitch	Diam. Inches	Pitch	Diam. Inches	Pitch	Diam. Inches	Pitch	Diam. Inches	Pitch	Diam. Inches	Pitch	Diam. Inches	Pitch	Diam. Inches	Pitch	Diam. Inches	Pitch	Diam. Inches	Pitch	Diam. Inches	Pitch	Diam. Inches	Pitch	Diam. Inches	Pitch	Diam. Inches	Pitch	Diam. Inches	Pitch	Diam. Inches	Pitch	Diam. Inches	Pitch	Diam. Inches	Pitch	Diam. Inches	Pitch	Diam. Inches	Pitch	Diam. Inches	Pitch	Diam. Inches	Pitch	Diam. Inches	Pitch	Diam. Inches	Pitch	Diam. Inches	Pitch	Diam. Inches	Pitch	Diam. Inches	Pitch	Diam. Inches	Pitch	Diam. Inches	Pitch	Diam. Inches	Pitch	Diam. Inches	Pitch	Diam. Inches	Pitch	Diam. Inches	Pitch	Diam. Inches	Pitch	Diam. Inches	Pitch	Diam. Inches	Pitch	Diam. Inches	Pitch	Diam. Inches	Pitch	Diam. Inches	Pitch	Diam. Inches	Pitch	Diam. Inches	Pitch	Diam. Inches	Pitch	Diam. Inches	Pitch	Diam. Inches	Pitch	Diam. Inches	Pitch	Diam. Inches	Pitch	Diam. Inches	Pitch	Diam. Inches	Pitch	Diam. Inches	Pitch	Diam. Inches	Pitch	Diam. Inches	Pitch	Diam. Inches	Pitch	Diam. Inches	Pitch	Diam. Inches	Pitch	Diam. Inches	Pitch	Diam. Inches	Pitch	Diam. Inches	Pitch	Diam. Inches	Pitch	Diam. Inches	Pitch	Diam. Inches	Pitch	Diam. Inches	Pitch	Diam. Inches	Pitch	Diam. Inches	Pitch	Diam. Inches	Pitch	Diam. Inches	Pitch	Diam. Inches	Pitch	Diam. Inches	Pitch	Diam. Inches	Pitch	Diam. Inches	Pitch	Diam. Inches	Pitch	Diam. Inches	Pitch	Diam. Inches	Pitch	Diam. Inches	Pitch	Diam. Inches	Pitch	Diam. Inches	Pitch	Diam. Inches	Pitch	Diam. Inches	Pitch	Diam. Inches	Pitch	Diam. Inches	Pitch	Diam. Inches	Pitch	Diam. Inches	Pitch	Diam. Inches	Pitch	Diam. Inches	Pitch	Diam. Inches	Pitch	Diam. Inches	Pitch	Diam. Inches	Pitch	Diam. Inches	Pitch	Diam. Inches	Pitch	Diam. Inches	Pitch	Diam. Inches	Pitch	Diam. Inches	Pitch	Diam. Inches	Pitch	Diam. Inches	Pitch	Diam. Inches	Pitch	Diam. Inches	Pitch	Diam. Inches	Pitch	Diam. Inches	Pitch	Diam. Inches	Pitch	Diam. Inches	Pitch	Diam. Inches	Pitch	Diam. Inches	Pitch	Diam. Inches	Pitch	Diam. Inches	Pitch	Diam. Inches	Pitch	Diam. Inches	Pitch	Diam. Inches	Pitch	Diam. Inches	Pitch	Diam. Inches	Pitch	Diam. Inches	Pitch	Diam. Inches	Pitch	Diam. Inches	Pitch	Diam. Inches	Pitch	Diam. Inches	Pitch	Diam. Inches	Pitch	Diam. Inches	Pitch	Diam. Inches	Pitch	Diam. Inches	Pitch	Diam. Inches	Pitch	Diam. Inches	Pitch	Diam. Inches	Pitch	Diam. Inches	Pitch	Diam. Inches	Pitch	Diam. Inches

Drive Selection Table

H, 0.500" Pitch Belts

Drivell Speed			Sprocket Combinations					Center Distance, Inches																											
For motor speed of			Driver		Driven			Speed Ratio	210H P.L. 21.00 42 Teeth	220H P.L. 22.00 44 Teeth	225H P.L. 22.50 45 Teeth	230H P.L. 23.00 46 Teeth	240H P.L. 24.00 48 Teeth	270H P.L. 27.00 54 Teeth	300H P.L. 30.00 60 Teeth	310H P.L. 31.00 62 Teeth	315H P.L. 31.50 63 Teeth	320H P.L. 32.00 64 Teeth	330H P.L. 33.00 66 Teeth	340H P.L. 34.00 68 Teeth	350H P.L. 35.00 70 Teeth	360H P.L. 36.00 72 Teeth	370H P.L. 37.00 74 Teeth	390H P.L. 39.00 78 Teeth	400H P.L. 40.00 80 Teeth	410H P.L. 41.00 82 Teeth	413H P.L. 41.50 83 Teeth	420H P.L. 42.00 84 Teeth	445H P.L. 44.50 89 Teeth	450H P.L. 45.00 90 Teeth	455H P.L. 45.50 91 Teeth	465H P.L. 46.50 93 Teeth			
1160 RPM	1750 RPM	3450 RPM	No. of Grooves	Pitch Diam. Inches	No. of Grooves	Pitch Diam. Inches																													
357	538	1062	48	7.639	156	24.828	3.250																												
354	535	1054	22	3.501	72	11.459	3.273																												
348	525	1035	18	2.865	60	9.549	3.333																												
348	525	1035	36	5.730	120	19.099	3.333																												
338	510	1006	14	2.228	48	7.639	3.429																												
338	510	1006	21	3.342	72	11.459	3.429																												
338	510	1006	28	4.456	96	15.279	3.429																												
338	510	1006	28	4.456	96	15.279	3.429																												
331	500	986	24	3.820	84	13.369	3.500																												
331	500	986	24	3.820	84	13.369	3.500																												
327	494	973	44	7.003	156	24.828	3.545																												
322	486	958	20	3.183	72	11.459	3.600																												
322	486	958	20	3.183	72	11.459	3.600																												
314	474	934	26	4.138	96	15.279	3.692																												
309	467	920	16	2.546	60	9.549	3.750																												
309	467	920	16	2.546	60	9.549	3.750																												
309	467	920	32	5.093	120	19.099	3.750																												
306	462	911	19	3.024	72	11.459	3.789																												
306	462	911	19	3.024	72	11.459	3.789																												
304	458	904	22	3.501	84	13.369	3.818																												
304	458	904	22	3.501	84	13.369	3.818																												
297	449	885	40	6.366	156	24.828	3.900																												
297	449	885	40	6.366	156	24.828	3.900																												
290	438	863	18	2.865	72	11.459	4.000																												
290	438	863	18	2.865	72	11.459	4.000																												
290	438	863	21	3.342	84	13.369	4.000																												
290	438	863	21	3.342	84	13.369	4.000																												
290	438	863	24	3.820	96	15.279	4.000																												
290	438	863	24	3.820	96	15.279	4.000																												
290	438	863	30	4.775	120	19.099	4.000																												
290	438	863	30	4.775	120	19.099	4.000																												

Teeth in Mesh Factor:

1.0

0.8

0.6



Drive Selection Table

Teeth in Mesh Factor:

XL (0.200 Inch Pitch) PowerGrip® Power Rating Table — 0.25 Inch Belt Width

RPM of Faster Shaft	Rated Horsepower for Small Sprocket (Number of Grooves and Pitch Diameter, Inches)												
	10XL 0.637	11XL 0.700	12XL 0.764	14XL 0.891	15XL 0.955	16XL 1.019	18XL 1.146	20XL 1.273	21XL 1.337	22XL 1.401	24XL 1.528	28XL 1.783	30XL 1.910
950	0.034	0.038	0.041	0.048	0.051	0.055	0.062	0.069	0.072	0.075	0.082	0.096	0.10
1160	0.042	0.046	0.050	0.059	0.063	0.067	0.075	0.084	0.088	0.092	0.10	0.12	0.13
1425	0.051	0.057	0.062	0.072	0.077	0.082	0.093	0.10	0.11	0.11	0.12	0.14	0.15
1750	0.063	0.069	0.076	0.088	0.095	0.10	0.11	0.13	0.13	0.14	0.15	0.18	0.19
2850	0.10	0.11	0.12	0.14	0.15	0.16	0.18	0.20	0.21	0.22	0.24	0.28	0.30
3450	0.12	0.14	0.15	0.17	0.19	0.20	0.22	0.25	0.26	0.27	0.29	0.34	0.36
100	0.004	0.004	0.004	0.005	0.005	0.006	0.007	0.007	0.008	0.008	0.009	0.010	0.011
200	0.007	0.008	0.009	0.010	0.011	0.012	0.013	0.014	0.015	0.016	0.017	0.020	0.022
300	0.011	0.012	0.013	0.015	0.016	0.017	0.020	0.022	0.023	0.024	0.026	0.030	0.033
400	0.014	0.016	0.017	0.020	0.022	0.023	0.026	0.029	0.030	0.032	0.035	0.040	0.043
500	0.018	0.020	0.022	0.025	0.027	0.029	0.033	0.036	0.038	0.040	0.043	0.051	0.054
600	0.022	0.024	0.026	0.030	0.033	0.035	0.039	0.043	0.046	0.048	0.052	0.061	0.065
700	0.025	0.028	0.030	0.035	0.038	0.040	0.046	0.051	0.053	0.056	0.061	0.071	0.076
800	0.029	0.032	0.035	0.040	0.043	0.046	0.052	0.058	0.061	0.064	0.069	0.081	0.087
900	0.033	0.036	0.039	0.046	0.049	0.052	0.059	0.065	0.068	0.072	0.078	0.091	0.097
1000	0.036	0.040	0.043	0.051	0.054	0.058	0.065	0.072	0.076	0.079	0.087	0.10	0.11
1100	0.040	0.044	0.048	0.056	0.060	0.064	0.072	0.079	0.083	0.087	0.095	0.11	0.12
1200	0.043	0.048	0.052	0.061	0.065	0.069	0.078	0.087	0.091	0.095	0.10	0.12	0.13
1300	0.047	0.052	0.056	0.066	0.070	0.075	0.084	0.094	0.098	0.10	0.11	0.13	0.14
1400	0.051	0.056	0.061	0.071	0.076	0.081	0.091	0.10	0.11	0.11	0.12	0.14	0.15
1500	0.054	0.060	0.065	0.076	0.081	0.087	0.097	0.11	0.11	0.12	0.13	0.15	0.16
1600	0.058	0.064	0.069	0.081	0.087	0.092	0.10	0.12	0.12	0.13	0.14	0.16	0.17
1700	0.061	0.068	0.074	0.086	0.092	0.098	0.11	0.12	0.13	0.13	0.15	0.17	0.18
1800	0.065	0.071	0.078	0.091	0.097	0.10	0.12	0.13	0.14	0.14	0.16	0.18	0.19
2000	0.072	0.079	0.087	0.10	0.11	0.12	0.13	0.14	0.15	0.16	0.17	0.20	0.21
2200	0.079	0.087	0.095	0.11	0.12	0.13	0.14	0.16	0.17	0.17	0.19	0.22	0.24
2400	0.087	0.095	0.10	0.12	0.13	0.14	0.16	0.17	0.18	0.19	0.21	0.24	0.26
2600	0.094	0.10	0.11	0.13	0.14	0.15	0.17	0.19	0.20	0.20	0.22	0.26	0.28
2800	0.10	0.11	0.12	0.14	0.15	0.16	0.18	0.20	0.21	0.22	0.24	0.28	0.30
3000	0.11	0.12	0.13	0.15	0.16	0.17	0.19	0.21	0.22	0.24	0.26	0.30	0.32
3200	0.12	0.13	0.14	0.16	0.17	0.18	0.21	0.23	0.24	0.25	0.27	0.32	0.34
3400	0.12	0.13	0.15	0.17	0.18	0.19	0.22	0.24	0.25	0.27	0.29	0.33	0.36
3600	0.13	0.14	0.16	0.18	0.19	0.21	0.23	0.26	0.27	0.28	0.31	0.35	0.38
3800	0.14	0.15	0.16	0.19	0.20	0.22	0.24	0.27	0.28	0.30	0.32	0.37	0.40
4000	0.14	0.16	0.17	0.20	0.21	0.23	0.26	0.28	0.30	0.31	0.34	0.39	0.41
4200	0.15	0.17	0.18	0.21	0.22	0.24	0.27	0.30	0.31	0.33	0.35	0.41	0.43
4400	0.16	0.17	0.19	0.22	0.24	0.25	0.28	0.31	0.33	0.34	0.37	0.42	0.45
4600	0.17	0.18	0.20	0.23	0.25	0.26	0.29	0.32	0.34	0.35	0.38	0.44	0.47
4800	0.17	0.19	0.21	0.24	0.26	0.27	0.31	0.34	0.35	0.37	0.40	0.46	0.49
5000	0.18	0.20	0.21	0.25	0.27	0.28	0.32	0.35	0.37	0.38	0.41	0.48	0.50
5500					0.29	0.31	0.35	0.38	0.40	0.42	0.45	0.52	0.55
6000					0.32	0.34	0.38	0.41	0.43	0.45	0.49	0.55	0.58
6500					0.34	0.36	0.40	0.45	0.46	0.48	0.52	0.59	0.62
7000					0.37	0.39	0.43	0.48	0.50	0.52	0.55	0.62	0.65
7500					0.39	0.41	0.46	0.50	0.53	0.55	0.58	0.65	0.68
8000							0.49	0.53	0.55	0.57	0.61	0.68	0.71
8500							0.51	0.56	0.58	0.60	0.64	0.71	0.73
9000							0.54	0.58	0.61	0.63	0.67	0.73	0.75
9500							0.56	0.61	0.63	0.65	0.69	0.75	0.77
10000							0.58	0.63	0.65	0.68	0.71	0.76	0.78

Use this sprocket and rpm only if required to obtain speed ratio or to meet diameter limitations. See Engineering Section II-5, Sprocket Diameter — Speed, on page 178.

XL (0.200 Inch Pitch) PowerGrip® Power Rating Table – 0.375 Inch Belt Width

RPM of Faster Shaft	Rated Horsepower for Small Sprocket (Number of Grooves and Pitch Diameter, Inches)												
	10XL 0.637	11XL 0.700	12XL 0.764	14XL 0.891	15XL 0.955	16XL 1.019	18XL 1.146	20XL 1.273	21XL 1.337	22XL 1.401	24XL 1.528	28XL 1.783	30XL 1.910
950	0.055	0.061	0.066	0.077	0.083	0.089	0.100	0.11	0.12	0.12	0.13	0.15	0.17
1160	0.068	0.074	0.081	0.095	0.10	0.11	0.12	0.14	0.14	0.15	0.16	0.19	0.20
1425	0.083	0.091	0.100	0.12	0.12	0.13	0.15	0.17	0.17	0.18	0.20	0.23	0.25
1750	0.10	0.11	0.12	0.14	0.15	0.16	0.18	0.20	0.21	0.22	0.24	0.28	0.30
2850	0.17	0.18	0.20	0.23	0.25	0.26	0.30	0.33	0.35	0.36	0.39	0.46	0.49
3450	0.20	0.22	0.24	0.28	0.30	0.32	0.36	0.40	0.42	0.43	0.47	0.55	0.58
100	0.006	0.006	0.007	0.008	0.009	0.009	0.010	0.012	0.012	0.013	0.014	0.016	0.017
200	0.012	0.013	0.014	0.016	0.017	0.019	0.021	0.023	0.024	0.026	0.028	0.033	0.035
300	0.017	0.019	0.021	0.024	0.026	0.028	0.031	0.035	0.037	0.038	0.042	0.049	0.052
400	0.023	0.026	0.028	0.033	0.035	0.037	0.042	0.047	0.049	0.051	0.056	0.065	0.070
500	0.029	0.032	0.035	0.041	0.044	0.047	0.052	0.058	0.061	0.064	0.070	0.082	0.087
600	0.035	0.038	0.042	0.049	0.052	0.056	0.063	0.070	0.073	0.077	0.084	0.098	0.10
700	0.041	0.045	0.049	0.057	0.061	0.065	0.073	0.082	0.086	0.090	0.098	0.11	0.12
800	0.047	0.051	0.056	0.065	0.070	0.075	0.084	0.093	0.098	0.10	0.11	0.13	0.14
900	0.052	0.058	0.063	0.073	0.079	0.084	0.094	0.10	0.11	0.12	0.13	0.15	0.16
1000	0.058	0.064	0.070	0.082	0.087	0.093	0.10	0.12	0.12	0.13	0.14	0.16	0.17
1100	0.064	0.070	0.077	0.090	0.096	0.10	0.12	0.13	0.13	0.14	0.15	0.18	0.19
1200	0.070	0.077	0.084	0.098	0.10	0.11	0.13	0.14	0.15	0.15	0.17	0.20	0.21
1300	0.076	0.083	0.091	0.11	0.11	0.12	0.14	0.15	0.16	0.17	0.18	0.21	0.23
1400	0.082	0.090	0.098	0.11	0.12	0.13	0.15	0.16	0.17	0.18	0.20	0.23	0.24
1500	0.087	0.096	0.10	0.12	0.13	0.14	0.16	0.17	0.18	0.19	0.21	0.24	0.26
1600	0.093	0.10	0.11	0.13	0.14	0.15	0.17	0.19	0.20	0.20	0.22	0.26	0.28
1700	0.099	0.11	0.12	0.14	0.15	0.16	0.18	0.20	0.21	0.22	0.24	0.28	0.30
1800	0.10	0.12	0.13	0.15	0.16	0.17	0.19	0.21	0.22	0.23	0.25	0.29	0.31
2000	0.12	0.13	0.14	0.16	0.17	0.19	0.21	0.23	0.24	0.26	0.28	0.32	0.35
2200	0.13	0.14	0.15	0.18	0.19	0.20	0.23	0.25	0.27	0.28	0.31	0.36	0.38
2400	0.14	0.15	0.17	0.20	0.21	0.22	0.25	0.28	0.29	0.31	0.33	0.39	0.41
2600	0.15	0.17	0.18	0.21	0.23	0.24	0.27	0.30	0.32	0.33	0.36	0.42	0.45
2800	0.16	0.18	0.20	0.23	0.24	0.26	0.29	0.32	0.34	0.36	0.39	0.45	0.48
3000	0.17	0.19	0.21	0.24	0.26	0.28	0.31	0.35	0.36	0.38	0.41	0.48	0.51
3200	0.19	0.20	0.22	0.26	0.28	0.30	0.33	0.37	0.39	0.40	0.44	0.51	0.54
3400	0.20	0.22	0.24	0.28	0.30	0.31	0.35	0.39	0.41	0.43	0.47	0.54	0.58
3600	0.21	0.23	0.25	0.29	0.31	0.33	0.37	0.41	0.43	0.45	0.49	0.57	0.61
3800	0.22	0.24	0.26	0.31	0.33	0.35	0.39	0.44	0.46	0.48	0.52	0.60	0.64
4000	0.23	0.25	0.28	0.32	0.35	0.37	0.41	0.46	0.48	0.50	0.54	0.63	0.67
4200	0.24	0.27	0.29	0.34	0.36	0.39	0.43	0.48	0.50	0.52	0.57	0.66	0.70
4400	0.26	0.28	0.31	0.35	0.38	0.40	0.45	0.50	0.52	0.55	0.59	0.68	0.73
4600	0.27	0.29	0.32	0.37	0.40	0.42	0.47	0.52	0.55	0.57	0.62	0.71	0.76
4800	0.28	0.31	0.33	0.39	0.41	0.44	0.49	0.54	0.57	0.59	0.64	0.74	0.79
5000	0.29	0.32	0.35	0.40	0.43	0.46	0.51	0.56	0.59	0.62	0.67	0.77	0.81
5500					0.47	0.50	0.56	0.62	0.65	0.67	0.73	0.83	0.88
6000					0.51	0.54	0.61	0.67	0.70	0.73	0.79	0.89	0.94
6500					0.55	0.59	0.65	0.72	0.75	0.78	0.84	0.95	1.00
7000					0.59	0.63	0.70	0.77	0.80	0.83	0.89	1.01	1.06
7500					0.63	0.67	0.74	0.81	0.85	0.88	0.94	1.06	1.10
8000							0.79	0.86	0.89	0.93	0.99	1.10	1.15
8500							0.83	0.90	0.94	0.97	1.03	1.14	1.18
9000							0.87	0.94	0.98	1.01	1.08	1.18	1.22
9500							0.91	0.98	1.02	1.05	1.11	1.21	1.24
10000							0.94	1.02	1.06	1.09	1.15	1.23	1.26

Use this sprocket and rpm only if required to obtain speed ratio or to meet diameter limitations. See Engineering Section II-5, Sprocket Diameter — Speed, on page 178.

L (0.375 Inch Pitch) PowerGrip® Power Rating Table – 0.50 Inch Belt Width

RPM of Faster Shaft	Rated Horsepower for Small Sprocket (Number of Grooves and Pitch Diameter, Inches)																	
	10L 1.194	12L 1.432	14L 1.671	16L 1.910	18L 2.149	19L 2.268	20L 2.387	21L 2.507	22L 2.626	24L 2.865	26L 3.104	28L 3.342	30L 3.581	32L 3.820	36L 4.297	40L 4.775	44L 5.252	48L 5.730
725	0.17	0.20	0.24	0.27	0.31	0.32	0.34	0.36	0.37	0.41	0.44	0.47	0.51	0.54	0.61	0.67	0.74	0.81
870	0.20	0.24	0.28	0.33	0.37	0.39	0.41	0.43	0.45	0.49	0.53	0.57	0.61	0.65	0.73	0.81	0.88	0.96
950	0.22	0.27	0.31	0.36	0.40	0.42	0.44	0.47	0.49	0.53	0.57	0.62	0.66	0.71	0.79	0.88	0.96	1.05
1160	0.27	0.33	0.38	0.43	0.49	0.51	0.54	0.57	0.59	0.65	0.70	0.75	0.81	0.86	0.96	1.06	1.16	1.26
1425	0.33	0.40	0.47	0.53	0.60	0.63	0.66	0.69	0.73	0.79	0.86	0.92	0.98	1.05	1.17	1.29	1.41	1.53
1750	0.41	0.49	0.57	0.65	0.73	0.77	0.81	0.85	0.89	0.97	1.04	1.12	1.20	1.27	1.42	1.56	1.70	1.83
2850		0.79	0.92	1.05	1.17	1.23	1.29	1.35	1.41	1.53	1.64	1.75	1.86	1.96	2.15	2.33	2.48	2.61
3450		1.11	1.25	1.40	1.47	1.54	1.61	1.68	1.81	1.93	2.05	2.17	2.28	2.47	2.63	2.75	2.83	
100	0.023	0.028	0.033	0.037	0.042	0.044	0.047	0.049	0.052	0.056	0.061	0.066	0.070	0.075	0.084	0.094	0.10	0.11
200	0.047	0.056	0.066	0.075	0.084	0.089	0.094	0.098	0.10	0.11	0.12	0.13	0.14	0.15	0.17	0.19	0.21	0.22
300	0.070	0.084	0.098	0.11	0.13	0.13	0.14	0.15	0.15	0.17	0.18	0.20	0.21	0.22	0.25	0.28	0.31	0.34
400	0.094	0.11	0.13	0.15	0.17	0.18	0.19	0.20	0.21	0.22	0.24	0.26	0.28	0.30	0.34	0.37	0.41	0.45
500	0.12	0.14	0.16	0.19	0.21	0.22	0.23	0.25	0.26	0.28	0.30	0.33	0.35	0.37	0.42	0.47	0.51	0.56
600	0.14	0.17	0.20	0.22	0.25	0.27	0.28	0.29	0.31	0.34	0.36	0.39	0.42	0.45	0.50	0.56	0.61	0.67
700	0.16	0.20	0.23	0.26	0.29	0.31	0.33	0.34	0.36	0.39	0.42	0.46	0.49	0.52	0.59	0.65	0.71	0.78
800	0.19	0.22	0.26	0.30	0.34	0.36	0.37	0.39	0.41	0.45	0.49	0.52	0.56	0.60	0.67	0.74	0.81	0.89
900	0.21	0.25	0.29	0.34	0.38	0.40	0.42	0.44	0.46	0.50	0.55	0.59	0.63	0.67	0.75	0.83	0.91	0.99
1000	0.23	0.28	0.33	0.37	0.42	0.44	0.47	0.49	0.51	0.56	0.60	0.65	0.70	0.74	0.83	0.92	1.01	1.10
1100	0.26	0.31	0.36	0.41	0.46	0.49	0.51	0.54	0.56	0.61	0.66	0.71	0.76	0.81	0.91	1.01	1.11	1.20
1200	0.28	0.34	0.39	0.45	0.50	0.53	0.56	0.59	0.61	0.67	0.72	0.78	0.83	0.89	0.99	1.10	1.20	1.30
1300	0.30	0.36	0.42	0.49	0.55	0.57	0.60	0.63	0.66	0.72	0.78	0.84	0.90	0.96	1.07	1.19	1.30	1.41
1400	0.33	0.39	0.46	0.52	0.59	0.62	0.65	0.68	0.71	0.78	0.84	0.90	0.97	1.03	1.15	1.27	1.39	1.50
1500	0.35	0.42	0.49	0.56	0.63	0.66	0.70	0.73	0.76	0.83	0.90	0.97	1.03	1.10	1.23	1.36	1.48	1.60
1600	0.37	0.45	0.52	0.60	0.67	0.71	0.74	0.78	0.81	0.89	0.96	1.03	1.10	1.17	1.30	1.44	1.57	1.69
1700	0.40	0.48	0.55	0.63	0.71	0.75	0.79	0.83	0.86	0.94	1.02	1.09	1.16	1.24	1.38	1.52	1.66	1.79
1800		0.50	0.59	0.67	0.75	0.79	0.83	0.87	0.91	0.99	1.07	1.15	1.23	1.30	1.45	1.60	1.74	1.87
1900		0.53	0.62	0.71	0.79	0.83	0.88	0.92	0.96	1.05	1.13	1.21	1.29	1.37	1.53	1.68	1.82	1.96
2000		0.56	0.65	0.74	0.83	0.88	0.92	0.97	1.01	1.10	1.19	1.27	1.36	1.44	1.60	1.76	1.90	2.04
2200		0.61	0.71	0.81	0.91	0.96	1.01	1.06	1.11	1.20	1.30	1.39	1.48	1.57	1.74	1.90	2.06	2.20
2400		0.67	0.78	0.89	0.99	1.05	1.10	1.15	1.20	1.30	1.41	1.50	1.60	1.69	1.87	2.04	2.20	2.35
2600		0.72	0.84	0.96	1.07	1.13	1.19	1.24	1.30	1.41	1.51	1.62	1.72	1.82	2.00	2.18	2.33	2.47
2800		0.78	0.90	1.03	1.15	1.21	1.27	1.33	1.39	1.50	1.62	1.73	1.83	1.93	2.12	2.30	2.45	2.59
3000		0.83	0.97	1.10	1.23	1.29	1.36	1.42	1.48	1.60	1.72	1.83	1.94	2.04	2.24	2.41	2.56	2.68
3200		1.03	1.17	1.30	1.37	1.44	1.50	1.57	1.69	1.82	1.93	2.04	2.15	2.35	2.51	2.65	2.76	
3400		1.09	1.24	1.38	1.45	1.52	1.59	1.66	1.79	1.91	2.03	2.14	2.25	2.44	2.61	2.73	2.82	
3600		1.15	1.30	1.45	1.53	1.60	1.67	1.74	1.87	2.00	2.12	2.24	2.35	2.53	2.68	2.79	2.86	
3800		1.21	1.37	1.53	1.60	1.68	1.75	1.82	1.96	2.09	2.21	2.33	2.43	2.61	2.75	2.84	2.87	
4000		1.27	1.44	1.60	1.68	1.76	1.83	1.90	2.04	2.18	2.30	2.41	2.51	2.68	2.80	2.87	2.87	
4200		1.50	1.67	1.75	1.83	1.91	1.98	2.12	2.26	2.38	2.49	2.59	2.74	2.84	2.87	2.84	2.87	2.83
4400		1.57	1.74	1.82	1.90	1.98	2.06	2.20	2.33	2.45	2.56	2.65	2.79	2.87	2.87	2.86	2.86	2.78
4600		1.63	1.81	1.89	1.98	2.05	2.13	2.28	2.41	2.52	2.63	2.71	2.83	2.87	2.87	2.83	2.83	2.69
4800	1.69	1.87	1.96	2.04	2.12	2.20	2.35	2.47	2.59	2.68	2.76	2.86	2.87	2.87	2.78	2.78	2.58	
5000	1.76	1.94	2.03	2.11	2.19	2.27	2.41	2.54	2.65	2.74	2.80	2.87	2.84	2.84	2.70	2.70	2.44	
5200	1.82	2.00	2.09	2.18	2.26	2.33	2.47	2.60	2.70	2.78	2.84	2.87	2.80	2.80	2.60	2.60	2.26	
5400	1.87	2.06	2.15	2.24	2.32	2.40	2.53	2.65	2.74	2.81	2.86	2.86	2.74	2.74	2.47	2.47	2.06	
5600		1.93	2.12	2.21	2.30	2.38	2.45	2.59	2.70	2.78	2.84	2.87	2.83	2.66	2.32	2.32	1.82	
5800		1.99	2.18	2.27	2.36	2.44	2.51	2.64	2.74	2.82	2.86	2.87	2.79	2.56	2.15	2.15	1.55	
6000		2.04	2.24	2.33	2.41	2.49	2.56	2.68	2.78	2.84	2.87	2.87	2.74	2.44	1.94	1.94	1.24	

Use this sprocket and rpm only if required to obtain speed ratio or to meet diameter limitations. See Engineering Section II-5, Sprocket Diameter — Speed, on page 178.

Sprocket surface speeds over 6,500 fpm; special pulleys are required. See Engineering Section II-5, Sprocket Diameter — Speed, on page 178.

L (0.375 Inch Pitch) PowerGrip® Power Rating Table — 0.75 Inch Belt Width

RPM of Faster Shaft	Rated Horsepower for Small Sprocket (Number of Grooves and Pitch Diameter, Inches)																	
	10L 1.194	12L 1.432	14L 1.671	16L 1.910	18L 2.149	19L 2.268	20L 2.387	21L 2.507	22L 2.626	24L 2.865	26L 3.104	28L 3.342	30L 3.581	32L 3.820	36L 4.297	40L 4.775	44L 5.252	48L 5.730
725	0.27	0.33	0.38	0.43	0.49	0.52	0.54	0.57	0.60	0.65	0.70	0.76	0.81	0.86	0.97	1.08	1.18	1.29
870	0.33	0.39	0.46	0.52	0.59	0.62	0.65	0.68	0.71	0.78	0.84	0.91	0.97	1.04	1.16	1.29	1.41	1.54
950	0.36	0.43	0.50	0.57	0.64	0.67	0.71	0.74	0.78	0.85	0.92	0.99	1.06	1.13	1.27	1.40	1.54	1.67
1160	0.43	0.52	0.61	0.69	0.78	0.82	0.86	0.91	0.95	1.04	1.12	1.20	1.29	1.37	1.54	1.70	1.86	2.02
1425	0.53	0.64	0.74	0.85	0.95	1.01	1.06	1.11	1.16	1.27	1.37	1.47	1.57	1.67	1.87	2.07	2.26	2.45
1750	0.65	0.78	0.91	1.04	1.17	1.23	1.30	1.36	1.42	1.55	1.67	1.79	1.91	2.03	2.27	2.50	2.72	2.93
2850		1.27	1.47	1.67	1.87	1.97	2.07	2.16	2.26	2.45	2.63	2.80	2.97	3.14	3.45	3.73	3.97	4.18
3450		1.77	2.01	2.24	2.35	2.46	2.57	2.68	2.89	3.10	3.29	3.47	3.64	3.95	4.20	4.40	4.53	
100	0.037	0.045	0.052	0.060	0.067	0.071	0.075	0.079	0.082	0.090	0.097	0.10	0.11	0.12	0.13	0.15	0.16	0.18
200	0.075	0.090	0.10	0.12	0.13	0.14	0.15	0.16	0.16	0.18	0.19	0.21	0.22	0.24	0.27	0.30	0.33	0.36
300	0.11	0.13	0.16	0.18	0.20	0.21	0.22	0.24	0.25	0.27	0.29	0.31	0.34	0.36	0.40	0.45	0.49	0.54
400	0.15	0.18	0.21	0.24	0.27	0.28	0.30	0.31	0.33	0.36	0.39	0.42	0.45	0.48	0.54	0.60	0.66	0.72
500	0.19	0.22	0.26	0.30	0.34	0.36	0.37	0.39	0.41	0.45	0.49	0.52	0.56	0.60	0.67	0.75	0.82	0.89
600	0.22	0.27	0.31	0.36	0.40	0.43	0.45	0.47	0.49	0.54	0.58	0.63	0.67	0.72	0.81	0.89	0.98	1.07
700	0.26	0.31	0.37	0.42	0.47	0.50	0.52	0.55	0.58	0.63	0.68	0.73	0.78	0.84	0.94	1.04	1.14	1.25
800	0.30	0.36	0.42	0.48	0.54	0.57	0.60	0.63	0.66	0.72	0.78	0.84	0.89	0.95	1.07	1.19	1.30	1.42
900	0.34	0.40	0.47	0.54	0.61	0.64	0.67	0.71	0.74	0.81	0.87	0.94	1.00	1.07	1.20	1.33	1.46	1.59
1000	0.37	0.45	0.52	0.60	0.67	0.71	0.75	0.78	0.82	0.89	0.97	1.04	1.11	1.19	1.33	1.48	1.62	1.76
1100	0.41	0.49	0.58	0.66	0.74	0.78	0.82	0.86	0.90	0.98	1.06	1.14	1.22	1.30	1.46	1.62	1.77	1.92
1200	0.45	0.54	0.63	0.72	0.81	0.85	0.89	0.94	0.98	1.07	1.16	1.25	1.33	1.42	1.59	1.76	1.92	2.09
1300	0.49	0.58	0.68	0.78	0.87	0.92	0.97	1.02	1.06	1.16	1.25	1.35	1.44	1.53	1.72	1.90	2.07	2.25
1400	0.52	0.63	0.73	0.84	0.94	0.99	1.04	1.09	1.14	1.25	1.35	1.45	1.55	1.65	1.84	2.03	2.22	2.41
1500	0.56	0.67	0.78	0.89	1.00	1.06	1.11	1.17	1.22	1.33	1.44	1.55	1.65	1.76	1.97	2.17	2.37	2.56
1600	0.60	0.72	0.84	0.95	1.07	1.13	1.19	1.25	1.30	1.42	1.53	1.65	1.76	1.87	2.09	2.30	2.51	2.71
1700	0.64	0.76	0.89	1.01	1.14	1.20	1.26	1.32	1.38	1.50	1.62	1.74	1.86	1.98	2.21	2.43	2.65	2.86
1800		0.81	0.94	1.07	1.20	1.27	1.33	1.40	1.46	1.59	1.72	1.84	1.97	2.09	2.33	2.56	2.78	3.00
1900		0.85	0.99	1.13	1.27	1.34	1.40	1.47	1.54	1.67	1.81	1.94	2.07	2.20	2.45	2.69	2.92	3.14
2000		0.89	1.04	1.19	1.33	1.40	1.48	1.55	1.62	1.76	1.90	2.03	2.17	2.30	2.56	2.81	3.05	3.27
2200		0.98	1.14	1.30	1.46	1.54	1.62	1.69	1.77	1.92	2.07	2.22	2.37	2.51	2.78	3.05	3.29	3.52
2400		1.07	1.25	1.42	1.59	1.67	1.76	1.84	1.92	2.09	2.25	2.41	2.56	2.71	3.00	3.27	3.52	3.75
2600		1.16	1.35	1.53	1.72	1.81	1.90	1.99	2.07	2.25	2.42	2.59	2.75	2.91	3.21	3.48	3.73	3.96
2800		1.25	1.45	1.65	1.84	1.94	2.03	2.13	2.22	2.41	2.59	2.76	2.93	3.09	3.40	3.68	3.93	4.14
3000		1.33	1.55	1.76	1.97	2.07	2.17	2.27	2.37	2.56	2.75	2.93	3.10	3.27	3.58	3.86	4.10	4.30
3200			1.65	1.87	2.09	2.20	2.30	2.41	2.51	2.71	2.91	3.09	3.27	3.44	3.75	4.02	4.25	4.42
3400			1.74	1.98	2.21	2.32	2.43	2.54	2.65	2.86	3.06	3.25	3.43	3.60	3.91	4.17	4.37	4.51
3600			1.84	2.09	2.33	2.45	2.56	2.67	2.78	3.00	3.21	3.40	3.58	3.75	4.05	4.30	4.47	4.57
3800			1.94	2.20	2.45	2.57	2.69	2.80	2.92	3.14	3.35	3.54	3.73	3.89	4.18	4.40	4.54	4.60
4000			2.03	2.30	2.56	2.69	2.81	2.93	3.05	3.27	3.48	3.68	3.86	4.02	4.30	4.49	4.59	4.59
4200				2.41	2.67	2.80	2.93	3.05	3.17	3.40	3.61	3.81	3.98	4.14	4.39	4.55	4.60	4.53
4400				2.51	2.78	2.92	3.05	3.17	3.29	3.52	3.73	3.93	4.10	4.25	4.47	4.59	4.58	4.44
4600				2.61	2.89	3.03	3.16	3.29	3.41	3.64	3.85	4.04	4.20	4.34	4.53	4.60	4.53	4.31
4800				2.71	3.00	3.14	3.27	3.40	3.52	3.75	3.96	4.14	4.30	4.42	4.57	4.59	4.44	4.13
5000				2.81	3.10	3.24	3.38	3.51	3.63	3.86	4.06	4.23	4.38	4.49	4.60	4.55	4.32	3.90
5200				2.91	3.21	3.35	3.48	3.61	3.73	3.96	4.16	4.32	4.45	4.54	4.60	4.48	4.16	3.62
5400				3.00	3.30	3.45	3.58	3.71	3.83	4.05	4.24	4.39	4.50	4.57	4.58	4.38	3.96	3.29
5600				3.09	3.40	3.54	3.68	3.81	3.93	4.14	4.32	4.45	4.55	4.59	4.53	4.25	3.72	2.91
5800				3.18	3.49	3.64	3.77	3.90	4.02	4.22	4.39	4.51	4.58	4.60	4.47	4.09	3.44	2.48
6000				3.27	3.58	3.73	3.86	3.98	4.10	4.30	4.45	4.55	4.60	4.59	4.38	3.90	3.11	1.99

Use this sprocket and rpm only if required to obtain speed ratio or to meet diameter limitations. See Engineering Section II-5, Sprocket Diameter — Speed, on page 178.

Sprocket surface speeds over 6,500 fpm; special pulleys are required. See Engineering Section II-5, Sprocket Diameter — Speed, on page 178.

L (0.375 Inch Pitch) PowerGrip® Power Rating Table — 1.00 Inch Belt Width

RPM of Faster Shaft	Rated Horsepower for Small Sprocket (Number of Grooves and Pitch Diameter, Inches)																	
	10L 1.194	12L 1.432	14L 1.671	16L 1.910	18L 2.149	19L 2.268	20L 2.387	21L 2.507	22L 2.626	24L 2.865	26L 3.104	28L 3.342	30L 3.581	32L 3.820	36L 4.297	40L 4.775	44L 5.252	48L 5.730
725	0.38	0.45	0.53	0.60	0.68	0.72	0.75	0.79	0.83	0.90	0.98	1.05	1.13	1.20	1.35	1.50	1.64	1.79
870	0.45	0.54	0.63	0.72	0.81	0.86	0.90	0.95	0.99	1.08	1.17	1.26	1.35	1.44	1.61	1.79	1.96	2.14
950	0.49	0.59	0.69	0.79	0.89	0.94	0.99	1.03	1.08	1.18	1.28	1.37	1.47	1.57	1.76	1.95	2.14	2.32
1160	0.60	0.72	0.84	0.96	1.08	1.14	1.20	1.26	1.32	1.44	1.56	1.67	1.79	1.91	2.14	2.36	2.59	2.81
1425	0.74	0.89	1.03	1.18	1.33	1.40	1.47	1.54	1.62	1.76	1.90	2.04	2.18	2.32	2.60	2.87	3.14	3.40
1750	0.91	1.09	1.27	1.45	1.62	1.71	1.80	1.89	1.97	2.15	2.32	2.49	2.66	2.82	3.15	3.47	3.77	4.07
2850		1.76	2.04	2.32	2.60	2.74	2.87	3.01	3.14	3.40	3.65	3.89	4.13	4.36	4.79	5.17	5.52	5.81
3450		2.46	2.79	3.11	3.27	3.42	3.58	3.73	4.02	4.30	4.57	4.82	5.06	5.48	5.84	6.11	6.29	
100	0.052	0.062	0.073	0.083	0.094	0.099	0.10	0.11	0.11	0.12	0.14	0.15	0.16	0.17	0.19	0.21	0.23	0.25
200	0.10	0.12	0.15	0.17	0.19	0.20	0.21	0.22	0.23	0.25	0.27	0.29	0.31	0.33	0.37	0.42	0.46	0.50
300	0.16	0.19	0.22	0.25	0.28	0.30	0.31	0.33	0.34	0.37	0.41	0.44	0.47	0.50	0.56	0.62	0.69	0.75
400	0.21	0.25	0.29	0.33	0.37	0.40	0.42	0.44	0.46	0.50	0.54	0.58	0.62	0.67	0.75	0.83	0.91	1.00
500	0.26	0.31	0.36	0.42	0.47	0.49	0.52	0.55	0.57	0.62	0.68	0.73	0.78	0.83	0.93	1.04	1.14	1.24
600	0.31	0.37	0.44	0.50	0.56	0.59	0.62	0.65	0.69	0.75	0.81	0.87	0.93	1.00	1.12	1.24	1.36	1.49
700	0.36	0.44	0.51	0.58	0.65	0.69	0.73	0.76	0.80	0.87	0.94	1.02	1.09	1.16	1.30	1.45	1.59	1.73
800	0.42	0.50	0.58	0.67	0.75	0.79	0.83	0.87	0.91	1.00	1.08	1.16	1.24	1.32	1.49	1.65	1.81	1.97
900	0.47	0.56	0.65	0.75	0.84	0.89	0.93	0.98	1.03	1.12	1.21	1.30	1.40	1.49	1.67	1.85	2.03	2.21
1000	0.52	0.62	0.73	0.83	0.93	0.99	1.04	1.09	1.14	1.24	1.34	1.45	1.55	1.65	1.85	2.05	2.25	2.44
1100	0.57	0.69	0.80	0.91	1.03	1.08	1.14	1.20	1.25	1.36	1.48	1.59	1.70	1.81	2.03	2.25	2.46	2.67
1200	0.62	0.75	0.87	1.00	1.12	1.18	1.24	1.30	1.36	1.49	1.61	1.73	1.85	1.97	2.21	2.44	2.67	2.90
1300	0.68	0.81	0.94	1.08	1.21	1.28	1.34	1.41	1.48	1.61	1.74	1.87	2.00	2.13	2.38	2.63	2.88	3.12
1400	0.73	0.87	1.02	1.16	1.30	1.37	1.45	1.52	1.59	1.73	1.87	2.01	2.15	2.29	2.56	2.82	3.09	3.34
1500	0.78	0.93	1.09	1.24	1.40	1.47	1.55	1.62	1.70	1.85	2.00	2.15	2.30	2.44	2.73	3.01	3.29	3.56
1600	0.83	1.00	1.16	1.32	1.49	1.57	1.65	1.73	1.81	1.97	2.13	2.29	2.44	2.60	2.90	3.20	3.49	3.77
1700	0.88	1.06	1.23	1.41	1.58	1.66	1.75	1.83	1.92	2.09	2.26	2.42	2.59	2.75	3.07	3.38	3.68	3.97
1800		1.12	1.30	1.49	1.67	1.76	1.85	1.94	2.03	2.21	2.38	2.56	2.73	2.90	3.23	3.56	3.87	4.17
1900		1.18	1.37	1.57	1.76	1.85	1.95	2.04	2.14	2.32	2.51	2.69	2.87	3.05	3.40	3.73	4.05	4.36
2000		1.24	1.45	1.65	1.85	1.95	2.05	2.15	2.25	2.44	2.63	2.82	3.01	3.20	3.56	3.90	4.23	4.54
2200		1.36	1.59	1.81	2.03	2.14	2.25	2.35	2.46	2.67	2.88	3.09	3.29	3.49	3.87	4.23	4.57	4.89
2400		1.49	1.73	1.97	2.21	2.32	2.44	2.56	2.67	2.90	3.12	3.34	3.56	3.77	4.17	4.54	4.89	5.21
2600		1.61	1.87	2.13	2.38	2.51	2.63	2.76	2.88	3.12	3.36	3.59	3.82	4.04	4.45	4.84	5.19	5.50
2800		1.73	2.01	2.29	2.56	2.69	2.82	2.96	3.09	3.34	3.59	3.83	4.07	4.29	4.72	5.11	5.45	5.75
3000		1.85	2.15	2.44	2.73	2.87	3.01	3.15	3.29	3.56	3.82	4.07	4.31	4.54	4.98	5.36	5.69	5.97
3200			2.29	2.60	2.90	3.05	3.20	3.34	3.49	3.77	4.04	4.29	4.54	4.78	5.21	5.59	5.90	6.14
3400			2.42	2.75	3.07	3.22	3.38	3.53	3.68	3.97	4.25	4.51	4.77	5.00	5.43	5.79	6.07	6.27
3600			2.56	2.90	3.23	3.40	3.56	3.71	3.87	4.17	4.45	4.72	4.98	5.21	5.63	5.97	6.21	6.35
3800			2.69	3.05	3.40	3.56	3.73	3.89	4.05	4.36	4.65	4.92	5.17	5.41	5.81	6.11	6.31	6.39
4000			2.82	3.20	3.56	3.73	3.90	4.07	4.23	4.54	4.84	5.11	5.36	5.59	5.97	6.23	6.37	6.37
4200				3.34	3.71	3.89	4.07	4.24	4.40	4.72	5.02	5.29	5.53	5.75	6.10	6.32	6.39	6.30
4400				3.49	3.87	4.05	4.23	4.40	4.57	4.89	5.19	5.45	5.69	5.90	6.21	6.37	6.36	6.17
4600				3.63	4.02	4.21	4.39	4.57	4.74	5.06	5.35	5.61	5.84	6.03	6.29	6.39	6.29	5.98
4800				3.77	4.17	4.36	4.54	4.72	4.89	5.21	5.50	5.75	5.97	6.14	6.35	6.37	6.17	5.73
5000				3.90	4.31	4.51	4.69	4.87	5.04	5.36	5.64	5.88	6.08	6.23	6.38	6.31	6.00	5.41
5200				4.04	4.45	4.65	4.84	5.02	5.19	5.50	5.77	6.00	6.18	6.30	6.38	6.22	5.78	5.03
5400				4.17	4.59	4.79	4.98	5.16	5.32	5.63	5.89	6.10	6.25	6.35	6.36	6.08	5.50	4.57
5600				4.29	4.72	4.92	5.11	5.29	5.45	5.75	6.00	6.19	6.32	6.38	6.30	5.90	5.17	4.05
5800				4.42	4.85	5.05	5.24	5.41	5.58	5.86	6.09	6.26	6.36	6.39	6.21	5.68	4.77	3.44
6000				4.54	4.98	5.17	5.36	5.53	5.69	5.97	6.18	6.32	6.38	6.37	6.08	5.41	4.32	2.76

Use this sprocket and rpm only if required to obtain speed ratio or to meet diameter limitations. See Engineering Section II-5, Sprocket Diameter — Speed, on page 178.

Sprocket surface speeds over 6,500 fpm; special pulleys are required. See Engineering Section II-5, Sprocket Diameter — Speed, on page 178.

H (0.500 Inch Pitch) PowerGrip® Power Rating Table — 0.75 Inch Belt Width

RPM of Faster Shaft	Rated Horsepower for Small Sprocket (Number of Grooves and Pitch Diameter, Inches)															
	14H 2.228	16H 2.546	18H 2.865	19H 3.024	20H 3.183	21H 3.342	22H 3.501	24H 3.820	26H 4.138	28H 4.456	30H 4.775	32H 5.093	36H 5.730	40H 6.366	44H 7.003	48H 7.639
725	1.26	1.44	1.62	1.71	1.80	1.89	1.98	2.16	2.34	2.52	2.70	2.88	3.23	3.59	3.94	4.29
870	1.52	1.73	1.95	2.06	2.16	2.27	2.38	2.59	2.81	3.02	3.23	3.44	3.87	4.29	4.71	5.12
950	1.66	1.89	2.13	2.24	2.36	2.48	2.59	2.83	3.06	3.29	3.53	3.76	4.22	4.67	5.12	5.57
1160	2.02	2.31	2.59	2.73	2.88	3.02	3.16	3.44	3.73	4.01	4.29	4.57	5.12	5.67	6.20	6.74
1425		2.83	3.18	3.35	3.53	3.70	3.87	4.22	4.56	4.90	5.24	5.57	6.23	6.88	7.52	8.15
1750		3.46	3.89	4.10	4.31	4.52	4.73	5.15	5.56	5.97	6.37	6.77	7.56	8.32	9.05	9.76
2850			6.23	6.56	6.88	7.21	7.52	8.15	8.75	9.34	9.91	10.5	11.5	12.4	13.3	14.0
3450			7.46	7.84	8.21	8.58	8.94	9.64	10.3	11.0	11.6	12.2	13.2	14.1	14.7	15.2
100	0.17	0.20	0.22	0.24	0.25	0.26	0.27	0.30	0.32	0.35	0.37	0.40	0.45	0.50	0.55	0.60
200	0.35	0.40	0.45	0.47	0.50	0.52	0.55	0.60	0.65	0.70	0.75	0.80	0.90	1.00	1.10	1.20
300	0.52	0.60	0.67	0.71	0.75	0.79	0.82	0.90	0.97	1.05	1.12	1.20	1.34	1.49	1.64	1.79
400	0.70	0.80	0.90	0.95	1.00	1.05	1.10	1.20	1.30	1.39	1.49	1.59	1.79	1.99	2.19	2.39
500	0.87	1.00	1.12	1.18	1.25	1.31	1.37	1.49	1.62	1.74	1.87	1.99	2.24	2.48	2.73	2.98
600	1.05	1.20	1.34	1.42	1.49	1.57	1.64	1.79	1.94	2.09	2.24	2.39	2.68	2.98	3.27	3.56
700	1.22	1.39	1.57	1.66	1.74	1.83	1.92	2.09	2.26	2.43	2.61	2.78	3.12	3.46	3.80	4.14
800	1.39	1.59	1.79	1.89	1.99	2.09	2.19	2.39	2.58	2.78	2.98	3.17	3.56	3.95	4.34	4.72
900	1.57	1.79	2.01	2.13	2.24	2.35	2.46	2.68	2.90	3.12	3.34	3.56	4.00	4.43	4.86	5.29
1000	1.74	1.99	2.24	2.36	2.48	2.61	2.73	2.98	3.22	3.46	3.71	3.95	4.43	4.91	5.38	5.85
1100	1.92	2.19	2.46	2.59	2.73	2.87	3.00	3.27	3.54	3.80	4.07	4.34	4.86	5.38	5.90	6.41
1200		2.39	2.68	2.83	2.98	3.12	3.27	3.56	3.85	4.14	4.43	4.72	5.29	5.85	6.41	6.95
1300		2.58	2.90	3.06	3.22	3.38	3.54	3.85	4.17	4.48	4.79	5.10	5.71	6.31	6.91	7.49
1400		2.78	3.12	3.29	3.46	3.63	3.80	4.14	4.48	4.82	5.15	5.48	6.13	6.77	7.40	8.02
1500		2.98	3.34	3.53	3.71	3.89	4.07	4.43	4.79	5.15	5.50	5.85	6.54	7.22	7.88	8.53
1600		3.17	3.56	3.76	3.95	4.14	4.34	4.72	5.10	5.48	5.85	6.22	6.95	7.67	8.36	9.03
1700		3.37	3.78	3.99	4.19	4.40	4.60	5.01	5.41	5.81	6.20	6.59	7.36	8.10	8.83	9.52
1800		3.56	4.00	4.22	4.43	4.65	4.86	5.29	5.71	6.13	6.54	6.95	7.75	8.53	9.28	10.0
1900		3.76	4.22	4.44	4.67	4.90	5.12	5.57	6.01	6.45	6.88	7.31	8.15	8.95	9.72	10.5
2000		3.95	4.43	4.67	4.91	5.15	5.38	5.85	6.31	6.77	7.22	7.67	8.53	9.36	10.2	10.9
2100			4.65	4.90	5.15	5.40	5.64	6.13	6.61	7.09	7.56	8.02	8.91	9.76	10.6	11.3
2200			4.86	5.12	5.38	5.64	5.90	6.41	6.91	7.40	7.88	8.36	9.28	10.2	11.0	11.8
2300			5.08	5.35	5.62	5.89	6.15	6.68	7.20	7.71	8.21	8.70	9.64	10.5	11.4	12.2
2400			5.29	5.57	5.85	6.13	6.41	6.95	7.49	8.02	8.53	9.03	10.0	10.9	11.8	12.5
2500			5.50	5.79	6.08	6.37	6.66	7.22	7.78	8.32	8.85	9.36	10.3	11.3	12.1	12.9
2600			5.71	6.01	6.31	6.61	6.91	7.49	8.06	8.62	9.16	9.68	10.7	11.6	12.5	13.2
2800			6.13	6.45	6.77	7.09	7.40	8.02	8.62	9.20	9.76	10.3	11.3	12.3	13.1	13.9
3000			6.54	6.88	7.22	7.56	7.88	8.53	9.16	9.76	10.3	10.9	12.0	12.9	13.7	14.4
3200			6.95	7.31	7.67	8.02	8.36	9.03	9.68	10.3	10.9	11.5	12.5	13.5	14.2	14.8
3400			7.36	7.73	8.10	8.47	8.83	9.52	10.2	10.8	11.4	12.0	13.1	14.0	14.7	15.2
3600					8.53	8.91	9.28	10.0	10.7	11.3	12.0	12.5	13.6	14.4	15.0	15.4
3800					8.95	9.34	9.72	10.5	11.2	11.8	12.4	13.0	14.0	14.8	15.3	15.5
4000					9.36	9.76	10.2	10.9	11.6	12.3	12.9	13.5	14.4	15.1	15.4	15.5
4200					9.76	10.2	10.6	11.3	12.1	12.7	13.3	13.9	14.7	15.3	15.5	15.4
4400					10.2	10.6	11.0	11.8	12.5	13.1	13.7	14.2	15.0	15.4	15.5	15.1
4600					10.5	11.0	11.4	12.2	12.9	13.5	14.1	14.5	15.2	15.5	15.3	14.7
4800					10.9	11.3	11.8	12.5	13.2	13.9	14.4	14.8	15.4	15.5	15.1	14.1
5000					11.3	11.7	12.1	12.9	13.6	14.2	14.7	15.1	15.5	15.4	14.7	13.4
5200					11.6	12.1	12.5	13.2	13.9	14.5	14.9	15.2	15.5	15.2	14.2	
5400					12.0	12.4	12.8	13.6	14.2	14.7	15.1	15.4	15.5	14.9	13.6	
5600					12.3	12.7	13.1	13.9	14.5	14.9	15.3	15.5	15.4	14.5		
5800					12.6	13.0	13.4	14.1	14.7	15.1	15.4	15.5	15.2	14.0		
6000					12.9	13.3	13.7	14.4	14.9	15.3	15.5	15.5	14.9	13.4		

Use this sprocket and rpm only if required to obtain speed ratio or to meet diameter limitations. See Engineering Section II-5, Sprocket Diameter — Speed, on page 178.

Sprocket surface speeds over 6,500 fpm; special pulleys are required. See Engineering Section II-5, Sprocket Diameter — Speed, on page 178.

H (0.500 Inch Pitch) PowerGrip® Power Rating Table — 1.00 Inch Belt Width

RPM of Faster Shaft	Rated Horsepower for Small Sprocket (Number of Grooves and Pitch Diameter, Inches)															
	14H 2.228	16H 2.546	18H 2.865	19H 3.024	20H 3.183	21H 3.342	22H 3.501	24H 3.820	26H 4.138	28H 4.456	30H 4.775	32H 5.093	36H 5.730	40H 6.366	44H 7.003	48H 7.639
725	1.75	1.99	2.24	2.37	2.49	2.62	2.74	2.99	3.23	3.48	3.73	3.97	4.46	4.95	5.44	5.92
870	2.09	2.39	2.69	2.84	2.99	3.14	3.28	3.58	3.88	4.17	4.46	4.76	5.34	5.92	6.50	7.07
950	2.29	2.61	2.94	3.10	3.26	3.42	3.58	3.91	4.23	4.55	4.87	5.19	5.82	6.45	7.08	7.69
1160	2.79	3.18	3.58	3.78	3.97	4.17	4.37	4.76	5.15	5.54	5.92	6.31	7.07	7.82	8.57	9.30
1425		3.91	4.39	4.63	4.87	5.11	5.35	5.82	6.29	6.76	7.23	7.69	8.61	9.51	10.4	11.2
1750		4.78	5.37	5.66	5.95	6.24	6.53	7.11	7.68	8.24	8.80	9.35	10.4	11.5	12.5	13.5
2850			8.61	9.06	9.51	9.95	10.4	11.2	12.1	12.9	13.7	14.5	15.9	17.2	18.3	19.3
3450			10.3	10.8	11.3	11.8	12.3	13.3	14.3	15.1	16.0	16.8	18.2	19.4	20.4	21.0
100	0.24	0.28	0.31	0.33	0.34	0.36	0.38	0.41	0.45	0.48	0.52	0.55	0.62	0.69	0.76	0.83
200	0.48	0.55	0.62	0.65	0.69	0.72	0.76	0.83	0.89	0.96	1.03	1.10	1.24	1.38	1.51	1.65
300	0.72	0.83	0.93	0.98	1.03	1.08	1.14	1.24	1.34	1.45	1.55	1.65	1.86	2.06	2.27	2.47
400	0.96	1.10	1.24	1.31	1.38	1.45	1.51	1.65	1.79	1.93	2.06	2.20	2.47	2.75	3.02	3.29
500	1.20	1.38	1.55	1.63	1.72	1.81	1.89	2.06	2.23	2.41	2.58	2.75	3.09	3.43	3.77	4.11
600	1.45	1.65	1.86	1.96	2.06	2.17	2.27	2.47	2.68	2.88	3.09	3.29	3.70	4.11	4.51	4.92
700	1.69	1.93	2.17	2.29	2.41	2.53	2.65	2.88	3.12	3.36	3.60	3.84	4.31	4.78	5.25	5.72
800	1.93	2.20	2.47	2.61	2.75	2.88	3.02	3.29	3.57	3.84	4.11	4.38	4.92	5.46	5.99	6.52
900	2.17	2.47	2.78	2.94	3.09	3.24	3.40	3.70	4.01	4.31	4.62	4.92	5.52	6.12	6.72	7.30
1000	2.41	2.75	3.09	3.26	3.43	3.60	3.77	4.11	4.45	4.78	5.12	5.46	6.12	6.78	7.43	8.08
1100	2.65	3.02	3.40	3.58	3.77	3.96	4.14	4.51	4.89	5.25	5.62	5.99	6.72	7.43	8.15	8.85
1200		3.29	3.70	3.91	4.11	4.31	4.51	4.92	5.32	5.72	6.12	6.52	7.30	8.08	8.85	9.60
1300		3.57	4.01	4.23	4.45	4.67	4.89	5.32	5.76	6.19	6.62	7.04	7.89	8.72	9.54	10.3
1400		3.84	4.31	4.55	4.78	5.02	5.25	5.72	6.19	6.65	7.11	7.56	8.47	9.35	10.2	11.1
1500		4.11	4.62	4.87	5.12	5.37	5.62	6.12	6.62	7.11	7.60	8.08	9.04	9.97	10.9	11.8
1600		4.38	4.92	5.19	5.46	5.72	5.99	6.52	7.04	7.56	8.08	8.59	9.60	10.6	11.5	12.5
1700		4.65	5.22	5.51	5.79	6.07	6.35	6.91	7.47	8.02	8.56	9.10	10.2	11.2	12.2	13.2
1800		4.92	5.52	5.82	6.12	6.42	6.72	7.30	7.89	8.47	9.04	9.60	10.7	11.8	12.8	13.8
1900		5.19	5.82	6.14	6.45	6.76	7.08	7.69	8.31	8.91	9.51	10.1	11.2	12.4	13.4	14.5
2000		5.46	6.12	6.45	6.78	7.11	7.43	8.08	8.72	9.35	9.97	10.6	11.8	12.9	14.0	15.1
2100			6.42	6.76	7.11	7.45	7.79	8.47	9.13	9.79	10.4	11.1	12.3	13.5	14.6	15.7
2200			6.72	7.08	7.43	7.79	8.15	8.85	9.54	10.2	10.9	11.5	12.8	14.0	15.2	16.2
2300			7.01	7.39	7.76	8.13	8.50	9.23	9.94	10.6	11.3	12.0	13.3	14.6	15.7	16.8
2400			7.30	7.69	8.08	8.47	8.85	9.60	10.3	11.1	11.8	12.5	13.8	15.1	16.2	17.3
2500			7.60	8.00	8.40	8.80	9.19	9.97	10.7	11.5	12.2	12.9	14.3	15.6	16.7	17.8
2600			7.89	8.31	8.72	9.13	9.54	10.3	11.1	11.9	12.6	13.4	14.8	16.1	17.2	18.3
2800			8.47	8.91	9.35	9.79	10.2	11.1	11.9	12.7	13.5	14.2	15.7	17.0	18.1	19.1
3000			9.04	9.51	9.97	10.4	10.9	11.8	12.6	13.5	14.3	15.1	16.5	17.8	18.9	19.9
3200			9.60	10.1	10.6	11.1	11.5	12.5	13.4	14.2	15.1	15.9	17.3	18.6	19.6	20.5
3400			10.2	10.7	11.2	11.7	12.2	13.2	14.1	15.0	15.8	16.6	18.0	19.3	20.2	20.9
3600					11.8	12.3	12.8	13.8	14.8	15.7	16.5	17.3	18.7	19.9	20.7	21.2
3800					12.4	12.9	13.4	14.5	15.4	16.3	17.2	18.0	19.3	20.4	21.1	21.4
4000					12.9	13.5	14.0	15.1	16.1	17.0	17.8	18.6	19.9	20.8	21.3	21.4
4200					13.5	14.1	14.6	15.7	16.7	17.6	18.4	19.1	20.3	21.1	21.4	21.2
4400					14.0	14.6	15.2	16.2	17.2	18.1	18.9	19.6	20.7	21.3	21.4	20.8
4600					14.6	15.1	15.7	16.8	17.8	18.7	19.4	20.1	21.0	21.4	21.2	20.3
4800					15.1	15.7	16.2	17.3	18.3	19.1	19.9	20.5	21.2	21.4	20.8	19.5
5000					15.6	16.2	16.7	17.8	18.8	19.6	20.3	20.8	21.4	21.2	20.3	18.5
5200					16.1	16.7	17.2	18.3	19.2	20.0	20.6	21.1	21.4	21.0	19.6	
5400					16.5	17.1	17.7	18.7	19.6	20.3	20.9	21.2	21.4	20.6	18.8	
5600					17.0	17.6	18.1	19.1	20.0	20.6	21.1	21.4	21.2	20.0		
5800					17.4	18.0	18.5	19.5	20.3	20.9	21.3	21.4	20.9	19.4		
6000					17.8	18.4	18.9	19.9	20.6	21.1	21.4	21.4	20.6	18.5		

Use this sprocket and rpm only if required to obtain speed ratio or to meet diameter limitations. See Engineering Section II-5, Sprocket Diameter — Speed, on page 178.

Sprocket surface speeds over 6,500 fpm; special pulleys are required. See Engineering Section II-5, Sprocket Diameter — Speed, on page 178.

H (0.500 Inch Pitch) PowerGrip® Power Rating Table — 1.50 Inch Belt Width

RPM of Faster Shaft	Rated Horsepower for Small Sprocket (Number of Grooves and Pitch Diameter, Inches)															
	14H 2.228	16H 2.546	18H 2.865	19H 3.024	20H 3.183	21H 3.342	22H 3.501	24H 3.820	26H 4.138	28H 4.456	30H 4.775	32H 5.093	36H 5.730	40H 6.366	44H 7.003	48H 7.639
725	2.71	3.09	3.48	3.67	3.87	4.06	4.25	4.63	5.02	5.40	5.78	6.17	6.93	7.68	8.44	9.19
870	3.25	3.71	4.17	4.40	4.63	4.87	5.10	5.55	6.01	6.47	6.93	7.38	8.29	9.19	10.1	11.0
950	3.55	4.05	4.56	4.81	5.06	5.31	5.56	6.06	6.56	7.06	7.55	8.05	9.03	10.0	11.0	11.9
1160	4.33	4.94	5.55	5.86	6.17	6.47	6.77	7.38	7.99	8.59	9.19	9.79	11.0	12.1	13.3	14.4
1425		6.06	6.81	7.18	7.55	7.93	8.30	9.03	9.77	10.5	11.2	11.9	13.4	14.8	16.1	17.5
1750		7.42	8.34	8.79	9.24	9.69	10.1	11.0	11.9	12.8	13.7	14.5	16.2	17.8	19.4	20.9
2850			13.4	14.1	14.8	15.4	16.1	17.5	18.8	20.0	21.2	22.4	24.6	26.7	28.5	30.0
3450			16.0	16.8	17.6	18.4	19.2	20.7	22.1	23.5	24.8	26.1	28.3	30.1	31.6	32.6
100	0.37	0.43	0.48	0.51	0.53	0.56	0.59	0.64	0.69	0.75	0.80	0.85	0.96	1.07	1.18	1.28
200	0.75	0.85	0.96	1.01	1.07	1.12	1.18	1.28	1.39	1.50	1.60	1.71	1.92	2.14	2.35	2.56
300	1.12	1.28	1.44	1.52	1.60	1.68	1.76	1.92	2.08	2.24	2.40	2.56	2.88	3.20	3.52	3.84
400	1.50	1.71	1.92	2.03	2.14	2.24	2.35	2.56	2.78	2.99	3.20	3.41	3.84	4.26	4.69	5.11
500	1.87	2.14	2.40	2.54	2.67	2.80	2.94	3.20	3.47	3.73	4.00	4.26	4.79	5.32	5.85	6.38
600	2.24	2.56	2.88	3.04	3.20	3.36	3.52	3.84	4.16	4.48	4.79	5.11	5.74	6.38	7.01	7.63
700	2.62	2.99	3.36	3.55	3.73	3.92	4.10	4.48	4.85	5.22	5.59	5.96	6.69	7.42	8.15	8.88
800	2.99	3.41	3.84	4.05	4.26	4.48	4.69	5.11	5.53	5.96	6.38	6.80	7.63	8.46	9.29	10.1
900	3.36	3.84	4.32	4.56	4.79	5.03	5.27	5.74	6.22	6.69	7.16	7.63	8.57	9.50	10.4	11.3
1000	3.73	4.26	4.79	5.06	5.32	5.59	5.85	6.38	6.90	7.42	7.95	8.46	9.50	10.5	11.5	12.5
1100	4.10	4.69	5.27	5.56	5.85	6.14	6.43	7.01	7.58	8.15	8.72	9.29	10.4	11.5	12.6	13.7
1200		5.11	5.74	6.06	6.38	6.69	7.01	7.63	8.26	8.88	9.50	10.1	11.3	12.5	13.7	14.9
1300		5.53	6.22	6.56	6.90	7.24	7.58	8.26	8.93	9.60	10.3	10.9	12.2	13.5	14.8	16.0
1400		5.96	6.69	7.06	7.42	7.79	8.15	8.88	9.60	10.3	11.0	11.7	13.1	14.5	15.9	17.2
1500		6.38	7.16	7.55	7.95	8.34	8.72	9.50	10.3	11.0	11.8	12.5	14.0	15.5	16.9	18.3
1600		6.80	7.63	8.05	8.46	8.88	9.29	10.1	10.9	11.7	12.5	13.3	14.9	16.4	17.9	19.4
1700		7.21	8.10	8.54	8.98	9.42	9.86	10.7	11.6	12.4	13.3	14.1	15.8	17.4	18.9	20.4
1800		7.63	8.57	9.03	9.50	9.96	10.4	11.3	12.2	13.1	14.0	14.9	16.6	18.3	19.9	21.4
1900		8.05	9.03	9.52	10.0	10.5	11.0	11.9	12.9	13.8	14.8	15.7	17.5	19.2	20.8	22.4
2000		8.46	9.50	10.0	10.5	11.0	11.5	12.5	13.5	14.5	15.5	16.4	18.3	20.1	21.8	23.4
2100			9.96	10.5	11.0	11.6	12.1	13.1	14.2	15.2	16.2	17.2	19.1	20.9	22.7	24.3
2200			10.4	11.0	11.5	12.1	12.6	13.7	14.8	15.9	16.9	17.9	19.9	21.8	23.5	25.2
2300			10.9	11.5	12.0	12.6	13.2	14.3	15.4	16.5	17.6	18.6	20.7	22.6	24.4	26.1
2400			11.3	11.9	12.5	13.1	13.7	14.9	16.0	17.2	18.3	19.4	21.4	23.4	25.2	26.9
2500			11.8	12.4	13.0	13.7	14.3	15.5	16.7	17.8	19.0	20.1	22.2	24.2	26.0	27.6
2600			12.2	12.9	13.5	14.2	14.8	16.0	17.3	18.5	19.6	20.8	22.9	24.9	26.7	28.4
2800			13.1	13.8	14.5	15.2	15.9	17.2	18.5	19.7	20.9	22.1	24.3	26.3	28.1	29.7
3000			14.0	14.8	15.5	16.2	16.9	18.3	19.6	20.9	22.2	23.4	25.6	27.6	29.4	30.8
3200			14.9	15.7	16.4	17.2	17.9	19.4	20.8	22.1	23.4	24.6	26.9	28.8	30.5	31.8
3400			15.8	16.6	17.4	18.1	18.9	20.4	21.8	23.2	24.5	25.8	28.0	29.9	31.4	32.5
3600					18.3	19.1	19.9	21.4	22.9	24.3	25.6	26.9	29.1	30.8	32.1	33.0
3800					19.2	20.0	20.8	22.4	23.9	25.3	26.7	27.9	30.0	31.6	32.7	33.2
4000					20.1	20.9	21.8	23.4	24.9	26.3	27.6	28.8	30.8	32.3	33.1	33.2
4200					20.9	21.8	22.7	24.3	25.8	27.3	28.5	29.7	31.5	32.8	33.2	32.9
4400					21.8	22.7	23.5	25.2	26.7	28.1	29.4	30.5	32.1	33.1	33.2	32.3
4600					22.6	23.5	24.4	26.1	27.6	28.9	30.1	31.2	32.6	33.2	32.9	31.4
4800					23.4	24.3	25.2	26.9	28.4	29.7	30.8	31.8	33.0	33.2	32.3	30.3
5000					24.2	25.1	26.0	27.6	29.1	30.4	31.4	32.3	33.2	33.0	31.5	28.8
5200					24.9	25.8	26.7	28.4	29.8	31.0	32.0	32.7	33.2	32.5	30.5	
5400					25.6	26.6	27.4	29.1	30.4	31.5	32.4	33.0	33.1	31.9	29.2	
5600					26.3	27.3	28.1	29.7	31.0	32.0	32.8	33.2	32.9	31.1		
5800					27.0	27.9	28.8	30.3	31.5	32.4	33.0	33.2	32.5	30.0		
6000					27.6	28.5	29.4	30.8	32.0	32.8	33.2	33.2	31.9	28.8		

Use this sprocket and rpm only if required to obtain speed ratio or to meet diameter limitations. See Engineering Section II-5, Sprocket Diameter — Speed, on page 178.

Sprocket surface speeds over 6,500 fpm; special pulleys are required. See Engineering Section II-5, Sprocket Diameter — Speed, on page 178.

H (0.500 Inch Pitch) PowerGrip® Power Rating Table — 2.00 Inch Belt Width

RPM of Faster Shaft	Rated Horsepower for Small Sprocket (Number of Grooves and Pitch Diameter, Inches)															
	14H 2.228	16H 2.546	18H 2.865	19H 3.024	20H 3.183	21H 3.342	22H 3.501	24H 3.820	26H 4.138	28H 4.456	30H 4.775	32H 5.093	36H 5.730	40H 6.366	44H 7.003	48H 7.639
725	3.79	4.33	4.87	5.14	5.41	5.68	5.95	6.49	7.03	7.56	8.10	8.63	9.70	10.8	11.8	12.9
870	4.55	5.20	5.84	6.17	6.49	6.81	7.13	7.78	8.42	9.06	9.70	10.3	11.6	12.9	14.1	15.4
950	4.97	5.67	6.38	6.73	7.08	7.43	7.78	8.48	9.18	9.88	10.6	11.3	12.6	14.0	15.4	16.7
1160	6.06	6.92	7.78	8.20	8.63	9.06	9.48	10.3	11.2	12.0	12.9	13.7	15.4	17.0	18.6	20.2
1425		8.48	9.53	10.1	10.6	11.1	11.6	12.6	13.7	14.7	15.7	16.7	18.7	20.7	22.6	24.4
1750		10.4	11.7	12.3	12.9	13.6	14.2	15.4	16.7	17.9	19.1	20.3	22.7	25.0	27.2	29.3
2850			18.7	19.7	20.7	21.6	22.6	24.4	26.3	28.0	29.7	31.4	34.5	37.3	39.8	42.0
3450			22.4	23.5	24.6	25.7	26.8	28.9	31.0	32.9	34.7	36.5	39.6	42.2	44.2	45.7
100	0.52	0.60	0.67	0.71	0.75	0.79	0.82	0.90	0.97	1.05	1.12	1.20	1.35	1.50	1.65	1.79
200	1.05	1.20	1.35	1.42	1.50	1.57	1.65	1.79	1.94	2.09	2.24	2.39	2.69	2.99	3.29	3.59
300	1.57	1.79	2.02	2.13	2.24	2.36	2.47	2.69	2.92	3.14	3.36	3.59	4.03	4.48	4.93	5.37
400	2.09	2.39	2.69	2.84	2.99	3.14	3.29	3.59	3.89	4.18	4.48	4.78	5.37	5.97	6.56	7.16
500	2.62	2.99	3.36	3.55	3.74	3.92	4.11	4.48	4.85	5.23	5.60	5.97	6.71	7.45	8.19	8.93
600	3.14	3.59	4.03	4.26	4.48	4.71	4.93	5.37	5.82	6.27	6.71	7.16	8.04	8.93	9.81	10.7
700	3.66	4.18	4.71	4.97	5.23	5.49	5.75	6.27	6.79	7.30	7.82	8.34	9.37	10.4	11.4	12.4
800	4.18	4.78	5.37	5.67	5.97	6.27	6.56	7.16	7.75	8.34	8.93	9.51	10.7	11.9	13.0	14.2
900	4.71	5.37	6.04	6.38	6.71	7.04	7.38	8.04	8.71	9.37	10.0	10.7	12.0	13.3	14.6	15.9
1000	5.23	5.97	6.71	7.08	7.45	7.82	8.19	8.93	9.66	10.4	11.1	11.9	13.3	14.7	16.2	17.6
1100	5.75	6.56	7.38	7.78	8.19	8.60	9.00	9.81	10.6	11.4	12.2	13.0	14.6	16.2	17.7	19.2
1200		7.16	8.04	8.48	8.93	9.37	9.81	10.7	11.6	12.4	13.3	14.2	15.9	17.6	19.2	20.9
1300		7.75	8.71	9.18	9.66	10.1	10.6	11.6	12.5	13.4	14.4	15.3	17.1	18.9	20.7	22.5
1400		8.34	9.37	9.88	10.4	10.9	11.4	12.4	13.4	14.4	15.4	16.4	18.4	20.3	22.2	24.0
1500		8.93	10.0	10.6	11.1	11.7	12.2	13.3	14.4	15.4	16.5	17.6	19.6	21.7	23.7	25.6
1600		9.51	10.7	11.3	11.9	12.4	13.0	14.2	15.3	16.4	17.6	18.7	20.9	23.0	25.1	27.1
1700		10.1	11.3	12.0	12.6	13.2	13.8	15.0	16.2	17.4	18.6	19.8	22.1	24.3	26.5	28.6
1800		10.7	12.0	12.6	13.3	13.9	14.6	15.9	17.1	18.4	19.6	20.9	23.3	25.6	27.8	30.0
1900		11.3	12.6	13.3	14.0	14.7	15.4	16.7	18.0	19.4	20.7	21.9	24.4	26.9	29.2	31.4
2000		11.9	13.3	14.0	14.7	15.4	16.2	17.6	18.9	20.3	21.7	23.0	25.6	28.1	30.5	32.7
2100			13.9	14.7	15.4	16.2	16.9	18.4	19.8	21.3	22.7	24.0	26.7	29.3	31.7	34.0
2200			14.6	15.4	16.2	16.9	17.7	19.2	20.7	22.2	23.7	25.1	27.8	30.5	33.0	35.3
2300			15.2	16.0	16.9	17.7	18.5	20.0	21.6	23.1	24.6	26.1	28.9	31.6	34.1	36.5
2400			15.9	16.7	17.6	18.4	19.2	20.9	22.5	24.0	25.6	27.1	30.0	32.7	35.3	37.6
2500			16.5	17.4	18.3	19.1	20.0	21.7	23.3	25.0	26.5	28.1	31.0	33.8	36.4	38.7
2600			17.1	18.0	18.9	19.8	20.7	22.5	24.2	25.8	27.5	29.1	32.1	34.9	37.4	39.7
2800			18.4	19.4	20.3	21.3	22.2	24.0	25.8	27.6	29.3	30.9	34.0	36.9	39.4	41.6
3000			19.6	20.7	21.7	22.7	23.7	25.6	27.5	29.3	31.0	32.7	35.9	38.7	41.1	43.2
3200			20.9	21.9	23.0	24.0	25.1	27.1	29.1	30.9	32.7	34.5	37.6	40.4	42.7	44.5
3400			22.1	23.2	24.3	25.4	26.5	28.6	30.6	32.5	34.3	36.1	39.2	41.9	44.0	45.5
3600					25.6	26.7	27.8	30.0	32.1	34.0	35.9	37.6	40.7	43.2	45.0	46.1
3800					26.9	28.0	29.2	31.4	33.5	35.5	37.3	39.0	42.0	44.3	45.8	46.5
4000					28.1	29.3	30.5	32.7	34.9	36.9	38.7	40.4	43.2	45.2	46.3	46.5
4200					29.3	30.5	31.7	34.0	36.2	38.2	40.0	41.6	44.2	45.9	46.5	46.1
4400					30.5	31.7	33.0	35.3	37.4	39.4	41.1	42.7	45.0	46.3	46.4	45.3
4600					31.6	32.9	34.1	36.5	38.6	40.5	42.2	43.6	45.7	46.5	46.0	44.0
4800					32.7	34.0	35.3	37.6	39.7	41.6	43.2	44.5	46.1	46.5	45.3	42.4
5000					33.8	35.1	36.4	38.7	40.8	42.5	44.0	45.2	46.4	46.2	44.1	40.3
5200					34.9	36.2	37.4	39.7	41.7	43.4	44.7	45.7	46.5	45.6	42.7	
5400					35.9	37.2	38.4	40.7	42.6	44.2	45.4	46.1	46.4	44.7	40.8	
5600					36.9	38.2	39.4	41.6	43.4	44.8	45.9	46.4	46.1	43.5		
5800					37.8	39.1	40.3	42.4	44.1	45.4	46.2	46.5	45.5	42.0		
6000					38.7	40.0	41.1	43.2	44.7	45.9	46.4	46.5	44.7	40.3		

Use this sprocket and rpm only if required to obtain speed ratio or to meet diameter limitations. See Engineering Section II-5, Sprocket Diameter — Speed, on page 178.

Sprocket surface speeds over 6,500 fpm; special pulleys are required. See Engineering Section II-5, Sprocket Diameter — Speed, on page 178.

H (0.500 Inch Pitch) PowerGrip® Power Rating Table — 3.00 Inch Belt Width

RPM of Faster Shaft	Rated Horsepower for Small Sprocket (Number of Grooves and Pitch Diameter, Inches)															
	14H 2.228	16H 2.546	18H 2.865	19H 3.024	20H 3.183	21H 3.342	22H 3.501	24H 3.820	26H 4.138	28H 4.456	30H 4.775	32H 5.093	36H 5.730	40H 6.366	44H 7.003	48H 7.639
725	6.02	6.88	7.73	8.16	8.59	9.02	9.45	10.3	11.2	12.0	12.9	13.7	15.4	17.1	18.8	20.4
870	7.22	8.25	9.27	9.79	10.3	10.8	11.3	12.3	13.4	14.4	15.4	16.4	18.4	20.4	22.4	24.4
950	7.88	9.00	10.1	10.7	11.2	11.8	12.4	13.5	14.6	15.7	16.8	17.9	20.1	22.2	24.4	26.5
1160	9.62	11.0	12.3	13.0	13.7	14.4	15.1	16.4	17.7	19.1	20.4	21.7	24.4	27.0	29.5	32.1
1425		13.5	15.1	16.0	16.8	17.6	18.4	20.1	21.7	23.3	24.9	26.5	29.7	32.8	35.8	38.8
1750		16.5	18.5	19.5	20.5	21.5	22.5	24.5	26.5	28.4	30.3	32.2	36.0	39.6	43.1	46.5
2850			29.7	31.2	32.8	34.3	35.8	38.8	41.7	44.5	47.2	49.8	54.8	59.3	63.2	66.7
3450			35.5	37.3	39.1	40.8	42.6	45.9	49.1	52.2	55.1	57.9	62.8	67.0	70.2	72.5
100	0.83	0.95	1.07	1.13	1.19	1.25	1.31	1.42	1.54	1.66	1.78	1.90	2.14	2.37	2.61	2.85
200	1.66	1.90	2.14	2.26	2.37	2.49	2.61	2.85	3.09	3.32	3.56	3.80	4.27	4.75	5.22	5.69
300	2.49	2.85	3.20	3.38	3.56	3.74	3.92	4.27	4.63	4.98	5.34	5.69	6.40	7.11	7.82	8.53
400	3.32	3.80	4.27	4.51	4.75	4.98	5.22	5.69	6.17	6.64	7.11	7.59	8.53	9.48	10.4	11.4
500	4.15	4.75	5.34	5.63	5.93	6.23	6.52	7.11	7.70	8.30	8.89	9.48	10.7	11.8	13.0	14.2
600	4.98	5.69	6.40	6.76	7.11	7.47	7.82	8.53	9.24	9.95	10.7	11.4	12.8	14.2	15.6	17.0
700	5.81	6.64	7.47	7.88	8.30	8.71	9.12	9.95	10.8	11.6	12.4	13.2	14.9	16.5	18.1	19.7
800	6.64	7.59	8.53	9.00	9.48	9.95	10.4	11.4	12.3	13.2	14.2	15.1	17.0	18.8	20.6	22.5
900	7.47	8.53	9.59	10.1	10.7	11.2	11.7	12.8	13.8	14.9	15.9	17.0	19.0	21.1	23.2	25.2
1000	8.30	9.48	10.7	11.2	11.8	12.4	13.0	14.2	15.3	16.5	17.7	18.8	21.1	23.4	25.6	27.9
1100	9.12	10.4	11.7	12.4	13.0	13.6	14.3	15.6	16.8	18.1	19.4	20.6	23.2	25.6	28.1	30.5
1200		11.4	12.8	13.5	14.2	14.9	15.6	17.0	18.3	19.7	21.1	22.5	25.2	27.9	30.5	33.1
1300		12.3	13.8	14.6	15.3	16.1	16.8	18.3	19.8	21.3	22.8	24.3	27.2	30.1	32.9	35.7
1400		13.2	14.9	15.7	16.5	17.3	18.1	19.7	21.3	22.9	24.5	26.1	29.2	32.2	35.2	38.2
1500		14.2	15.9	16.8	17.7	18.5	19.4	21.1	22.8	24.5	26.2	27.9	31.2	34.4	37.5	40.6
1600		15.1	17.0	17.9	18.8	19.7	20.6	22.5	24.3	26.1	27.9	29.6	33.1	36.5	39.8	43.0
1700		16.0	18.0	19.0	20.0	20.9	21.9	23.8	25.7	27.6	29.5	31.4	35.0	38.6	42.0	45.4
1800		17.0	19.0	20.1	21.1	22.1	23.2	25.2	27.2	29.2	31.2	33.1	36.9	40.6	44.2	47.6
1900		17.9	20.1	21.2	22.2	23.3	24.4	26.5	28.6	30.7	32.8	34.8	38.8	42.6	46.3	49.8
2000		18.8	21.1	22.2	23.4	24.5	25.6	27.9	30.1	32.2	34.4	36.5	40.6	44.6	48.4	52.0
2100			22.1	23.3	24.5	25.7	26.9	29.2	31.5	33.8	36.0	38.2	42.4	46.5	50.4	54.0
2200			23.2	24.4	25.6	26.9	28.1	30.5	32.9	35.2	37.5	39.8	44.2	48.4	52.3	56.0
2300			24.2	25.5	26.8	28.0	29.3	31.8	34.3	36.7	39.1	41.4	45.9	50.2	54.2	57.9
2400			25.2	26.5	27.9	29.2	30.5	33.1	35.7	38.2	40.6	43.0	47.6	52.0	56.0	59.7
2500			26.2	27.6	29.0	30.3	31.7	34.4	37.0	39.6	42.1	44.6	49.3	53.7	57.7	61.4
2600			27.2	28.6	30.1	31.5	32.9	35.7	38.4	41.0	43.6	46.1	50.9	55.3	59.4	63.0
2800			29.2	30.7	32.2	33.8	35.2	38.2	41.0	43.8	46.5	49.1	54.0	58.5	62.5	66.0
3000			31.2	32.8	34.4	36.0	37.5	40.6	43.6	46.5	49.3	52.0	57.0	61.4	65.3	68.5
3200			33.1	34.8	36.5	38.2	39.8	43.0	46.1	49.1	52.0	54.7	59.7	64.1	67.7	70.6
3400			35.0	36.8	38.6	40.3	42.0	45.4	48.6	51.6	54.5	57.3	62.2	66.4	69.8	72.2
3600					40.6	42.4	44.2	47.6	50.9	54.0	57.0	59.7	64.6	68.5	71.4	73.3
3800					42.6	44.5	46.3	49.8	53.2	56.3	59.3	62.0	66.7	70.3	72.7	73.8
4000					44.6	46.5	48.4	52.0	55.3	58.5	61.4	64.1	68.5	71.7	73.5	73.7
4200					46.5	48.5	50.4	54.0	57.4	60.6	63.4	66.0	70.1	72.8	73.8	73.1
4400					48.4	50.4	52.3	56.0	59.4	62.5	65.3	67.7	71.4	73.5	73.7	71.8
4600					50.2	52.2	54.2	57.9	61.3	64.3	67.0	69.3	72.5	73.8	73.0	69.9
4800					52.0	54.0	56.0	59.7	63.0	66.0	68.5	70.6	73.3	73.7	71.8	67.3
5000					53.7	55.8	57.7	61.4	64.7	67.5	69.9	71.7	73.7	73.3	70.1	63.9
5200					55.3	57.4	59.4	63.0	66.2	68.9	71.0	72.6	73.8	72.3	67.7	
5400					57.0	59.0	61.0	64.6	67.6	70.1	72.0	73.3	73.6	70.9	64.8	
5600					58.5	60.6	62.5	66.0	68.9	71.2	72.8	73.7	73.1	69.1		
5800					60.0	62.0	63.9	67.3	70.0	72.1	73.3	73.8	72.2	66.7		
6000					61.4	63.4	65.3	68.5	71.0	72.8	73.7	73.7	70.9	63.9		

Use this sprocket and rpm only if required to obtain speed ratio or to meet diameter limitations. See Engineering Section II-5, Sprocket Diameter — Speed, on page 178.

Sprocket surface speeds over 6,500 fpm; special pulleys are required. See Engineering Section II-5, Sprocket Diameter — Speed, on page 178.

Introduction

Long Length synchronous belting is a cost effective, low maintenance drive alternative that is especially suited for linear movement and positioning applications. Long Length belting is available in a wide variety of belt pitches and constructions. Applications as diverse as automated door openers, product conveying systems, positioning devices, and office equipment are possible using the different pitches and constructions available.

Long Length Belting Designations

Poly Chain® GT® Carbon®, PowerGrip®, and Synchro-Power® long length belting is specified using width and pitch codes, a LL prefix, and omits the length code. An ST suffix may also be used to indicate a steel tensile cord construction. For example, 8mm pitch PowerGrip® GT2 belting, 50mm wide, with steel tensile cords, would be designated LL8MR50ST.

Long Length Belting Product Listing

Standard Long Length belting is available in 8mm and 14mm pitch Poly Chain® GT® Carbon™; 2mm, 3mm, 5mm, and 8mm PowerGrip® GT2; 3mm, 5mm, 8mm, and 14mm PowerGrip® HTD®; MXL, XL, L, and H PowerGrip® Timing. Available large pitch PowerGrip® Long Length belting is listed on the next page.

PowerGrip® GT®2 Long Length Belting

5mm-8mm Pitch - Fiberglass Tensile			
Part No.	Product No.	Width (mm)	Net wt./ft (lb)
LL5MR09	9396-0020	9	0.01
LL5MR15	9396-0052	15	0.01
LL8MR20	9396-0029	20	0.08
LL8MR30	9396-0030	30	0.13
LL8MR50	9396-0031	50	0.21
LL8MR85	9396-0032	85	0.36

5mm-8mm Pitch - Steel Tensile			
Part No.	Product No.	Width (mm)	Net wt./ft (lb)
LL5MR15ST	9396-10043	15	0.18
LL5MR25ST	9396-40417	25	0.23
LL8MR20ST	9396-10049	20	0.29
LL8MR30ST	9396-10050	30	0.37
LL8MR50ST	9396-40433	50	0.53

PowerGrip® HTD® Long Length Belting

5mm-8mm-14mm Pitch - Fiberglass Tensile			
Part No.	Product No.	Width (mm)	Net wt./ft (lb)
LL5M09	9308-0045	9	0.01
LL5M15	9308-0033	15	0.01
LL5M25	9308-0025	25	0.05
LL8M20	9308-0001	20	0.08
LL8M30	9308-0004	30	0.13
LL8M50	9308-0005	50	0.21
LL8M85	9308-0006	85	0.36
LL14M40	9308-10009	40	0.26
LL14M55	9308-10020	55	0.35
LL14M85	9308-10057	85	0.55

14mm Pitch - Steel Tensile			
Part No.	Product No.	Width (mm)	Net wt./ft (lb)
LL14M40ST	9308-10009	40	0.26
LL14M55ST	9308-10020	55	0.35
LL14M85ST	9308-10057	85	0.55

PowerGrip® Timing—Long Length Belting

1/5" Pitch (0.200"/XL)—Fiberglass Tensile			
Part No.	Product No.	Width (in)	Net wt./ft (lb)
LL025XL	9314-0001	1/4	0.01
LL037XL	9314-0002	3/8	0.01
LL050XL	9314-2012	1/2	0.03

1/5" Pitch (0.200"/XL)—Steel Tensile			
Part No.	Product No.	Width (in)	Net wt./ft (lb)
LL025XLST	9314-10028	1/4	0.06
LL037XLST	9314-10029	3/8	0.07
LL050XLST	9314-10030	1/2	0.08

3/8" Pitch (0.375"/L)—Fiberglass Tensile			
Part No.	Product No.	Width (in)	Net wt./ft (lb)
LL037L	9314-2089	3/8	0.02
LL050L	9314-0004	1/2	0.02
LL075L	9314-0007	3/4	0.04
LL100L	9314-0015	1	0.05

3/8" Pitch (0.375"/L)—Steel Tensile			
Part No.	Product No.	Width (in)	Net wt./ft (lb)
LL050LST	9314-10035	1/2	0.16
LL075LST	9314-10036	3/4	0.19

1/2" Pitch (0.500"/H)—Fiberglass Tensile			
Part No.	Product No.	Width (in)	Net wt./ft (lb)
LL050H	9314-0003	1/2	0.04
LL075H	9314-0006	3/4	0.06
LL100H	9314-0008	1	0.12
LL150H	9314-0017	1 1/2	0.12
LL200H	9314-0021	2	0.16
LL300H	9314-0025	3	0.24

1/2" Pitch (0.500")—Steel Tensile			
Part No.	Product No.	Width (in)	Net wt./ft (lb)
LL075HST	9314-10011	3/4	0.22
LL100HST	9314-10037	1	0.25

NOTE: Clamping plate hardware is available on a made-to-order basis. Contact Made-To-Order Metals.

Gates PowerGrip® Twin Power® Belts have teeth on both sides to provide synchronization from both driving surfaces. This configuration accommodates unique drive designs such as multipoint drives, shaft rotation reversal, and serpentine drives. Twin Power Belts are similar in construction to regular synchronous belts, including nylon-faced teeth on both sides.

Specifying Twin Power® Belts

PowerGrip Twin Power Belts are specified using the same code as standard PowerGrip belts, except that they include a TP prefix. Thus, a Twin Power PowerGrip GT®2 belt with 8mm pitch, 1600mm pitch length and 30mm width is specified as TP1600-8MGT-30. Similarly, a Twin Power PowerGrip Timing belt with an L pitch, 24" pitch length, and 1" width is specified as TP240L100. A listing of available sizes, both Stock and Standard/Non-stock, are shown below. Standard/Non-stock belts are not stocked products, but no minimum order quantity is required. Standard/Non-stock belts may require manufacturing lead time. Contact your local Gates representative for availability.

PowerGrip GT2 Twin Power belts are available in 3mm and 5mm pitches as Standard/Non-stock.

Twin Power Drive Selection

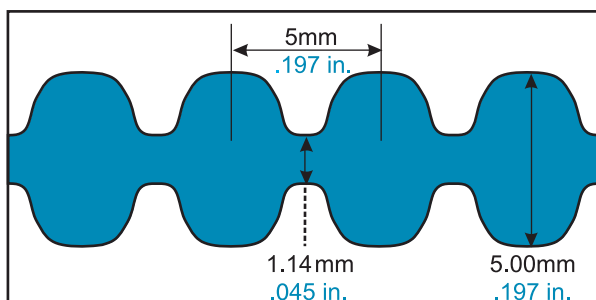
Gates Twin Power Belts can transmit 100% of their maximum rated load capacity from either side of the belt or in combination where the sum of the loads carried by both sides of the belt does not exceed the maximum rating of the belt. For example, a Twin Power Belt rated at 12 HP could be used with 50% of the maximum rated load on one side and 50% on the other; or 90% on one side and 10% on the other.

5mm Pitch PowerGrip® GT®2 Twin Power® Belt Lengths (Standard/Non-stock)

Part No.	Pitch Length		No. of Teeth
	(mm)	(in)	
TP5MR-400	400	15.75	80
TP5MR-425	425	16.73	85
TP5MR-450	450	17.72	90
TP5MR-500	500	19.69	100
TP5MR-535	535	21.06	107
TP5MR-565	565	22.24	113
TP5MR-575	575	22.64	115
TP5MR-580	580	22.83	116
TP5MR-600	600	23.62	120
TP5MR-625	625	24.61	125
TP5MR-650	650	25.59	130
TP5MR-700	700	27.56	140
TP5MR-710	710	27.95	142
TP5MR-740	740	29.13	148
TP5MR-745	745	29.33	149
TP5MR-750	750	29.53	150
TP5MR-765	765	30.12	153
TP5MR-790	790	31.10	158
TP5MR-800	800	31.50	160
TP5MR-815	815	32.09	163
TP5MR-830	830	32.68	166
TP5MR-835	835	32.87	167
TP5MR-850	850	33.46	170
TP5MR-870	870	34.25	174
TP5MR-890	890	35.04	178
TP5MR-900	900	35.43	180
TP5MR-925	925	36.42	185
TP5MR-950	950	37.40	190
TP5MR-975	975	38.39	195
TP5MR-985	985	38.78	197
TP5MR-1000	1000	39.37	200

Part No.	Pitch Length		No. of Teeth
	(mm)	(in)	
TP5MR-1050	1050	41.34	210
TP5MR-1115	1115	43.90	223
TP5MR-1125	1125	44.29	225
TP5MR-1150	1150	45.28	230
TP5MR-1195	1195	47.05	239
TP5MR-1250	1250	49.21	250
TP5MR-1270	1270	50.00	254
TP5MR-1295	1295	50.98	259
TP5MR-1300	1300	51.18	260
TP5MR-1375	1375	54.13	275
TP5MR-1420	1420	55.91	284
TP5MR-1450	1450	57.09	290
TP5MR-1575	1575	62.01	315
TP5MR-1595	1595	62.80	319
TP5MR-1635	1635	64.37	327
TP5MR-1690	1690	66.54	338
TP5MR-1790	1790	70.47	358
TP5MR-1800	1800	70.87	360
TP5MR-1895	1895	74.61	379
TP5MR-1945	1945	76.57	389
TP5MR-2000	2000	78.74	400
TP5MR-2110	2110	83.07	422
TP5MR-2250	2250	88.58	450
TP5MR-2525	2525	99.41	505
TP5MR-2760	2760	108.66	552
TP5MR-3120	3120	122.83	624
TP5MR-3170	3170	124.80	634
TP5MR-3200	3200	125.98	640
TP5MR-3430	3430	135.04	686
TP5MR-3800	3800	149.61	760

5M PowerGrip® GT®2 Twin Power® — Reference Dimensions



5MR Twin Power® Belt Widths (Standard/Non-stock)

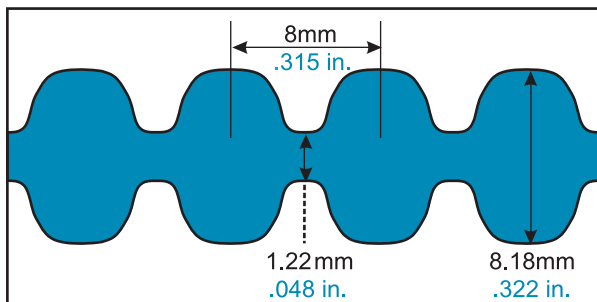
Belt Width Code	Belt Width	
	(mm)	(in)
09	9	0.354
15	15	0.591
25	25	0.984

8mm Pitch PowerGrip® GT®2 Twin Power® Stock Belt Lengths

Part No.	Pitch Length		No. of Teeth
	(mm)	(in)	
TP560-8MGT-20	560	22.05	70
TP600-8MGT-20	600	23.62	75
TP640-8MGT-20	640	25.20	80
TP720-8MGT-20	720	28.35	90
TP800-8MGT-20	800	31.50	100
TP840-8MGT-20	840	33.07	105
TP880-8MGT-20	880	34.65	110
TP920-8MGT-20	920	36.22	115
TP960-8MGT-20	960	37.80	120
TP1040-8MGT-20	1040	40.94	130
TP1064-8MGT-20	1064	41.89	133
TP1120-8MGT-20	1120	44.09	140
TP1160-8MGT-20	1160	45.67	146
TP1200-8MGT-20	1200	47.24	150
TP1224-8MGT-20	1224	48.19	153

Part No.	Pitch Length		No. of Teeth
	(mm)	(in)	
TP1280-8MGT-20	1280	50.39	160
TP1440-8MGT-20	1440	56.69	180
TP1512-8MGT-20	1512	59.53	189
TP1600-8MGT-20	1600	62.99	200
TP1760-8MGT-20	1760	69.29	220
TP1800-8MGT-20	1800	70.87	225
TP2000-8MGT-20	2000	78.74	250
TP2200-8MGT-20	2200	86.61	275
TP2400-8MGT-20	2400	94.49	300
TP2600-8MGT-20	2600	102.36	325
TP2800-8MGT-20	2800	110.24	350
TP3048-8MGT-20	3048	120.00	381
TP3280-8MGT-20	3280	129.13	410
TP3600-8MGT-20	3600	141.73	450
TP4400-8MGT-20	4400	173.23	550

8M PowerGrip® GT®2 Twin Power® – Reference Dimensions



8MGT Twin Power® Belt Widths

Belt Width Code	Belt Width	
	(mm)	(in)
20	20	0.787
30	30	1.181
50	50	1.969
85	85	3.346

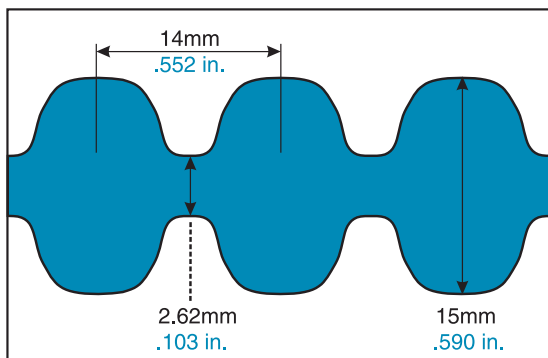
14mm Pitch PowerGrip® GT®2 Twin Power® Stock Belt Lengths

Part No.	Pitch Length		No. of Teeth
	(mm)	(in)	
TP966-14MGT	966	38.03	69
TP1190-14MGT	1190	46.85	85
TP1400-14MGT	1400	55.12	100
TP1610-14MGT	1610	63.39	115
TP1778-14MGT	1778	70.00	127
TP1890-14MGT	1890	74.41	135
TP2100-14MGT	2100	82.68	150
TP2310-14MGT	2310	90.94	165
TP2450-14MGT	2450	96.46	175
TP2590-14MGT	2590	101.97	185
TP2800-14MGT	2800	110.24	200

Part No.	Pitch Length		No. of Teeth
	(mm)	(in)	
TP3150-14MGT	3150	124.02	225
TP3360-14MGT	3360	132.28	240
TP3500-14MGT	3500	137.80	250
TP3850-14MGT	3850	151.57	275
TP4326-14MGT	4326	170.31	309
TP4578-14MGT	4578	180.24	327
TP4956-14MGT*	4956	195.12	354
TP5320-14MGT*	5320	209.45	380
TP5740-14MGT*	5740	225.98	410
TP6160-14MGT*	6160	242.52	440
TP6860-14MGT*	6860	270.08	490

* Only available in 40, 55, and 85 mm widths

14M PowerGrip® GT®2 Twin Power® – Reference Dimensions



14MGT Twin Power® Belt Widths

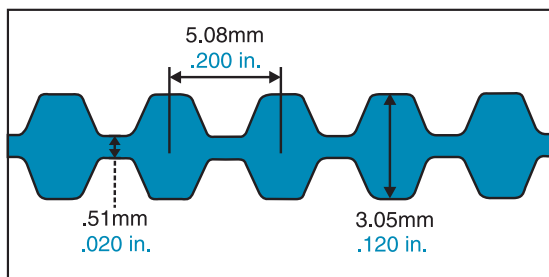
Belt Width Code	Belt Width	
	(mm)	(in)
40	40	1.575
55	55	2.165
85	85	3.346
115	115	4.528
170	170	6.693

1/5" (0.200") Pitch XL PowerGrip® Twin Power® Timing Belt Lengths (Standard/Non-stock)

Part No.	Pitch Length (in)	No. of Teeth
TP126XL	12.60	63
TP128XL	12.80	64
TP130XL	13.00	65
TP132XL	13.20	66
TP134XL	13.40	67
TP136XL	13.60	68
TP138XL	13.80	69
TP140XL	14.00	70
TP142XL	14.20	71
TP144XL	14.40	72
TP146XL	14.60	73
TP148XL	14.80	74
TP150XL	15.00	75
TP152XL	15.20	76
TP156XL	15.60	78
TP158XL	15.80	79
TP160XL	16.00	80
TP162XL	16.20	81
TP166XL	16.60	83
TP168XL	16.80	84
TP170XL	17.00	85
TP172XL	17.20	86
TP174XL	17.40	87
TP176XL	17.60	88
TP178XL	17.80	89
TP180XL	18.00	90
TP182XL	18.20	91
TP184XL	18.40	92
TP186XL	18.60	93
TP188XL	18.80	94
TP190XL	19.00	95
TP192XL	19.20	96
TP200XL	20.00	100
TP202XL	20.20	101
TP204XL	20.40	102
TP206XL	20.60	103
TP210XL	21.00	105
TP212XL	21.20	106
TP214XL	21.40	107
TP218XL	21.80	109
TP220XL	22.00	110
TP222XL	22.20	111
TP226XL	22.60	113
TP228XL	22.80	114
TP230XL	23.00	115
TP232XL	23.20	116
TP234XL	23.40	117
TP236XL	23.60	118
TP240XL	24.00	120
TP244XL	24.40	122
TP246XL	24.60	123
TP250XL	25.00	125
TP254XL	25.40	127
TP258XL	25.80	129

Part No.	Pitch Length (in)	No. of Teeth
TP260XL	26.00	130
TP262XL	26.20	131
TP264XL	26.40	132
TP266XL	26.60	133
TP268XL	26.80	134
TP274XL	27.40	137
TP280XL	28.00	140
TP286XL	28.60	143
TP290XL	29.00	145
TP296XL	29.60	148
TP300XL	30.00	150
TP306XL	30.60	153
TP310XL	31.00	155
TP316XL	31.60	158
TP320XL	32.00	160
TP322XL	32.20	161
TP330XL	33.00	165
TP338XL	33.80	169
TP340XL	34.00	170
TP344XL	34.40	172
TP348XL	34.80	174
TP350XL	35.00	175
TP352XL	35.20	176
TP362XL	36.20	181
TP370XL	37.00	185
TP380XL	38.00	190
TP384XL	38.40	192
TP390XL	39.00	195
TP400XL	40.00	200
TP412XL	41.20	206
TP420XL	42.00	210
TP424XL	42.40	212
TP432XL	43.20	216
TP438XL	43.80	219
TP444XL	44.40	222
TP450XL	45.00	225
TP454XL	45.40	227
TP460XL	46.00	230
TP468XL	46.80	234
TP480XL	48.00	240
TP492XL	49.20	246
TP498XL	49.80	249
TP500XL	50.00	250
TP506XL	50.60	253
TP524XL	52.40	262
TP570XL	57.00	285
TP580XL	58.00	290
TP592XL	59.20	296
TP612XL	61.20	306
TP630XL	63.00	315
TP672XL	67.20	336
TP690XL	69.00	345
TP770XL	77.00	385
TP850XL	85.00	425

XL PowerGrip® Twin Power® – Reference Dimensions



XL Twin Power® Belt Widths (Standard/Non-stock)

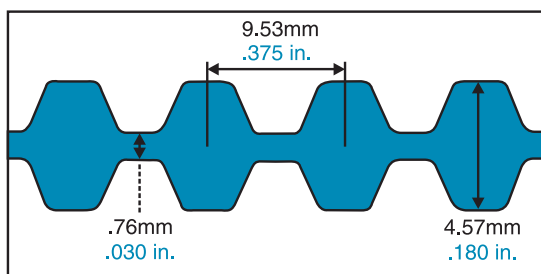
Belt Width Code	Belt Width (in)
025	0.250
037	0.375

3/8" (0.375") Pitch L PowerGrip® Twin Power® Timing Stock Belt Lengths

Part No.	Pitch Length (in)	No. of Teeth
TP150L	15.00	40
TP154L	15.38	41
TP158L	15.75	42
TP165L	16.50	44
TP173L	17.25	46
TP176L	17.63	47
TP187L	18.75	50
TP195L	19.50	52
TP199L	19.88	53
TP210L	21.00	56
TP218L	21.75	58
TP225L	22.50	60
TP240L	24.00	64
TP248L	24.75	66
TP255L	25.50	68
TP263L	26.25	70
TP270L	27.00	72
TP285L	28.50	76
TP300L	30.00	80

Part No.	Pitch Length (in)	No. of Teeth
TP315L	31.50	84
TP322L	32.25	86
TP345L	34.50	92
TP367L	36.75	98
TP375L	37.50	100
TP390L	39.00	104
TP420L	42.00	112
TP446L	44.63	119
TP450L	45.00	120
TP480L	48.00	128
TP510L	51.00	136
TP540L	54.00	144
TP566L	56.63	151
TP600L	60.00	160
TP660L	66.00	176
TP817L	81.75	218
TP900L	90.00	240
TP945L	94.50	252

L PowerGrip® Twin Power® — Reference Dimensions



L Twin Power® Belt Widths

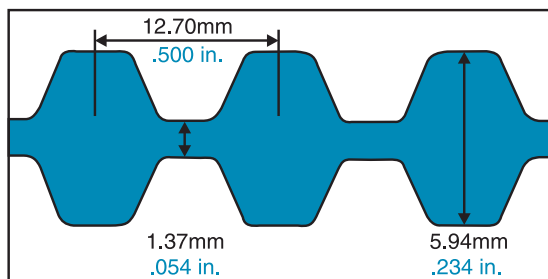
Belt Width Code	Belt Width (in)
050	0.500
075	0.750
100	1.000

1/2" (0.500") Pitch H PowerGrip® Twin Power® Timing Stock Belt Lengths

Part No.	Pitch Length (in)	No. of Teeth
TP210H	21.00	42
TP220H	22.00	44
TP225H	22.50	45
TP230H	23.00	46
TP240H	24.00	48
TP270H	27.00	54
TP300H	30.00	60
TP315H	31.50	63
TP320H	32.00	64
TP330H	33.00	66
TP340H	34.00	68
TP350H	35.00	70
TP360H	36.00	72
TP370H	37.00	74
TP390H	39.00	78
TP400H	40.00	80
TP410H	41.00	82
TP415H	41.50	83
TP420H	42.00	84
TP445H	44.50	89
TP450H	45.00	90
TP455H	45.50	91
TP465H	46.50	93
TP480H	48.00	96
TP490H	49.00	98
TP495H	49.50	99
TP510H	51.00	102
TP525H	52.50	105
TP540H	54.00	108
TP555H	55.50	111
TP560H	56.00	112
TP570H	57.00	114
TP585H	58.50	117

Part No.	Pitch Length (in)	No. of Teeth
TP600H	60.00	120
TP605H	60.50	121
TP630H	63.00	126
TP645H	64.50	129
TP655H	65.50	131
TP660H	66.00	132
TP700H	70.00	140
TP730H	73.00	146
TP750H	75.00	150
TP775H	77.50	155
TP780H	78.00	156
TP800H	80.00	160
TP820H	82.00	164
TP840H	84.00	168
TP850H	85.00	170
TP900H	90.00	180
TP960H	96.00	192
TP1000H	100.00	200
TP1100H	110.00	220
TP1140H	114.00	228
TP1180H	118.00	236
TP1250H	125.00	250
TP1400H	140.00	280
TP1510H	151.00	302
TP1550H	155.00	310
TP1645H	164.50	329
TP1680H	168.00	336
TP1700H	170.00	340
TP2090H	209.00	418
TP2100H	210.00	420
TP2120H	212.00	424
TP2330H	233.00	466

H PowerGrip® Twin Power® — Reference Dimensions



H Twin Power® Belt Widths

Belt Width Code	Belt Width (in)
75	0.75
100	1.00
150	1.50
200	2.00
300	3.00

To select a Gates PowerGrip® Twin Power® Belt drive, you need to know only five facts:

1. DriveN horsepower requirements.
2. RPM of the driveR shaft.
3. RPM of the driveN shafts.
4. Approximate geometry for the drive.
5. Hours per day operation.

Step 1 Determine Design Horsepower

Design Horsepower = (Service Factor) x (Horsepower Requirement)

- A. To calculate the **design horsepower**, it is necessary to determine the **service factor** for each type of driveN unit. Using the Service Factor Chart on Page 11, determine the type of driveR machine.
- B. Using this chart, determine the **service factor** for each driveN machine, based on the type of driveN machine and the type of service. Add any additional service factors required. Drives with multiple function driveN machines must have an appropriate service factor applied to each type of driveN machine.
- C. Multiply the horsepower requirement of the drive by the service factor selected. This yields the **design horsepower** for the drive.
- D. Add up the driveN loads. On multiple function driveN machines, add up the design horsepower for each driveN unit to determine the total horsepower for the drive.

Step 2 Select Belt Pitch

Locate the design horsepower along the bottom of the Belt Pitch Selection Guide on Page 7. Read up from the RPM of the smaller sprocket (faster shaft). The belt pitch indicated in the area surrounding the point of intersection is the one that should be used. If the point of intersection falls outside any specific area, contact Gates Product Application Engineering. If the point is near one of the lines, a good drive can be designed with the belt pitch on either side of the line. Design drives using both belt pitches and select the most economical drive consistent with the other requirements.

Step 3 Select Sprockets and Determine Belt Length

A typical Twin Power Belt application will have three or more sprockets; although in some drives, one of the driveN sprockets may be unloaded and act only as an idler. It may be possible to use the Drive Selection Table as an aid to determine the required sprockets.

- A. For drives with standard motor speeds, refer to the appropriate motor speed column. Read down the

column and locate the driveN machine speed nearest the requirements for each driveN sprocket using a common size motor sprocket.

- B. For all other speeds:

1. Find the speed ratio by dividing the RPM of the faster shaft by the RPM of the slower shaft for each driveN sprocket in the drive.
2. Read down the speed ratio column and locate the speed ratio nearest the requirements. Select a driveN sprocket using a common size driveN sprocket which yields the speeds nearest the requirements.

- C. Required belt lengths are most easily determined by measuring directly from a drawing of the drive layout. For computer aided assistance in determining the correct belt length, contact Gates Product Application Engineering.

Step 4 Calculate Horsepower Rating

Belt Width Selection tables on pages 125 through 130 show the Horsepower Ratings. Each table represents one specific pitch belt. Read down the first column to the speed of the faster shaft, then across to the column headed by the small sprocket rotating at this speed. This value is the Horsepower Rating. Multiply the Horsepower Rating by the Width Multipliers to determine the Horsepower Rating for various width belts.

Step 5 Select Belt Width

- A. Locate the critical sprocket in the drive. This sprocket may be either the smaller diameter sprocket or a larger diameter sprocket with less than six teeth in mesh, depending on the loads transmitted by each sprocket

1. Determine the number of teeth in mesh using the formula below:

$$\text{Teeth in Mesh} = \frac{\text{Angle of Sprocket Contact}}{360} \times \text{Number of Sprocket Teeth}$$

2. Select the appropriate teeth in mesh factor (K_{tm}) from Page 175.
3. Correct the horsepower rating by multiplying the teeth in mesh factor (K_{tm}) by the horsepower rating from Step 4.
4. Repeat this procedure for each sprocket to locate the critical sprocket in the drive. Select the proper belt width on the basis of the critical sprocket parameters.

Step 6 Installation and Takeup

Because of its high resistance to elongation, there is no need to retension PowerGrip® Twin Power® Belt drives. However, some adjustments must be provided when installing timing belt drives, as with nearly all power transmission methods, because of manufacturing tolerances, wear of pressure surfaces and tensioning requirements. Center distance adjustment values are shown in the Center Distance Allowance Table on Page 182.

Step 7 Check and Specify Stock Drive Components

- Check the sprockets selected against the design requirements using the dimensions given in the Sprocket Specifications Tables on Pages 131 through 151.
- Using the Sprocket Specifications Tables, determine the **bushing size** to use with each sprocket. Check the **bore range** against the design requirements.
- Specify all stock components using proper designation for the belt, sprockets and bushings.

NOTE: Reference page 6 for data collection worksheet and page 174 for information on surveying multipoint drive layouts.

5M PowerGrip® GT®2 Twin Power® Rating Table

RPM of Faster Shaft	Base Rated Horsepower for Small Sprocket (Number of Grooves and Pitch Diameter, Inches)																									
	18	19	20	21	22	23	24	25	26	28	30	32	34	36	38	40	44	45	48	50	52	56	60	64	68	
10	0.01	0.01	0.01	0.01	0.01	0.01	0.01	0.01	0.01	0.01	0.02	0.02	0.02	0.02	0.02	0.02	0.03	0.03	0.03	0.03	0.03	0.03	0.04	0.04	0.04	
20	0.01	0.02	0.02	0.02	0.02	0.02	0.02	0.02	0.02	0.03	0.03	0.03	0.04	0.04	0.04	0.04	0.05	0.05	0.05	0.06	0.06	0.07	0.07	0.08	0.08	0.08
40	0.03	0.03	0.03	0.03	0.04	0.04	0.04	0.04	0.05	0.05	0.06	0.06	0.07	0.07	0.08	0.08	0.09	0.10	0.10	0.11	0.11	0.12	0.13	0.14	0.15	
60	0.04	0.04	0.04	0.05	0.05	0.06	0.06	0.06	0.07	0.07	0.08	0.09	0.10	0.11	0.11	0.12	0.13	0.14	0.15	0.16	0.16	0.18	0.19	0.21	0.22	
100	0.06	0.06	0.07	0.07	0.08	0.09	0.09	0.10	0.11	0.12	0.13	0.14	0.15	0.17	0.18	0.19	0.21	0.22	0.24	0.25	0.26	0.29	0.31	0.33	0.35	
200	0.10	0.11	0.12	0.14	0.15	0.16	0.17	0.18	0.20	0.22	0.24	0.27	0.29	0.31	0.33	0.36	0.40	0.41	0.45	0.47	0.49	0.54	0.58	0.62	0.67	
300	0.14	0.16	0.18	0.19	0.21	0.23	0.25	0.26	0.28	0.31	0.35	0.38	0.41	0.45	0.48	0.51	0.58	0.60	0.64	0.68	0.71	0.77	0.84	0.90	0.96	
400	0.18	0.20	0.22	0.25	0.27	0.29	0.31	0.34	0.36	0.40	0.45	0.49	0.53	0.58	0.62	0.66	0.75	0.77	0.83	0.88	0.92	1.00	1.08	1.17	1.25	
500	0.22	0.24	0.27	0.30	0.33	0.35	0.38	0.41	0.44	0.49	0.54	0.60	0.65	0.70	0.76	0.81	0.91	0.94	1.02	1.07	1.12	1.22	1.33	1.43	1.53	
600	0.25	0.28	0.32	0.35	0.38	0.41	0.45	0.48	0.51	0.57	0.64	0.70	0.76	0.83	0.89	0.95	1.08	1.11	1.20	1.26	1.32	1.44	1.56	1.68	1.80	
800	0.31	0.36	0.40	0.44	0.49	0.53	0.57	0.61	0.65	0.74	0.82	0.90	0.98	1.07	1.15	1.23	1.39	1.43	1.55	1.63	1.70	1.86	2.02	2.17	2.32	
1000	0.37	0.43	0.48	0.53	0.58	0.64	0.69	0.74	0.79	0.89	1.00	1.10	1.20	1.30	1.40	1.49	1.69	1.74	1.89	1.98	2.08	2.27	2.46	2.65	2.83	
1200	0.43	0.49	0.56	0.62	0.68	0.74	0.80	0.86	0.92	1.04	1.16	1.28	1.40	1.52	1.64	1.75	1.98	2.04	2.21	2.33	2.44	2.66	2.89	3.11	3.33	
1400	0.49	0.56	0.63	0.70	0.77	0.84	0.91	0.98	1.05	1.19	1.33	1.47	1.60	1.74	1.87	2.00	2.27	2.34	2.53	2.66	2.79	3.05	3.31	3.56	3.81	
1600	0.54	0.62	0.70	0.78	0.86	0.94	1.02	1.10	1.18	1.33	1.49	1.64	1.80	1.95	2.10	2.25	2.55	2.62	2.85	2.99	3.14	3.43	3.71	4.00	4.28	
1800	0.59	0.68	0.77	0.86	0.95	1.03	1.12	1.21	1.30	1.47	1.65	1.82	1.99	2.16	2.32	2.49	2.82	2.91	3.15	3.31	3.47	3.80	4.11	4.43	4.74	
2000	0.64	0.74	0.83	0.93	1.03	1.13	1.23	1.32	1.42	1.61	1.80	1.99	2.17	2.36	2.54	2.73	3.09	3.18	3.45	3.63	3.80	4.15	4.50	4.84	5.18	
2400	0.73	0.85	0.96	1.08	1.19	1.31	1.42	1.53	1.65	1.87	2.10	2.32	2.54	2.75	2.97	3.18	3.61	3.72	4.03	4.24	4.44	4.85	5.25	5.65	6.04	
2800	0.81	0.95	1.08	1.21	1.35	1.48	1.61	1.74	1.87	2.13	2.38	2.63	2.89	3.14	3.38	3.63	4.11	4.23	4.59	4.82	5.05	5.52	5.97	6.41	6.85	
3200	0.89	1.05	1.19	1.34	1.49	1.64	1.79	1.93	2.08	2.37	2.66	2.94	3.22	3.50	3.78	4.05	4.59	4.72	5.12	5.38	5.64	6.15	6.65	7.14	7.61	
3600	0.97	1.14	1.30	1.47	1.64	1.80	1.96	2.12	2.29	2.61	2.92	3.24	3.55	3.86	4.16	4.46	5.05	5.20	5.63	5.92	6.20	6.75	7.29	7.82	8.33	
4000	1.04	1.23	1.41	1.59	1.77	1.95	2.13	2.31	2.48	2.83	3.18	3.52	3.86	4.20	4.53	4.85	5.49	5.65	6.12	6.43	6.73	7.32	7.90	8.45	8.99	
5000	1.20	1.43	1.65	1.87	2.09	2.30	2.52	2.73	2.95	3.37	3.78	4.19	4.59	4.99	5.38	5.77	6.51	6.70	7.24	7.59	7.93	8.60	9.23	9.84	10.4	
6000	1.34	1.60	1.86	2.12	2.37	2.62	2.88	3.12	3.37	3.85	4.33	4.80	5.26	5.71	6.15	6.58	7.41	7.61	8.20	8.57	8.94	9.64	10.3	10.9		
8000	1.56	1.89	2.21	2.54	2.86	3.17	3.48	3.78	4.09	4.68	5.26	5.81	6.35	6.88	7.38	7.86	8.76	8.97	9.57	9.94						
10000	1.69	2.08	2.46	2.84	3.22	3.58	3.94	4.28	4.63	5.29	5.93	6.54	7.11	7.65	8.15	8.62										
12000	1.75	2.19	2.61	3.04	3.45	3.84	4.23	4.61	4.98	5.67	6.33	6.93														
14000	1.72	2.20	2.65	3.10	3.54	3.95	4.36	4.74	5.11	5.79																

Shaded area indicates drive conditions where reduced service life can be expected.

$$\text{Corrected Horsepower Rating} = [\text{Base Rating}] \times [\text{Belt Width Multiplier}]$$

5M PowerGrip® GT®2 Width Multipliers

Belt Width (mm)	Width Multiplier
9	1.00
15	1.67
25	2.78

8M PowerGrip® GT®2 Twin Power® Rating Table

RPM of Faster Shaft	Rated Horsepower for Small Sprocket (Number of Grooves and Pitch Diameter, Inches)																											
	22	24	25	26	27	28	29	30	31	32	33	34	35	36	37	38	39	40	42	44	46	48	50	53	56	64	72	80
10	0.07	0.07	0.08	0.08	0.09	0.09	0.10	0.10	0.11	0.11	0.12	0.12	0.12	0.13	0.13	0.14	0.14	0.15	0.16	0.16	0.17	0.18	0.19	0.20	0.22	0.25	0.29	0.32
20	0.12	0.14	0.15	0.16	0.17	0.18	0.19	0.20	0.20	0.21	0.22	0.23	0.24	0.25	0.26	0.27	0.27	0.28	0.30	0.32	0.33	0.35	0.37	0.39	0.42	0.49	0.55	0.62
40	0.24	0.27	0.29	0.31	0.32	0.34	0.36	0.37	0.39	0.41	0.42	0.44	0.46	0.48	0.49	0.51	0.53	0.54	0.58	0.61	0.64	0.68	0.71	0.76	0.81	0.94	1.07	1.20
60	0.35	0.40	0.42	0.45	0.47	0.50	0.52	0.55	0.57	0.60	0.62	0.65	0.67	0.69	0.72	0.74	0.77	0.79	0.84	0.89	0.94	0.99	1.04	1.11	1.18	1.38	1.57	1.76
100	0.55	0.63	0.68	0.72	0.76	0.80	0.84	0.88	0.92	0.96	1.00	1.04	1.08	1.12	1.16	1.20	1.24	1.28	1.36	1.44	1.52	1.60	1.68	1.80	1.91	2.23	2.54	2.84
200	1.04	1.20	1.28	1.36	1.44	1.52	1.59	1.67	1.75	1.83	1.91	1.98	2.06	2.14	2.22	2.29	2.37	2.45	2.60	2.75	2.91	3.06	3.21	3.44	3.67	4.27	4.87	5.46
300	1.51	1.74	1.86	1.97	2.09	2.20	2.32	2.44	2.55	2.66	2.78	2.89	3.01	3.12	3.23	3.35	3.46	3.57	3.80	4.02	4.25	4.47	4.70	5.03	5.36	6.24	7.12	7.99
400	1.96	2.27	2.42	2.57	2.72	2.87	3.02	3.18	3.33	3.48	3.63	3.78	3.93	4.07	4.22	4.37	4.52	4.67	4.97	5.26	5.55	5.84	6.14	6.58	7.02	8.17	9.32	10.5
500	2.40	2.78	2.97	3.16	3.34	3.53	3.71	3.90	4.09	4.27	4.46	4.64	4.83	5.01	5.19	5.38	5.56	5.74	6.11	6.47	6.84	7.20	7.56	8.10	8.64	10.1	11.5	12.9
600	2.83	3.28	3.50	3.73	3.95	4.17	4.39	4.62	4.84	5.06	5.27	5.50	5.71	5.93	6.15	6.37	6.59	6.80	7.24	7.67	8.10	8.53	8.96	9.60	10.2	11.9	13.6	15.3
700	3.26	3.78	4.03	4.29	4.55	4.80	5.06	5.32	5.57	5.83	6.08	6.34	6.59	6.84	7.09	7.35	7.60	7.85	8.35	8.85	9.35	9.84	10.3	11.1	11.8	13.8	15.7	17.6
800	3.68	4.26	4.55	4.85	5.14	5.43	5.72	6.01	6.30	6.59	6.88	7.17	7.45	7.74	8.02	8.31	8.60	8.88	9.45	10.0	10.6	11.1	11.7	12.5	13.4	15.6	17.8	20.0
870	3.96	4.60	4.91	5.23	5.55	5.86	6.18	6.49	6.80	7.12	7.43	7.74	8.05	8.36	8.67	8.98	9.29	9.60	10.2	10.8	11.4	12.0	12.7	13.6	14.5	16.9	19.2	21.6
1000	4.49	5.22	5.58	5.94	6.30	6.66	7.02	7.38	7.73	8.09	8.44	8.80	9.15	9.50	9.86	10.2	10.6	10.9	11.6	12.3	13.0	13.7	14.4	15.4	16.5	19.2	21.9	24.5
1160	5.13	5.97	6.38	6.80	7.21	7.62	8.03	8.45	8.86	9.26	9.67	10.1	10.5	10.9	11.3	11.7	12.1	12.5	13.3	14.1	14.9	15.7	16.5	17.7	18.9	22.0	25.1	28.1
1200	5.29	6.15	6.58	7.01	7.44	7.86	8.29	8.71	9.13	9.56	9.98	10.4	10.8	11.2	11.7	12.1	12.5	12.9	13.7	14.6	15.4	16.2	17.0	18.3	19.5	22.7	25.9	29.0
1400	6.07	7.07	7.56	8.06	8.55	9.04	9.53	10.0	10.5	11.0	11.5	12.0	12.5	12.9	13.4	13.9	14.4	14.9	15.8	16.8	17.7	18.7	19.6	21.0	22.4	26.1	29.9	33.4
1600	6.84	7.97	8.53	9.09	9.65	10.2	10.8	11.3	11.9	12.4	13.0	13.5	14.1	14.6	15.2	15.7	16.3	16.8	17.9	19.0	20.0	21.1	22.2	23.8	25.3	29.5	33.6	37.7
1750	7.41	8.64	9.25	9.86	10.5	11.1	11.7	12.3	12.9	13.5	14.1	14.7	15.3	15.9	16.5	17.1	17.6	18.2	19.4	20.6	21.7	22.9	24.1	25.8	27.5	32.0	36.5	40.8
2000	8.35	9.73	10.4	11.1	11.8	12.5	13.2	13.9	14.5	15.2	15.9	16.6	17.2	17.9	18.6	19.3	19.9	20.6	21.9	23.2	24.5	25.8	27.2	29.1	31.0	36.1	41.1	45.9
2400	9.81	11.4	12.3	13.1	13.9	14.7	15.5	16.3	17.1	17.9	18.7	19.5	20.3	21.1	21.9	22.7	23.5	24.3	25.8	27.4	28.9	30.5	32.0	34.3	36.5	42.4	48.2	53.8
2800	11.2	13.1	14.1	15.0	15.9	16.9	17.8	18.7	19.7	20.6	21.5	22.4	23.3	24.2	25.1	26.0	26.9	27.8	29.6	31.4	33.2	34.9	36.7	39.2	41.8	48.5	54.9	61.2
3200	12.6	14.8	15.8	16.9	17.9	19.0	20.0	21.1	22.1	23.2	24.2	25.2	26.3	27.3	28.3	29.3	30.3	31.3	33.3	35.3	37.3	39.2	41.2	44.1	46.9	54.2	61.3	
3450	13.5	15.8	16.9	18.0	19.2	20.3	21.4	22.5	23.6	24.8	25.9	27.0	28.1	29.1	30.2	31.3	32.4	33.5	35.6	37.7	39.8	41.9	43.9	47.0	50.0	57.7	65.1	
4000	15.3	17.9	19.2	20.5	21.8	23.1	24.4	25.6	26.9	28.2	29.4	30.7	31.9	33.1	34.4	35.6	36.8	38.0	40.4	42.8	45.1	47.4	49.7	53.1	56.4			
4500	16.9	19.8	21.3	22.7	24.1	25.5	27.0	28.4	29.8	31.1	32.5	33.9	35.3	36.6	38.0	39.3	40.6	42.0	44.6	47.2	49.7	52.2	54.7	58.3				
5000	18.5	21.7	23.2	24.6	26.4	27.9	29.5	31.0	32.5	34.0	35.5	37.0	38.5	40.0	41.4	42.9	44.3	45.7	48.6	51.3	54.1	56.7	59.4					
5500	20.0	23.5	25.2	26.9	28.6	30.2	31.9	33.6	35.2	36.8	38.4	40.0	41.6	43.2	44.7	46.3	47.8	49.3	52.3	55.3								

Note: 25, 27, 29, 31, 33, 35, 37, 39, 42, 46, 50 and 53 groove sprockets are only available as stock products in 20 and 30mm widths.

$$\text{Corrected Horsepower Rating} = [\text{Base Rating}] \times [\text{Belt Width Multiplier}]$$

8M PowerGrip® GT®2 Width Multipliers

Belt Width (mm)	Width Multiplier
20	1.00
30	1.57
50	2.73
85	4.75

14M PowerGrip® GT®2 Twin Power® Rating Table

RPM of Faster Shaft	Base Rated Horsepower for Small Sprocket (Number of Grooves and Pitch Diameter, Inches)																								
	28 4.912	29 5.088	30 5.263	31 5.439	32 5.614	33 5.790	34 5.965	35 6.141	36 6.316	37 6.492	38 6.667	39 6.842	40 7.018	42 7.369	44 7.720	46 8.071	48 8.421	50 8.772	52 9.123	56 9.825	60 10.527	64 11.229	68 11.930	72 12.632	80 14.036
10	0.56	0.58	0.60	0.63	0.65	0.67	0.70	0.72	0.74	0.76	0.79	0.81	0.83	0.88	0.92	0.97	1.01	1.06	1.10	1.19	1.28	1.37	1.46	1.55	1.72
20	1.04	1.09	1.13	1.18	1.22	1.27	1.31	1.35	1.40	1.44	1.48	1.53	1.57	1.66	1.74	1.83	1.91	2.00	2.08	2.25	2.42	2.59	2.75	2.92	3.25
40	1.95	2.04	2.12	2.21	2.29	2.37	2.46	2.54	2.62	2.70	2.79	2.87	2.95	3.11	3.27	3.44	3.60	3.76	3.92	4.24	4.55	4.87	5.18	5.49	6.11
60	2.81	2.94	3.06	3.18	3.30	3.42	3.54	3.66	3.78	3.90	4.02	4.14	4.26	4.49	4.73	4.96	5.19	5.43	5.66	6.12	6.58	7.03	7.49	7.94	8.83
100	4.44	4.64	4.83	5.02	5.22	5.41	5.60	5.79	5.98	6.17	6.36	6.55	6.74	7.12	7.49	7.86	8.23	8.60	8.97	9.71	10.4	11.2	11.9	12.6	14.0
200	8.21	8.58	8.94	9.31	9.67	10.0	10.4	10.7	11.1	11.5	11.8	12.2	12.5	13.2	13.9	14.6	15.3	16.0	16.7	18.1	19.4	20.8	22.1	23.5	26.1
300	11.7	12.3	12.8	13.3	13.8	14.3	14.9	15.4	15.9	16.4	16.9	17.4	17.9	19.0	20.0	21.0	22.0	23.0	23.9	25.9	27.9	29.8	31.7	33.6	37.4
400	15.1	15.8	16.4	17.1	17.8	18.5	19.1	19.8	20.5	21.1	21.8	22.5	23.1	24.4	25.7	27.0	28.3	29.6	30.9	33.4	35.9	38.4	40.9	43.4	48.3
500	18.3	19.1	20.0	20.8	21.6	22.4	23.3	24.1	24.9	25.7	26.5	27.3	28.1	29.7	31.3	32.9	34.5	36.0	37.6	40.7	43.7	46.8	49.8	52.8	58.7
600	21.4	22.4	23.4	24.4	25.3	26.3	27.3	28.2	29.2	30.1	31.1	32.0	33.0	34.8	36.7	38.6	40.4	42.2	44.1	47.7	51.3	54.8	58.4	61.9	68.8
800	27.5	28.7	30.0	31.2	32.5	33.7	35.0	36.2	37.4	38.7	39.9	41.1	42.3	44.7	47.1	49.5	51.9	54.2	56.6	61.2	65.8	70.3	74.8	79.3	88.0
870	29.5	30.9	32.2	33.6	34.9	36.2	37.6	38.9	40.2	41.5	42.9	44.2	45.5	48.1	50.6	53.2	55.7	58.3	60.8	65.8	70.7	75.6	80.4	85.1	94.5
1000	33.2	34.8	36.3	37.8	39.3	40.8	42.3	43.8	45.3	46.8	48.3	49.8	51.2	54.2	57.1	59.9	62.8	65.7	68.5	74.1	79.6	85.0	90.4	95.7	106.2
1160	37.7	39.4	41.1	42.9	44.6	46.3	48.0	49.7	51.4	53.1	54.8	56.5	58.1	61.5	64.7	68.0	71.2	74.5	77.6	84.0	90.2	96.3	102.3	108.3	119.9
1200	38.7	40.6	42.3	44.1	45.9	47.7	49.4	51.2	52.9	54.7	56.4	58.1	59.8	63.2	66.6	70.0	73.3	76.6	79.9	86.4	92.8	99.0	105.2	111.3	123.2
1400	44.1	46.2	48.2	50.2	52.3	54.3	56.3	58.3	60.3	62.2	64.2	66.2	68.1	72.0	75.8	79.6	83.4	87.1	90.8	98.1	105.3	112.3	119.2	126.0	139.2
1600	49.3	51.6	53.9	56.1	58.4	60.7	62.9	65.1	67.3	69.6	71.7	73.9	76.1	80.4	84.7	88.9	93.1	97.2	101.3	109.4	117.2	125.0	132.5	139.8	154.0
1750	53.1	55.5	58.0	60.5	62.9	65.3	67.7	70.1	72.5	74.9	77.2	79.6	81.9	86.5	91.1	95.6	100.1	104.5	108.9	117.4	125.8	134.0	141.9	149.6	164.3
+2000	59.2	61.9	64.7	67.4	70.1	72.8	75.5	78.2	80.8	83.5	86.1	88.7	91.3	96.4	101.4	106.4	111.3	116.1	120.9	130.2	139.3	148.0	156.5		
+2400	68.5	71.7	74.9	78.0	81.2	84.3	87.3	90.4	93.4	96.5	99.4	102.4	105.3	111.1	116.8	122.4	127.9	133.3	138.6	148.8					
+2800	77.3	80.9	84.4	88.0	91.5	95.0	98.4	101.8	105.2	108.5	111.8	115.1	118.3	124.7	130.9	137.0	142.9	148.7							
+3200	85.5	89.5	93.4	97.3	101.1	104.9	108.6	112.3	116.0	119.6	123.2	126.7	130.1	136.9	143.5										
+3600	93.2	97.5	101.7	105.9	110.0	114.1	118.1	122.0	125.9	129.7	133.5	137.1													
+4000	100.4	105.0	109.5	113.9	118.2	122.5	126.7	130.8	134.8																

+ Drives within this speed range may generate an objectionable noise level. This can be reduced by using commercially available acoustical damping material in the belt guard.
Contact Gates for recommendations on any drive to be installed in a noise sensitive area.

Note: 31, 33, 35, 37, 39, 42, 46 and 50 groove sprockets are only available as stock products in 40mm width.

$$\text{Corrected Horsepower Rating} = [\text{Base Rating}] \times [\text{Belt Width Multiplier}]$$

14M PowerGrip® GT®2 Width Multipliers

Belt Width (mm)	Width Multiplier
40	1.00
55	1.50
85	2.50
115	3.50
170	5.32

XL (0.200 Inch Pitch) PowerGrip® Twin Power® Rating Table

RPM of Faster Shaft	Base Rated Horsepower for Small Sprocket (Number of Grooves and Pitch Diameter, Inches)													
	10XL 0.637	11XL 0.700	12XL 0.764	14XL 0.891	15XL 0.955	16XL 1.019	18XL 1.146	20XL 1.273	21XL 1.337	22XL 1.401	24XL 1.528	28XL 1.783	30XL 1.910	
950	0.034	0.038	0.041	0.048	0.051	0.055	0.062	0.069	0.072	0.075	0.082	0.096	0.10	
1160	0.042	0.046	0.050	0.059	0.063	0.067	0.075	0.084	0.088	0.092	0.10	0.12	0.13	
1425	0.051	0.057	0.062	0.072	0.077	0.082	0.093	0.10	0.11	0.11	0.12	0.14	0.15	
1750	0.063	0.069	0.076	0.088	0.095	0.10	0.11	0.13	0.13	0.14	0.15	0.18	0.19	
2850	0.10	0.11	0.12	0.14	0.15	0.16	0.18	0.20	0.21	0.22	0.24	0.28	0.30	
3450	0.12	0.14	0.15	0.17	0.19	0.20	0.22	0.25	0.26	0.27	0.29	0.34	0.36	
100	0.004	0.004	0.004	0.005	0.005	0.006	0.007	0.007	0.008	0.008	0.009	0.010	0.011	
200	0.007	0.008	0.009	0.010	0.011	0.012	0.013	0.014	0.015	0.016	0.017	0.020	0.022	
300	0.011	0.012	0.013	0.015	0.016	0.017	0.020	0.022	0.023	0.024	0.026	0.030	0.033	
400	0.014	0.016	0.017	0.020	0.022	0.023	0.026	0.029	0.030	0.032	0.035	0.040	0.043	
500	0.018	0.020	0.022	0.025	0.027	0.029	0.033	0.036	0.038	0.040	0.043	0.051	0.054	
600	0.022	0.024	0.026	0.030	0.033	0.035	0.039	0.043	0.046	0.048	0.052	0.061	0.065	
700	0.025	0.028	0.030	0.035	0.038	0.040	0.046	0.051	0.053	0.056	0.061	0.071	0.076	
800	0.029	0.032	0.035	0.040	0.043	0.046	0.052	0.058	0.061	0.064	0.069	0.081	0.087	
900	0.033	0.036	0.039	0.046	0.049	0.052	0.059	0.065	0.068	0.072	0.078	0.091	0.097	
1000	0.036	0.040	0.043	0.051	0.054	0.058	0.065	0.072	0.076	0.079	0.087	0.10	0.11	
1100	0.040	0.044	0.048	0.056	0.060	0.064	0.072	0.079	0.083	0.087	0.095	0.11	0.12	
1200	0.043	0.048	0.052	0.061	0.065	0.069	0.078	0.087	0.091	0.095	0.10	0.12	0.13	
1300	0.047	0.052	0.056	0.066	0.070	0.075	0.084	0.094	0.098	0.10	0.11	0.13	0.14	
1400	0.051	0.056	0.061	0.071	0.076	0.081	0.091	0.10	0.11	0.11	0.12	0.14	0.15	
1500	0.054	0.060	0.065	0.076	0.081	0.087	0.097	0.11	0.11	0.12	0.13	0.15	0.16	
1600	0.058	0.064	0.069	0.081	0.087	0.092	0.10	0.12	0.12	0.13	0.14	0.16	0.17	
1700	0.061	0.068	0.074	0.086	0.092	0.098	0.11	0.12	0.13	0.13	0.15	0.17	0.18	
1800	0.065	0.071	0.078	0.091	0.097	0.10	0.12	0.13	0.14	0.14	0.16	0.18	0.19	
2000	0.072	0.079	0.087	0.10	0.11	0.12	0.13	0.14	0.15	0.16	0.17	0.20	0.21	
2200	0.079	0.087	0.095	0.11	0.12	0.13	0.14	0.16	0.17	0.17	0.19	0.22	0.24	
2400	0.087	0.095	0.10	0.12	0.13	0.14	0.16	0.17	0.18	0.19	0.21	0.24	0.26	
2600	0.094	0.10	0.11	0.13	0.14	0.15	0.17	0.19	0.20	0.20	0.22	0.26	0.28	
2800	0.10	0.11	0.12	0.14	0.15	0.16	0.18	0.20	0.21	0.22	0.24	0.28	0.30	
3000	0.11	0.12	0.13	0.15	0.16	0.17	0.19	0.21	0.22	0.24	0.26	0.30	0.32	
3200	0.12	0.13	0.14	0.16	0.17	0.18	0.21	0.23	0.24	0.25	0.27	0.32	0.34	
3400	0.12	0.13	0.15	0.17	0.18	0.19	0.22	0.24	0.25	0.27	0.29	0.33	0.36	
3600	0.13	0.14	0.16	0.18	0.19	0.21	0.23	0.26	0.27	0.28	0.31	0.35	0.38	
3800	0.14	0.15	0.16	0.19	0.20	0.22	0.24	0.27	0.28	0.30	0.32	0.37	0.40	
4000	0.14	0.16	0.17	0.20	0.21	0.23	0.26	0.28	0.30	0.31	0.34	0.39	0.41	
4200	0.15	0.17	0.18	0.21	0.22	0.24	0.27	0.30	0.31	0.33	0.35	0.41	0.43	
4400	0.16	0.17	0.19	0.22	0.24	0.25	0.28	0.31	0.33	0.34	0.37	0.42	0.45	
4600	0.17	0.18	0.20	0.23	0.25	0.26	0.29	0.32	0.34	0.35	0.38	0.44	0.47	
4800	0.17	0.19	0.21	0.24	0.26	0.27	0.31	0.34	0.35	0.37	0.40	0.46	0.49	
5000	0.18	0.20	0.21	0.25	0.27	0.28	0.32	0.35	0.37	0.38	0.41	0.48	0.50	
5500					0.29	0.31	0.35	0.38	0.40	0.42	0.45	0.52	0.55	
6000					0.32	0.34	0.38	0.41	0.43	0.45	0.49	0.55	0.58	
6500					0.34	0.36	0.40	0.45	0.46	0.48	0.52	0.59	0.62	
7000					0.37	0.39	0.43	0.48	0.50	0.52	0.55	0.62	0.65	
7500					0.39	0.41	0.46	0.50	0.53	0.55	0.58	0.65	0.68	
8000							0.49	0.53	0.55	0.57	0.61	0.68	0.71	
8500							0.51	0.56	0.58	0.60	0.64	0.71	0.73	
9000							0.54	0.58	0.61	0.63	0.67	0.73	0.75	
9500							0.56	0.61	0.63	0.65	0.69	0.75	0.77	
10000							0.58	0.63	0.65	0.68	0.71	0.76	0.78	

Use this sprocket and rpm only if required to obtain speed ratio or to meet diameter limitations. See Engineering Section II-5, Sprocket Diameter — Speed, on page 178.

$$\text{Corrected Horsepower Rating} = [\text{Base Rating}] \times [\text{Belt Width Multiplier}]$$

XL PowerGrip® Width Multipliers

Belt Width (inches)	Width Multiplier
0.250	1.00
0.375	1.59

L [0.375 Inch Pitch] PowerGrip® Twin Power® Rating Table

RPM of Faster Shaft	Base Rated Horsepower for Small Sprocket (Number of Grooves and Pitch Diameter, Inches)																	
	10L 1.194	12L 1.432	14L 1.671	16L 1.910	18L 2.149	19L 2.268	20L 2.387	21L 2.507	22L 2.626	24L 2.865	26L 3.104	28L 3.342	30L 3.581	32L 3.820	36L 4.297	40L 4.775	44L 5.252	48L 5.730
725	0.17	0.20	0.24	0.27	0.31	0.32	0.34	0.36	0.37	0.41	0.44	0.47	0.51	0.54	0.61	0.67	0.74	0.81
870	0.20	0.24	0.28	0.33	0.37	0.39	0.41	0.43	0.45	0.49	0.53	0.57	0.61	0.65	0.73	0.81	0.88	0.96
950	0.22	0.27	0.31	0.36	0.40	0.42	0.44	0.47	0.49	0.53	0.57	0.62	0.66	0.71	0.79	0.88	0.96	1.05
1160	0.27	0.33	0.38	0.43	0.49	0.51	0.54	0.57	0.59	0.65	0.70	0.75	0.81	0.86	0.96	1.06	1.16	1.26
1425	0.33	0.40	0.47	0.53	0.60	0.63	0.66	0.69	0.73	0.79	0.86	0.92	0.98	1.05	1.17	1.29	1.41	1.53
1750	0.41	0.49	0.57	0.65	0.73	0.77	0.81	0.85	0.89	0.97	1.04	1.12	1.20	1.27	1.42	1.56	1.70	1.83
2850		0.79	0.92	1.05	1.17	1.23	1.29	1.35	1.41	1.53	1.64	1.75	1.86	1.96	2.15	2.33	2.48	2.61
3450			1.11	1.25	1.40	1.47	1.54	1.61	1.68	1.81	1.93	2.05	2.17	2.28	2.47	2.63	2.75	2.83
100	0.023	0.028	0.033	0.037	0.042	0.044	0.047	0.049	0.052	0.056	0.061	0.066	0.070	0.075	0.084	0.094	0.10	0.11
200	0.047	0.056	0.066	0.075	0.084	0.089	0.094	0.098	0.10	0.11	0.12	0.13	0.14	0.15	0.17	0.19	0.21	0.22
300	0.070	0.084	0.098	0.11	0.13	0.13	0.14	0.15	0.15	0.17	0.18	0.20	0.21	0.22	0.25	0.28	0.31	0.34
400	0.094	0.11	0.13	0.15	0.17	0.18	0.19	0.20	0.21	0.22	0.24	0.26	0.28	0.30	0.34	0.37	0.41	0.45
500	0.12	0.14	0.16	0.19	0.21	0.22	0.23	0.25	0.26	0.28	0.30	0.33	0.35	0.37	0.42	0.47	0.51	0.56
600	0.14	0.17	0.20	0.22	0.25	0.27	0.28	0.29	0.31	0.34	0.36	0.39	0.42	0.45	0.50	0.56	0.61	0.67
700	0.16	0.20	0.23	0.26	0.29	0.31	0.33	0.34	0.36	0.39	0.42	0.46	0.49	0.52	0.59	0.65	0.71	0.78
800	0.19	0.22	0.26	0.30	0.34	0.36	0.37	0.39	0.41	0.45	0.49	0.52	0.56	0.60	0.67	0.74	0.81	0.89
900	0.21	0.25	0.29	0.34	0.38	0.40	0.42	0.44	0.46	0.50	0.55	0.59	0.63	0.67	0.75	0.83	0.91	0.99
1000	0.23	0.28	0.33	0.37	0.42	0.44	0.47	0.49	0.51	0.56	0.60	0.65	0.70	0.74	0.83	0.92	1.01	1.10
1100	0.26	0.31	0.36	0.41	0.46	0.49	0.51	0.54	0.56	0.61	0.66	0.71	0.76	0.81	0.91	1.01	1.11	1.20
1200	0.28	0.34	0.39	0.45	0.50	0.53	0.56	0.59	0.61	0.67	0.72	0.78	0.83	0.89	0.99	1.10	1.20	1.30
1300	0.30	0.36	0.42	0.49	0.55	0.57	0.60	0.63	0.66	0.72	0.78	0.84	0.90	0.96	1.07	1.19	1.30	1.41
1400	0.33	0.39	0.46	0.52	0.59	0.62	0.65	0.68	0.71	0.78	0.84	0.90	0.97	1.03	1.15	1.27	1.39	1.50
1500	0.35	0.42	0.49	0.56	0.63	0.66	0.70	0.73	0.76	0.83	0.90	0.97	1.03	1.10	1.23	1.36	1.48	1.60
1600	0.37	0.45	0.52	0.60	0.67	0.71	0.74	0.78	0.81	0.89	0.96	1.03	1.10	1.17	1.30	1.44	1.57	1.69
1700	0.40	0.48	0.55	0.63	0.71	0.75	0.79	0.83	0.86	0.94	1.02	1.09	1.16	1.24	1.38	1.52	1.66	1.79
1800		0.50	0.59	0.67	0.75	0.79	0.83	0.87	0.91	0.99	1.07	1.15	1.23	1.30	1.45	1.60	1.74	1.87
1900		0.53	0.62	0.71	0.79	0.83	0.88	0.92	0.96	1.05	1.13	1.21	1.29	1.37	1.53	1.68	1.82	1.96
2000		0.56	0.65	0.74	0.83	0.88	0.92	0.97	1.01	1.10	1.19	1.27	1.36	1.44	1.60	1.76	1.90	2.04
2200		0.61	0.71	0.81	0.91	0.96	1.01	1.06	1.11	1.20	1.30	1.39	1.48	1.57	1.74	1.90	2.06	2.20
2400		0.67	0.78	0.89	0.99	1.05	1.10	1.15	1.20	1.30	1.41	1.50	1.60	1.69	1.87	2.04	2.20	2.35
2600		0.72	0.84	0.96	1.07	1.13	1.19	1.24	1.30	1.41	1.51	1.62	1.72	1.82	2.00	2.18	2.33	2.47
2800		0.78	0.90	1.03	1.15	1.21	1.27	1.33	1.39	1.50	1.62	1.73	1.83	1.93	2.12	2.30	2.45	2.59
3000		0.83	0.97	1.10	1.23	1.29	1.36	1.42	1.48	1.60	1.72	1.83	1.94	2.04	2.24	2.41	2.56	2.68
3200			1.03	1.17	1.30	1.37	1.44	1.50	1.57	1.69	1.82	1.93	2.04	2.15	2.35	2.51	2.65	2.76
3400			1.09	1.24	1.38	1.45	1.52	1.59	1.66	1.79	1.91	2.03	2.14	2.25	2.44	2.61	2.73	2.82
3600			1.15	1.30	1.45	1.53	1.60	1.67	1.74	1.87	2.00	2.12	2.24	2.35	2.53	2.68	2.79	2.86
3800			1.21	1.37	1.53	1.60	1.68	1.75	1.82	1.96	2.09	2.21	2.33	2.43	2.61	2.75	2.84	2.87
4000			1.27	1.44	1.60	1.68	1.76	1.83	1.90	2.04	2.18	2.30	2.41	2.51	2.68	2.80	2.87	2.87
4200				1.50	1.67	1.75	1.83	1.91	1.98	2.12	2.26	2.38	2.49	2.59	2.74	2.84	2.87	2.83
4400				1.57	1.74	1.82	1.90	1.98	2.06	2.20	2.33	2.45	2.56	2.65	2.79	2.87	2.86	2.78
4600				1.63	1.81	1.89	1.98	2.05	2.13	2.28	2.41	2.52	2.63	2.71	2.83	2.87	2.83	2.69
4800				1.69	1.87	1.96	2.04	2.12	2.20	2.35	2.47	2.59	2.68	2.76	2.86	2.87	2.78	2.58
5000				1.76	1.94	2.03	2.11	2.19	2.27	2.41	2.54	2.65	2.74	2.80	2.87	2.84	2.70	2.44
5200				1.82	2.00	2.09	2.18	2.26	2.33	2.47	2.60	2.70	2.78	2.84	2.87	2.80	2.60	2.26
5400				1.87	2.06	2.15	2.24	2.32	2.40	2.53	2.65	2.74	2.81	2.86	2.86	2.74	2.47	2.06
5600				1.93	2.12	2.21	2.30	2.38	2.45	2.59	2.70	2.78	2.84	2.87	2.83	2.66	2.32	1.82
5800				1.99	2.18	2.27	2.36	2.44	2.51	2.64	2.74	2.82	2.86	2.87	2.79	2.56	2.15	1.55
6000				2.04	2.24	2.33	2.41	2.49	2.56	2.68	2.78	2.84	2.87	2.87	2.74	2.44	1.94	1.24

Use this sprocket and rpm only if required to obtain speed ratio or to meet diameter limitations. See Engineering Section II-5, Sprocket Diameter — Speed, on page 178.

Sprocket surface speeds over 6,500 fpm; special pulleys are required. See Engineering Section II-5, Sprocket Diameter — Speed, on page 178.

Corrected Horsepower Rating = [Base Rating] x [Belt Width Multiplier]

L PowerGrip® Width Multipliers

Belt Width (inches)	Width Multiplier
0.500	1.00
0.750	1.59
1.000	2.20

H (0.500 Inch Pitch) PowerGrip® Twin Power® Rating Table

RPM of Faster Shaft	Base Rated Horsepower for Small Sprocket (Number of Grooves and Pitch Diameter, Inches)															
	14H 2.228	16H 2.546	18H 2.865	19H 3.024	20H 3.183	21H 3.342	22H 3.501	24H 3.820	26H 4.138	28H 4.456	30H 4.775	32H 5.093	36H 5.730	40H 6.366	44H 7.003	48H 7.639
725	1.26	1.44	1.62	1.71	1.80	1.89	1.98	2.16	2.34	2.52	2.70	2.88	3.23	3.59	3.94	4.29
870	1.52	1.73	1.95	2.06	2.16	2.27	2.38	2.59	2.81	3.02	3.23	3.44	3.87	4.29	4.71	5.12
950	1.66	1.89	2.13	2.24	2.36	2.48	2.59	2.83	3.06	3.29	3.53	3.76	4.22	4.67	5.12	5.57
1160	2.02	2.31	2.59	2.73	2.88	3.02	3.16	3.44	3.73	4.01	4.29	4.57	5.12	5.67	6.20	6.74
1425		2.83	3.18	3.35	3.53	3.70	3.87	4.22	4.56	4.90	5.24	5.57	6.23	6.88	7.52	8.15
1750		3.46	3.89	4.10	4.31	4.52	4.73	5.15	5.56	5.97	6.37	6.77	7.56	8.32	9.05	9.76
2850			6.23	6.56	6.88	7.21	7.52	8.15	8.75	9.34	9.91	10.5	11.5	12.4	13.3	14.0
3450			7.46	7.84	8.21	8.58	8.94	9.64	10.3	11.0	11.6	12.2	13.2	14.1	14.7	15.2
100	0.17	0.20	0.22	0.24	0.25	0.26	0.27	0.30	0.32	0.35	0.37	0.40	0.45	0.50	0.55	0.60
200	0.35	0.40	0.45	0.47	0.50	0.52	0.55	0.60	0.65	0.70	0.75	0.80	0.90	1.00	1.10	1.20
300	0.52	0.60	0.67	0.71	0.75	0.79	0.82	0.90	0.97	1.05	1.12	1.20	1.34	1.49	1.64	1.79
400	0.70	0.80	0.90	0.95	1.00	1.05	1.10	1.20	1.30	1.39	1.49	1.59	1.79	1.99	2.19	2.39
500	0.87	1.00	1.12	1.18	1.25	1.31	1.37	1.49	1.62	1.74	1.87	1.99	2.24	2.48	2.73	2.98
600	1.05	1.20	1.34	1.42	1.49	1.57	1.64	1.79	1.94	2.09	2.24	2.39	2.68	2.98	3.27	3.56
700	1.22	1.39	1.57	1.66	1.74	1.83	1.92	2.09	2.26	2.43	2.61	2.78	3.12	3.46	3.80	4.14
800	1.39	1.59	1.79	1.89	1.99	2.09	2.19	2.39	2.58	2.78	2.98	3.17	3.56	3.95	4.34	4.72
900	1.57	1.79	2.01	2.13	2.24	2.35	2.46	2.68	2.90	3.12	3.34	3.56	4.00	4.43	4.86	5.29
1000	1.74	1.99	2.24	2.36	2.48	2.61	2.73	2.98	3.22	3.46	3.71	3.95	4.43	4.91	5.38	5.85
1100	1.92	2.19	2.46	2.59	2.73	2.87	3.00	3.27	3.54	3.80	4.07	4.34	4.86	5.38	5.90	6.41
1200		2.39	2.68	2.83	2.98	3.12	3.27	3.56	3.85	4.14	4.43	4.72	5.29	5.85	6.41	6.95
1300		2.58	2.90	3.06	3.22	3.38	3.54	3.85	4.17	4.48	4.79	5.10	5.71	6.31	6.91	7.49
1400		2.78	3.12	3.29	3.46	3.63	3.80	4.14	4.48	4.82	5.15	5.48	6.13	6.77	7.40	8.02
1500		2.98	3.34	3.53	3.71	3.89	4.07	4.43	4.79	5.15	5.50	5.85	6.54	7.22	7.88	8.53
1600		3.17	3.56	3.76	3.95	4.14	4.34	4.72	5.10	5.48	5.85	6.22	6.95	7.67	8.36	9.03
1700		3.37	3.78	3.99	4.19	4.40	4.60	5.01	5.41	5.81	6.20	6.59	7.36	8.10	8.83	9.52
1800		3.56	4.00	4.22	4.43	4.65	4.86	5.29	5.71	6.13	6.54	6.95	7.75	8.53	9.28	10.0
1900		3.76	4.22	4.44	4.67	4.90	5.12	5.57	6.01	6.45	6.88	7.31	8.15	8.95	9.72	10.5
2000		3.95	4.43	4.67	4.91	5.15	5.38	5.85	6.31	6.77	7.22	7.67	8.53	9.36	10.2	10.9
2100			4.65	4.90	5.15	5.40	5.64	6.13	6.61	7.09	7.56	8.02	8.91	9.76	10.6	11.3
2200			4.86	5.12	5.38	5.64	5.90	6.41	6.91	7.40	7.88	8.36	9.28	10.2	11.0	11.8
2300			5.08	5.35	5.62	5.89	6.15	6.68	7.20	7.71	8.21	8.70	9.64	10.5	11.4	12.2
2400			5.29	5.57	5.85	6.13	6.41	6.95	7.49	8.02	8.53	9.03	10.0	10.9	11.8	12.5
2500			5.50	5.79	6.08	6.37	6.66	7.22	7.78	8.32	8.85	9.36	10.3	11.3	12.1	12.9
2600			5.71	6.01	6.31	6.61	6.91	7.49	8.06	8.62	9.16	9.68	10.7	11.6	12.5	13.2
2800			6.13	6.45	6.77	7.09	7.40	8.02	8.62	9.20	9.76	10.3	11.3	12.3	13.1	13.9
3000			6.54	6.88	7.22	7.56	7.88	8.53	9.16	9.76	10.3	10.9	12.0	12.9	13.7	14.4
3200			6.95	7.31	7.67	8.02	8.36	9.03	9.68	10.3	10.9	11.5	12.5	13.5	14.2	14.8
3400			7.36	7.73	8.10	8.47	8.83	9.52	10.2	10.8	11.4	12.0	13.1	14.0	14.7	15.2
3600					8.53	8.91	9.28	10.0	10.7	11.3	12.0	12.5	13.6	14.4	15.0	15.4
3800					8.95	9.34	9.72	10.5	11.2	11.8	12.4	13.0	14.0	14.8	15.3	15.5
4000					9.36	9.76	10.2	10.9	11.6	12.3	12.9	13.5	14.4	15.1	15.4	15.5
4200					9.76	10.2	10.6	11.3	12.1	12.7	13.3	13.9	14.7	15.3	15.5	15.4
4400					10.2	10.6	11.0	11.8	12.5	13.1	13.7	14.2	15.0	15.4	15.5	15.1
4600					10.5	11.0	11.4	12.2	12.9	13.5	14.1	14.5	15.2	15.5	15.3	14.7
4800					10.9	11.3	11.8	12.5	13.2	13.9	14.4	14.8	15.4	15.5	15.1	14.1
5000					11.3	11.7	12.1	12.9	13.6	14.2	14.7	15.1	15.5	15.4	14.7	13.4
5200					11.6	12.1	12.5	13.2	13.9	14.5	14.9	15.2	15.5	15.2	14.2	
5400					12.0	12.4	12.8	13.6	14.2	14.7	15.1	15.4	15.5	14.9	13.6	
5600					12.3	12.7	13.1	13.9	14.5	14.9	15.3	15.5	15.4	14.5		
5800					12.6	13.0	13.4	14.1	14.7	15.1	15.4	15.5	15.2	14.0		
6000					12.9	13.3	13.7	14.4	14.9	15.3	15.5	15.5	14.9	13.4		

Use this sprocket and rpm only if required to obtain speed ratio or to meet diameter limitations. See Engineering Section II-5, Sprocket Diameter — Speed, on page 178.

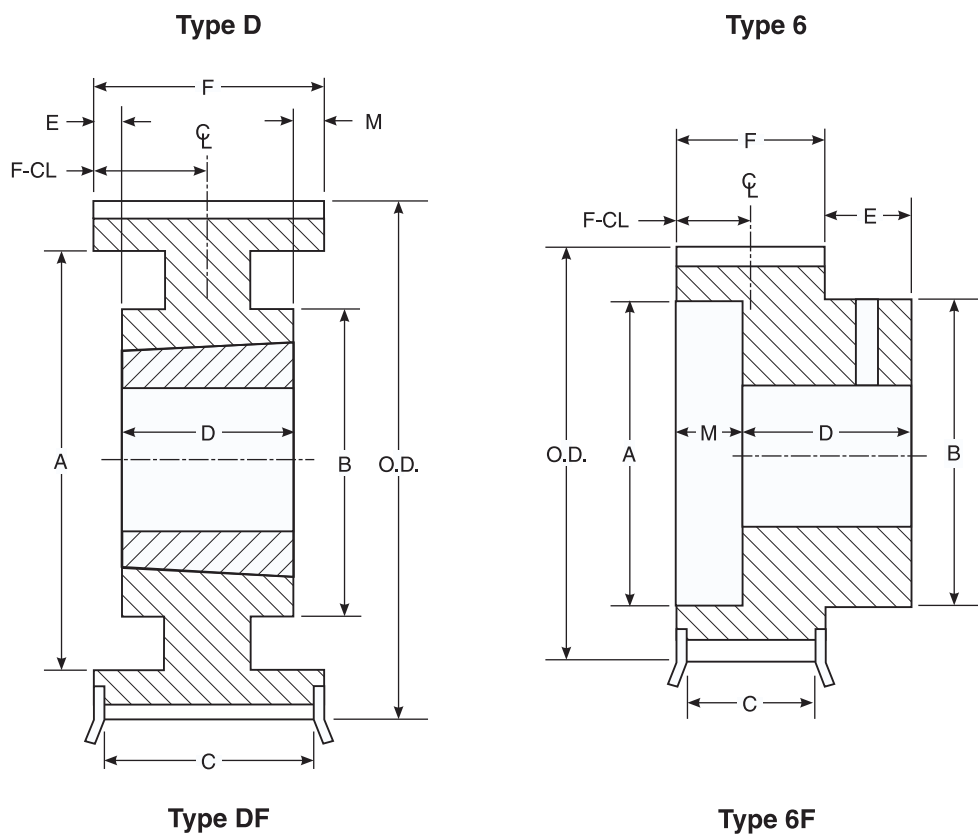
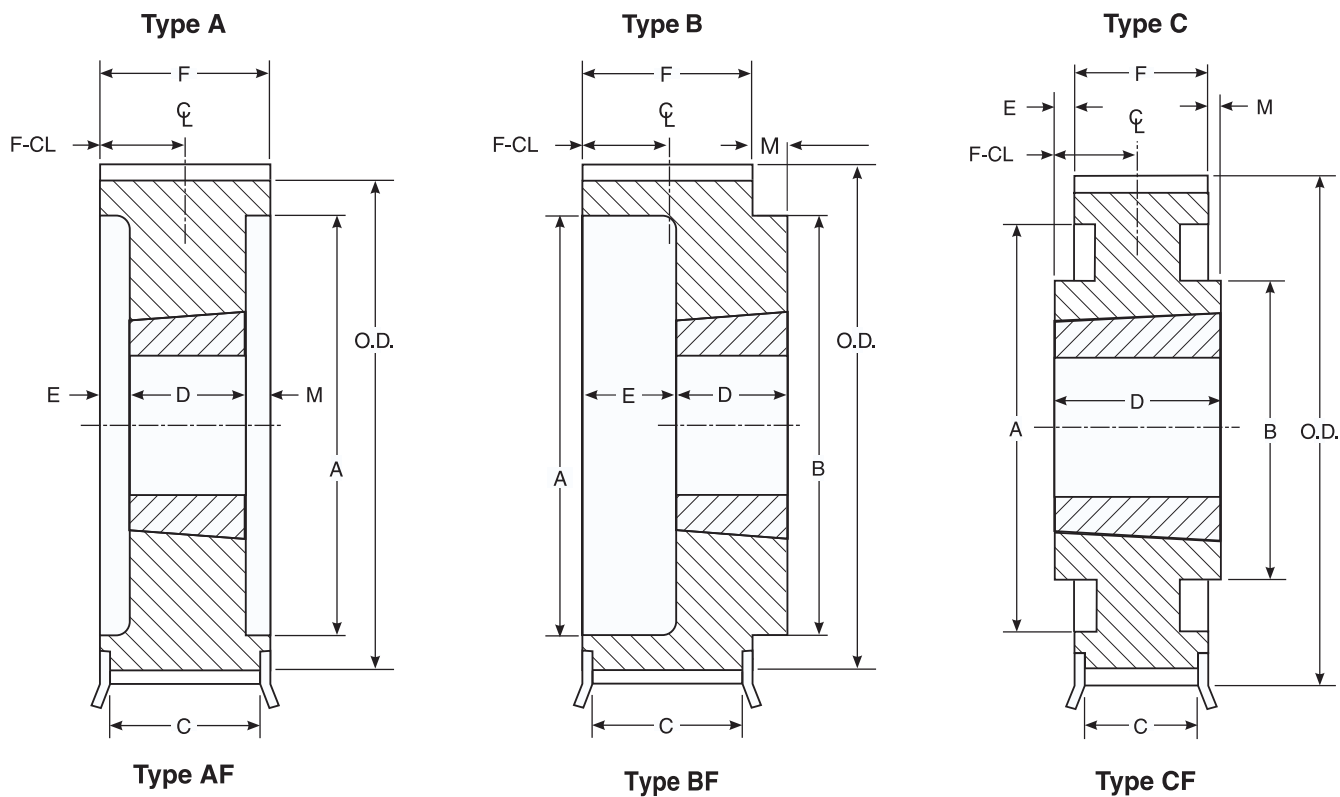
Sprocket surface speeds over 6,500 fpm; special pulleys are required. See Engineering Section II-5, Sprocket Diameter — Speed, on page 178.

$$\text{Corrected Horsepower Rating} = [\text{Base Rating}] \times [\text{Belt Width Multiplier}]$$

H PowerGrip® Width Multipliers

Belt Width (inches)	Width Multiplier
0.750	1.00
1.000	1.38
1.500	2.20
2.000	3.05
3.000	4.84

For 5mm, 8mm, and 14mm PowerGrip® GT®3 Belts



5mm Pitch PowerGrip® GT®2 Aluminum Sprocket Specifications

Sprocket Number	Number of Teeth	Diameters (in)			Design Type	Dimensions (in)										Approx. Wt. (lb) *	Approx. WR ² **	Mtl. Spec. ***	Screw Size ****	
		Pitch	O.D.	Flange Ref.		A	B	C	D	E	F	M	F-CL	Bushing Size	Bore Sizes					
															Min.					Max.
P12-5MGT-09AL	12	0.752	0.707	0.875	6F	---	0.44	0.42	0.80	0.25	0.55	0	0.27	MPB	0.250	0.250	0.000010	AL	8-32	
P13-5MGT-09AL	13	0.815	0.770	0.938	6F	---	0.50	0.42	0.80	0.25	0.55	0	0.27	MPB	0.250	0.250	0.000014	AL	8-32	
P14-5MGT-09AL	14	0.877	0.832	1.000	6F	---	0.50	0.42	0.80	0.25	0.55	0	0.27	MPB	0.250	0.250	0.000019	AL	8-32	
P15-5MGT-09AL	15	0.940	0.895	1.063	6F	---	0.56	0.42	0.80	0.25	0.55	0	0.27	MPB	0.250	0.250	0.000025	AL	8-32	
P16-5MGT-09AL	16	1.003	0.958	1.094	6F	---	0.56	0.42	0.80	0.25	0.55	0	0.27	MPB	0.250	0.313	0.000033	AL	8-32	
P17-5MGT-09AL	17	1.065	1.020	1.188	6F	---	0.63	0.42	0.80	0.25	0.55	0	0.27	MPB	0.250	0.313	0.000043	AL	8-32	
P18-5MGT-09AL	18	1.128	1.083	1.250	6F	---	0.69	0.42	0.80	0.25	0.55	0	0.27	MPB	0.250	0.375	0.000055	AL	8-32	
P19-5MGT-09AL	19	1.191	1.146	1.313	6F	---	0.75	0.42	0.80	0.25	0.55	0	0.27	MPB	0.250	0.437	0.000069	AL	8-32	
P20-5MGT-09AL	20	1.253	1.208	1.375	6F	---	0.81	0.42	0.80	0.25	0.55	0	0.27	MPB	0.250	0.500	0.000087	AL	8-32	
P22-5MGT-09AL	22	1.379	1.334	1.500	6F	---	0.94	0.42	0.80	0.25	0.55	0	0.27	MPB	0.250	0.625	0.000131	AL	8-32	
P24-5MGT-09AL	24	1.504	1.459	1.625	6F	---	1.00	0.42	0.86	0.31	0.55	0	0.27	MPB	0.250	0.687	0.000190	AL	8-32	
P25-5MGT-09AL	25	1.566	1.521	1.688	6F	---	1.00	0.42	0.86	0.31	0.55	0	0.27	MPB	0.250	0.687	0.000221	AL	8-32	
P26-5MGT-09AL	26	1.629	1.584	1.750	6F	---	1.06	0.42	0.86	0.31	0.55	0	0.27	MPB	0.250	0.750	0.000261	AL	8-32	
P28-5MGT-09AL	28	1.754	1.709	1.875	6F	---	1.19	0.42	0.86	0.31	0.55	0	0.27	MPB	0.250	0.875	0.000360	AL	8-32	
P30-5MGT-09AL	30	1.880	1.835	2.000	6F	---	1.19	0.42	0.86	0.31	0.55	0	0.27	MPB	0.250	0.875	0.000464	AL	8-32	
P32-5MGT-09AL	32	2.005	1.960	2.125	6F	---	1.25	0.42	0.86	0.31	0.55	0	0.27	MPB	0.250	0.937	0.000601	AL	8-32	
P34-5MGT-09AL	34	2.130	2.085	2.250	6F	---	1.38	0.42	0.86	0.31	0.55	0	0.27	MPB	0.250	1.062	0.000780	AL	8-32	
P36-5MGT-09AL	36	2.256	2.211	---	6	---	1.50	---	0.94	0.39	0.55	0	0.27	MPB	0.313	1.062	0.001023	AL	8-32	
P38-5MGT-09AL	38	2.381	2.336	---	6	---	1.50	---	0.94	0.39	0.55	0	0.27	MPB	0.313	1.187	0.001243	AL	8-32	
P40-5MGT-09AL	40	2.506	2.461	---	6	---	1.50	---	0.94	0.39	0.55	0	0.27	MPB	0.313	1.187	0.001500	AL	8-32	
P44-5MGT-09AL	44	2.757	2.712	---	6	---	1.50	---	0.94	0.39	0.55	0	0.27	MPB	0.313	1.187	0.002148	AL	8-32	
P48-5MGT-09AL	48	3.008	2.963	---	6	---	1.50	---	0.94	0.39	0.55	0	0.27	MPB	0.375	1.187	0.003001	AL	10-32	
P50-5MGT-09AL	50	3.133	3.088	---	6	---	1.50	---	0.94	0.39	0.55	0	0.27	MPB	0.375	1.187	0.003518	AL	10-32	
P56-5MGT-09AL	56	3.509	3.464	---	6	---	1.50	---	0.94	0.39	0.55	0	0.27	MPB	0.375	1.187	0.005492	AL	10-32	
P60-5MGT-09AL	60	3.760	3.715	---	6	---	1.50	---	0.94	0.39	0.55	0	0.27	MPB	0.375	1.187	0.007220	AL	10-32	
P62-5MGT-09AL	62	3.885	3.840	---	6	---	1.50	---	0.94	0.39	0.55	0	0.27	MPB	0.375	1.187	0.008225	AL	10-32	
P70-5MGT-09AL	70	4.386	4.341	---	6	---	1.50	---	0.94	0.39	0.55	0	0.27	MPB	0.375	1.187	0.013352	AL	10-32	
P72-5MGT-09AL	72	4.511	4.466	---	6	---	1.50	---	0.94	0.39	0.55	0	0.27	MPB	0.375	1.187	0.014946	AL	10-32	

CAUTION: AL sprockets have limited wear resistance with 5MGT belts, and insufficient wear resistance and load capacity for 5M Poly Chain GT Carbon belts. Consider using for prototyping purposes.

Notes: * Weights for Minimum Plain Bore (MPB) Sprockets are with minimum bore.

** WR² values have lb-ft² units.

*** Aluminum sprockets have clear anodize finish.

**** 12 & 13 groove pulleys are supplied with one set screw. All other sizes are supplied with two set screws at 90 degrees.

Material Spec: S - Steel SS - Sintered Steel G - Grey Iron D - Ductile Iron

Design Type Suffix: 1 - Solid 2 - Web 3 - Arms

Details shown which do not affect drive function may be changed without notification.

5mm Pitch PowerGrip® GT®2 Aluminum Sprocket Specifications

Sprocket Number	Number of Teeth	Diameters (in)			Design Type	Dimensions (in)										Approx. Wt (lb) *	Approx. WR ² **	Mati. Spec. ***	Screw Size ****	
		Pitch	O.D.	Flange Ref.		A	B	C	D	E	F	M	F-CL	Bushing Size	Bore Sizes					
															Min.					Max.
P12-5MGT-15AL	12	0.752	0.707	0.875	6F	---	0.44	0.66	1.03	0.25	0.78	0	0.39	MPB	0.250	0.250	0.000019	AL	8-32	
P13-5MGT-15AL	13	0.815	0.770	0.938	6F	---	0.50	0.66	1.03	0.25	0.78	0	0.39	MPB	0.250	0.250	0.000026	AL	8-32	
P14-5MGT-15AL	14	0.877	0.832	1.000	6F	---	0.50	0.66	1.03	0.25	0.78	0	0.39	MPB	0.250	0.250	0.000036	AL	8-32	
P15-5MGT-15AL	15	0.940	0.895	1.063	6F	---	0.56	0.66	1.03	0.25	0.78	0	0.39	MPB	0.250	0.250	0.000046	AL	8-32	
P16-5MGT-15AL	16	1.003	0.958	1.094	6F	---	0.56	0.66	1.03	0.25	0.78	0	0.39	MPB	0.250	0.313	0.000060	AL	8-32	
P17-5MGT-15AL	17	1.065	1.020	1.188	6F	---	0.63	0.66	1.03	0.25	0.78	0	0.39	MPB	0.250	0.313	0.000077	AL	8-32	
P18-5MGT-15AL	18	1.128	1.083	1.250	6F	---	0.69	0.66	1.03	0.25	0.78	0	0.39	MPB	0.250	0.375	0.000097	AL	8-32	
P19-5MGT-15AL	19	1.191	1.146	1.313	6F	---	0.75	0.66	1.03	0.25	0.78	0	0.39	MPB	0.250	0.437	0.000121	AL	8-32	
P20-5MGT-15AL	20	1.253	1.208	1.375	6F	---	0.81	0.66	1.03	0.25	0.78	0	0.39	MPB	0.250	0.500	0.000181	AL	8-32	
P22-5MGT-15AL	22	1.379	1.334	1.500	6F	---	0.94	0.66	1.03	0.25	0.78	0	0.39	MPB	0.250	0.625	0.000262	AL	8-32	
P24-5MGT-15AL	24	1.504	1.459	1.625	6F	---	1.00	0.66	1.09	0.31	0.78	0	0.39	MPB	0.250	0.687	0.000306	AL	8-32	
P25-5MGT-15AL	25	1.566	1.521	1.688	6F	---	1.00	0.66	1.09	0.31	0.78	0	0.39	MPB	0.250	0.687	0.000362	AL	8-32	
P26-5MGT-15AL	26	1.629	1.584	1.750	6F	---	1.06	0.66	1.09	0.31	0.78	0	0.39	MPB	0.250	0.750	0.000497	AL	8-32	
P28-5MGT-15AL	28	1.754	1.709	1.875	6F	---	1.19	0.66	1.09	0.31	0.78	0	0.39	MPB	0.250	0.875	0.000646	AL	8-32	
P30-5MGT-15AL	30	1.880	1.835	2.000	6F	---	1.19	0.66	1.09	0.31	0.78	0	0.39	MPB	0.250	0.875	0.000838	AL	8-32	
P32-5MGT-15AL	32	2.005	1.960	2.125	6F	---	1.25	0.66	1.09	0.31	0.78	0	0.39	MPB	0.250	0.937	0.001083	AL	8-32	
P34-5MGT-15AL	34	2.130	2.085	2.250	6F	---	1.38	0.66	1.09	0.31	0.78	0	0.39	MPB	0.250	1.062	0.001411	AL	8-32	
P36-5MGT-15AL	36	2.256	2.211	---	6	---	1.50	---	1.19	0.41	0.78	0	0.39	MPB	0.313	1.062	0.001725	AL	8-32	
P38-5MGT-15AL	38	2.381	2.336	---	6	---	1.50	---	1.19	0.41	0.78	0	0.39	MPB	0.313	1.187	0.002093	AL	8-32	
P40-5MGT-15AL	40	2.506	2.461	---	6	---	1.50	---	1.19	0.41	0.78	0	0.39	MPB	0.313	1.187	0.003019	AL	8-32	
P44-5MGT-15AL	44	2.757	2.712	---	6	---	1.50	---	1.19	0.41	0.78	0	0.39	MPB	0.313	1.187	0.004240	AL	8-32	
P48-5MGT-15AL	48	3.008	2.963	---	6	---	1.50	---	1.19	0.41	0.78	0	0.39	MPB	0.375	1.187	0.004979	AL	10-32	
P50-5MGT-15AL	50	3.133	3.088	---	6	---	1.50	---	1.19	0.41	0.78	0	0.39	MPB	0.375	1.187	0.007803	AL	10-32	
P56-5MGT-15AL	56	3.509	3.464	---	6	---	1.50	---	1.19	0.41	0.78	0	0.39	MPB	0.375	1.187	0.010274	AL	10-32	
P60-5MGT-15AL	60	3.760	3.715	---	6	---	1.50	---	1.19	0.41	0.78	0	0.39	MPB	0.375	1.187	0.011713	AL	10-32	
P62-5MGT-15AL	62	3.885	3.840	---	6	---	1.50	---	1.19	0.41	0.78	0	0.39	MPB	0.375	1.187	0.019047	AL	10-32	
P70-5MGT-15AL	70	4.386	4.341	---	6	---	1.50	---	1.19	0.41	0.78	0	0.39	MPB	0.375	1.187	0.021326	AL	10-32	
P72-5MGT-15AL	72	4.511	4.466	---	6	---	1.50	---	1.19	0.41	0.78	0	0.39	MPB	0.375	1.187	1.21	AL	10-32	

CAUTION: AL sprockets have limited wear resistance with 5MGT belts, and insufficient wear resistance and load capacity for 5M Poly Chain GT Carbon belts. Consider using for prototyping purposes.

Notes: * Weights for Minimum Plain Bore (MPB) Sprockets are with minimum bore.
 ** WR² values have lb-ft² units.
 *** Aluminum sprockets have clear anodize finish.
 **** 12 & 13 groove pulleys are supplied with one set screw. All other sizes are supplied with two set screws at 90 degrees.

Material Spec: S - Steel SS - Sintered Steel G - Grey Iron D - Ductile Iron
 Design Type Suffix: 1 - Solid 2 - Web 3 - Arms

Details shown which do not affect drive function may be changed without notification.

5mm Pitch PowerGrip® GT®2 Sprocket Specifications

Sprocket Number	Number of Teeth	Diameters (in)			Design Type	Dimensions (in)										Approx. Wt. (lb)	Approx. WR ²	Mtl. Spec.	
		Pitch	O.D.	Flange Ref.		A	B	C	D	E	F	M	F-CL	Bushing Size	Bore Sizes				
															Min.				Max.
P18-5MGT-15-MPB	18	1.128	1.083	1.375	6F	—	0.68	0.71	1.25	0.36	0.89	0	0.45	MPB	0.250	0.375	0.24	0.0002	ST
P19-5MGT-15-MPB	19	1.191	1.146	1.438	6F	—	0.88	0.71	1.25	0.36	0.89	0	0.45	MPB	0.250	0.437	0.28	0.0003	ST
P20-5MGT-15-MPB	20	1.253	1.208	1.531	6F	—	0.90	0.71	1.25	0.36	0.89	0	0.45	MPB	0.250	0.500	0.32	0.0004	ST
P21-5MGT-15-MPB	21	1.316	1.271	1.531	6F	—	0.90	0.71	1.25	0.36	0.89	0	0.45	MPB	0.250	0.500	0.36	0.0005	ST
P22-5MGT-15-MPB	22	1.379	1.334	1.656	6F	—	0.94	0.71	1.28	0.39	0.89	0	0.45	MPB	0.250	0.500	0.40	0.0006	ST
P23-5MGT-15-MPB	23	1.441	1.396	1.656	6F	—	1.15	0.71	1.28	0.39	0.89	0	0.45	MPB	0.375	0.625	0.44	0.0007	ST
P24-5MGT-15-MPB	24	1.504	1.459	1.781	6F	—	1.18	0.71	1.28	0.39	0.89	0	0.45	MPB	0.375	0.625	0.47	0.0009	ST
P25-5MGT-15-MPB	25	1.566	1.521	1.781	6F	—	1.18	0.71	1.28	0.39	0.89	0	0.45	MPB	0.375	0.625	0.55	0.0011	ST
P26-5MGT-15-MPB	26	1.629	1.584	1.906	6F	—	1.21	0.71	1.28	0.39	0.89	0	0.45	MPB	0.375	0.687	0.60	0.0013	ST
P28-5MGT-15-MPB	28	1.754	1.709	2.031	6F	—	1.37	0.71	1.34	0.45	0.89	0	0.45	MPB	0.500	0.750	0.67	0.0017	ST
P30-5MGT-15-MPB	30	1.880	1.835	2.125	6F	—	1.44	0.71	1.34	0.45	0.89	0	0.45	MPB	0.500	0.937	0.75	0.0022	ST
P32-5MGT-15-MPB	32	2.005	1.960	2.125	6F	—	1.44	0.71	1.34	0.45	0.89	0	0.45	MPB	0.500	0.937	0.88	0.0029	ST
P34-5MGT-15-MPB	34	2.130	2.085	2.375	6F	—	1.69	0.71	1.34	0.45	0.89	0	0.45	MPB	0.500	1.000	0.95	0.0036	ST
P36-5MGT-15-MPB	36	2.256	2.211	2.375	6F	—	1.69	0.71	1.34	0.45	0.89	0	0.45	MPB	0.500	1.125	1.12	0.0047	ST
P36-5MGT-15	36	2.256	2.211	2.375	AF	—	—	0.71	0.88	0	0.88	0	0.44	1108	0.500	1.000	0.50	0.0021	ST
P38-5MGT-15-MPB	38	2.381	2.336	2.625	6F	—	1.96	0.71	1.34	0.45	0.89	0	0.45	MPB	0.500	1.250	1.35	0.0064	ST
P38-5MGT-15	38	2.381	2.336	2.625	AF	—	—	0.71	0.88	0	0.89	0	0.45	1108	0.500	1.000	0.61	0.0029	ST
P40-5MGT-15-MPB	40	2.506	2.461	2.750	6F	—	2.09	0.71	1.38	0.49	0.89	0	0.45	MPB	0.500	1.312	1.50	0.0079	ST
P40-5MGT-15	40	2.506	2.461	2.750	AF	—	—	0.71	0.88	0	0.89	0	0.45	1108	0.500	1.000	0.72	0.0038	ST
P44-5MGT-15	44	2.757	2.712	3.094	AF	—	—	0.71	0.88	0	0.89	0	0.45	1108	0.500	1.000	0.95	0.0061	ST
P45-5MGT-15-MPB	45	2.820	2.775	3.094	6F	—	2.34	0.71	1.38	0.49	0.89	0	0.45	MPB	0.500	1.500	2.00	0.0134	ST
P48-5MGT-15	48	3.008	2.963	3.330	BF	—	2.50	0.71	1.00	0	0.89	0.13	0.45	1210	0.500	1.250	0.97	0.0074	DI
P50-5MGT-15-MPB	50	3.133	3.088	3.330	6F	—	2.50	0.71	1.38	0.49	0.89	0	0.45	MPB	0.500	1.750	2.30	0.0190	DI
P52-5MGT-15	52	3.258	3.213	3.566	BF	—	2.81	0.71	1.00	0	0.89	0.13	0.45	1210	0.500	1.250	1.17	0.0105	DI
P56-5MGT-15	56	3.509	3.464	3.800	BF	—	2.88	0.71	1.00	0	0.89	0.13	0.45	1610	0.500	1.688	1.37	0.0143	DI
P60-5MGT-15	60	3.760	3.715	4.044	BF	—	3.12	0.71	1.00	0	0.89	0.13	0.45	1610	0.500	1.688	1.68	0.0201	DI
P64-5MGT-15	64	4.010	3.965	4.170	BF	—	3.25	0.71	1.00	0	0.89	0.13	0.45	1610	0.500	1.688	2.00	0.0273	DI
P68-5MGT-15	68	4.261	4.216	4.520	BF	—	3.25	0.71	1.00	0	0.89	0.13	0.45	1610	0.500	1.688	2.40	0.0370	DI
P72-5MGT-15	72	4.511	4.466	4.670	BF	—	3.25	0.71	1.00	0	0.89	0.13	0.45	1610	0.500	1.688	2.70	0.0468	DI
P80-5MGT-15	80	5.013	4.968	—	B	—	3.25	—	1.00	0	0.89	0.11	0.45	1610	0.500	1.688	3.60	0.0771	DI
P90-5MGT-15	90	5.639	5.594	—	B	—	3.25	—	1.00	0	0.89	0.11	0.45	1610	0.500	1.688	5.00	0.1358	DI
P112-5MGT-15	112	7.018	6.973	—	B	—	4.38	—	1.25	0	0.89	0.36	0.45	2012	0.500	2.125	8.30	0.3503	DI

Material Spec: S - Steel SS - Sintered Steel G - Grey Iron D - Ductile Iron
Design Type Suffix: 1 - Solid 2 - Web 3 - Arms

NOTES: • Weights for Minimum Plain Bore (MPB) Sprockets are with minimum bore • Weights and WR² for Bushed Sprockets do not include bushings. • WR² values have lb-ft² units.

Details shown which do not affect drive function may be changed without notification.



5mm Pitch PowerGrip® GT®2 Sprocket Specifications

Sprocket Number	Number of Teeth	Diameters (in)			Design Type	Dimensions (in)										Approx. Wt. (lb)	Approx. WR²	Mtl. Spec.	
		Pitch	O.D.	Flange Ref.		A	B	C	D	E	F	M	F-CL	Bushing Size	Bore Sizes				
															Min.				Max.
P18-5MGT-25-MPB	18	1.128	1.083	1.375	6F	---	0.68	1.1	1.65	0.37	1.28	0	0.64	MPB	0.250	0.375	0.24	0.0002	ST
P19-5MGT-25-MPB	19	1.191	1.146	1.438	6F	---	0.88	1.1	1.65	0.37	1.28	0	0.64	MPB	0.250	0.437	0.28	0.0003	ST
P20-5MGT-25-MPB	20	1.253	1.208	1.531	6F	---	0.90	1.1	1.65	0.37	1.28	0	0.64	MPB	0.250	0.500	0.32	0.0004	ST
P21-5MGT-25-MPB	21	1.316	1.271	1.531	6F	---	0.90	1.1	1.65	0.37	1.28	0	0.64	MPB	0.250	0.500	0.36	0.0005	ST
P22-5MGT-25-MPB	22	1.379	1.334	1.656	6F	---	0.94	1.1	1.68	0.40	1.28	0	0.64	MPB	0.250	0.500	0.40	0.0006	ST
P23-5MGT-25-MPB	23	1.441	1.396	1.656	6F	---	1.15	1.1	1.68	0.40	1.28	0	0.64	MPB	0.375	0.625	0.44	0.0007	ST
P24-5MGT-25-MPB	24	1.504	1.459	1.781	6F	---	1.18	1.1	1.68	0.40	1.28	0	0.64	MPB	0.375	0.625	0.47	0.0009	ST
P25-5MGT-25-MPB	25	1.566	1.521	1.781	6F	---	1.18	1.1	1.68	0.40	1.28	0	0.64	MPB	0.375	0.625	0.55	0.0011	ST
P26-5MGT-25-MPB	26	1.629	1.584	1.906	6F	---	1.21	1.1	1.68	0.40	1.28	0	0.64	MPB	0.375	0.687	0.60	0.0013	ST
P28-5MGT-25-MPB	28	1.754	1.709	2.031	6F	---	1.37	1.1	1.73	0.45	1.28	0	0.64	MPB	0.500	0.750	0.67	0.0017	ST
P30-5MGT-25-MPB	30	1.880	1.835	2.125	6F	---	1.44	1.1	1.73	0.45	1.28	0	0.64	MPB	0.500	0.937	0.75	0.0022	ST
P32-5MGT-25-MPB	32	2.005	1.960	2.125	6F	---	1.44	1.1	1.73	0.45	1.28	0	0.64	MPB	0.500	0.937	0.88	0.0029	ST
P34-5MGT-25-MPB	34	2.130	2.085	2.375	6F	---	1.69	1.1	1.73	0.45	1.28	0	0.64	MPB	0.500	1.000	0.95	0.0036	ST
P36-5MGT-25-MPB	36	2.256	2.211	2.375	6F	---	1.69	1.1	1.73	0.45	1.28	0	0.64	MPB	0.500	1.125	1.12	0.0047	ST
P36-5MGT-25	36	2.256	2.211	2.375	AF	---	---	1.1	0.88	0	1.29	0.41	0.65	1108	0.500	1.000	0.50	0.0021	ST
P38-5MGT-25-MPB	38	2.381	2.336	2.625	6F	---	1.96	1.1	1.73	0.45	1.28	0	0.64	MPB	0.500	1.250	1.35	0.0064	ST
P38-5MGT-25	38	2.381	2.336	2.625	AF	---	---	1.1	0.88	0.00	1.29	0.41	0.65	1108	0.500	1.000	0.61	0.0029	ST
P40-5MGT-25-MPB	40	2.506	2.461	2.750	6F	---	2.09	1.1	1.78	0.50	1.28	0	0.64	MPB	0.500	1.312	1.50	0.0079	ST
P40-5MGT-25	40	2.506	2.461	2.750	AF	---	---	1.1	0.88	0	1.29	0.41	0.65	1108	0.500	1.000	0.72	0.0038	ST
P44-5MGT-25	44	2.757	2.712	3.094	AF	---	---	1.1	0.88	0	1.29	0.41	0.65	1108	0.500	1.000	0.95	0.0061	ST
P45-5MGT-25-MPB	45	2.820	2.775	3.094	6F	---	2.34	1.1	1.78	0.50	1.28	0	0.64	MPB	0.500	1.500	2.00	0.0134	ST
P48-5MGT-25	48	3.008	2.963	3.330	AF	---	---	1.1	1.00	0	1.28	0.28	0.64	1210	0.500	1.250	0.97	0.0074	DI
P50-5MGT-25-MPB	50	3.133	3.088	3.330	6F	---	2.50	1.1	1.78	0.50	1.28	0	0.64	MPB	0.500	1.750	2.30	0.0190	DI
P52-5MGT-25	52	3.258	3.213	3.566	AF	---	---	1.1	1.00	0	1.28	0.28	0.64	1210	0.500	1.250	1.17	0.0105	DI
P56-5MGT-25	56	3.509	3.464	3.800	AF	---	---	1.1	1.00	0	1.28	0.28	0.64	1610	0.500	1.688	1.37	0.0143	DI
P60-5MGT-25	60	3.760	3.715	4.044	AF	---	---	1.1	1.00	0	1.28	0.28	0.64	1610	0.500	1.688	1.68	0.0201	DI
P64-5MGT-25	64	4.010	3.965	4.170	AF	---	---	1.1	1.00	0	1.28	0.28	0.64	1610	0.500	1.688	2.00	0.0273	DI
P68-5MGT-25	68	4.261	4.216	4.520	AF	---	---	1.1	1.25	0.03	1.28	0	0.64	2012	0.500	2.125	2.40	0.0370	DI
P72-5MGT-25	72	4.511	4.466	4.670	AF	---	---	1.1	1.25	0.03	1.28	0	0.64	2012	0.500	2.125	2.70	0.0468	DI
P80-5MGT-25	80	5.013	4.968	---	A	---	---	---	1.25	0.03	1.28	0	0.64	2012	0.500	2.125	3.60	0.0771	DI
P90-5MGT-25	90	5.639	5.594	---	A	---	---	---	1.25	0.03	1.28	0	0.64	2012	0.500	2.125	5.00	0.1358	DI
P112-5MGT-25	112	7.018	6.973	---	A	---	---	---	1.25	0.03	1.28	0	0.64	2012	0.500	2.125	8.30	0.3503	DI

Material Spec: S - Steel SS - Sintered Steel G - Grey Iron D - Ductile Iron
Design Type Suffix: 1 - Solid 2 - Web 3 - Arms

NOTES: • Weights for Minimum Plain Bore (MPB) Sprockets are with minimum bore • Weights and WR² for Bushed Sprockets do not include bushings. • WR² values have lb-ft² units.

Details shown which do not affect drive function may be changed without notification.

8mm Pitch PowerGrip® GT®2 Sprocket Specifications

Sprocket Number	Number of Teeth	Diameters (in)			Dimensions (in)											Approx. Wt. (lb)	Approx. WR ²	Mater. Spec.	
		Pitch	O.D.	Flange Ref.	Design Type	A	B	C	D	E	F	M	F-CL	Bushing Size	Bore Sizes				
															Min.				Max.
P22-8MGT-12	22	2.206	2.152	2.61	AF-1	-	-	0.60	0.88	0.00	0.88	0.00	0.44	1008	0.500	1.000	0.35	0.00172	G
P23-8MGT-12	23	2.306	2.250	2.76	AF-1	-	-	0.60	0.88	0.00	0.88	0.00	0.44	1008	0.500	1.000	0.44	0.00230	G
P24-8MGT-12	24	2.406	2.350	2.76	AF-1	-	-	0.60	0.88	0.00	0.88	0.00	0.44	1008	0.500	1.000	0.49	0.00273	G
P25-8MGT-12	25	2.506	2.450	2.91	AF-1	-	-	0.60	0.88	0.00	0.88	0.00	0.44	1108	0.500	1.125	0.51	0.00322	G
P26-8MGT-12	26	2.607	2.550	2.91	AF-1	-	-	0.60	0.88	0.00	0.88	0.00	0.44	1108	0.500	1.125	0.56	0.00368	G
P27-8MGT-12	27	2.707	2.650	3.21	AF-1	-	-	0.60	0.88	0.00	0.88	0.00	0.44	1108	0.500	1.125	0.63	0.00485	G
P28-8MGT-12	28	2.807	2.750	3.21	AF-1	-	-	0.60	0.88	0.00	0.88	0.00	0.44	1108	0.500	1.125	0.74	0.00555	G
P29-8MGT-12	29	2.907	3.150	3.41	AF-1	-	-	0.72	1.00	0.00	1.00	0.00	0.50	1210	0.500	1.250	0.85	0.00691	G
P30-8MGT-12	30	3.008	3.150	3.33	AF-1	-	-	0.80	1.00	0.00	1.00	0.00	0.50	1210	0.500	1.250	0.98	0.00804	G
P31-8MGT-12	31	3.108	3.150	3.33	AF-1	-	-	0.80	1.00	0.00	1.00	0.00	0.50	1210	0.500	1.250	0.98	0.00986	G
P32-8MGT-12	32	3.208	3.150	3.61	AF-1	-	-	0.72	1.00	0.00	1.00	0.00	0.50	1210	0.500	1.250	1.07	0.01125	G
P33-8MGT-12	33	3.308	3.250	3.57	AF-1	-	-	0.80	1.00	0.00	1.00	0.00	0.50	1210	0.500	1.250	1.25	0.01390	G
P34-8MGT-12	34	3.409	3.360	3.81	AF-1	-	-	0.80	1.00	0.00	1.00	0.00	0.50	1210	0.500	1.250	1.38	0.01620	G
P35-8MGT-12	35	3.509	3.460	3.81	AF-1	-	-	0.80	1.00	0.00	1.00	0.00	0.50	1210	0.500	1.250	1.45	0.01770	G
P36-8MGT-12	36	3.609	3.560	4.01	AF-1	-	-	0.72	1.00	0.00	1.00	0.00	0.50	1210	0.500	1.250	1.55	0.01958	G
P37-8MGT-12	37	3.709	3.660	4.04	AF-1	-	-	0.80	1.00	0.00	1.00	0.00	0.50	1210	0.500	1.250	1.84	0.02299	G
P38-8MGT-12	38	3.810	3.760	4.21	AF-1	-	-	0.72	1.00	0.00	1.00	0.00	0.50	1210	0.500	1.250	1.82	0.02522	G
P40-8MGT-12	40	4.010	3.960	4.41	BF-1	-	3.25	0.57	1.00	0.00	0.85	0.15	0.43	1210	0.500	1.250	2.08	0.02928	G
P44-8MGT-12	44	4.411	4.360	4.76	BF-1	-	3.63	0.57	1.00	0.00	0.85	0.15	0.43	1610	0.500	1.688	2.32	0.04351	G
P48-8MGT-12	48	4.812	4.760	5.21	BF-1	-	3.63	0.57	1.00	0.00	0.85	0.15	0.43	1610	0.500	1.688	2.89	0.06208	G
P56-8MGT-12	56	5.614	5.560	6.01	BF-1	-	3.63	0.57	1.00	0.00	0.85	0.15	0.43	1610	0.500	1.688	4.23	0.11864	G
P60-8MGT-12	60	6.015	5.960	6.42	BF-1	-	3.63	0.57	1.00	0.00	0.85	0.15	0.43	1610	0.500	1.688	4.86	0.15256	G
P64-8MGT-12	64	6.416	6.360	6.72	CF-1	5.71	3.63	0.57	1.00	0.08	0.85	0.07	0.51	1610	0.500	1.688	4.43	0.15333	G
P72-8MGT-12	72	7.218	7.160	7.50	CF-1	6.51	3.63	0.57	1.00	0.09	0.85	0.06	0.52	1610	0.500	1.688	5.51	0.23980	G
P80-8MGT-12	80	8.020	7.970	8.42	CF-1	7.23	3.36	0.57	1.00	0.09	0.85	0.06	0.52	1610	0.500	1.688	6.74	0.36155	G
P90-8MGT-12	90	9.023	8.970	8.97	C-1	8.38	3.63	0.85	1.00	0.09	0.85	0.06	0.52	1610	0.500	1.688	8.68	0.60674	G

Material Spec: S - Steel SS - Sintered Steel G - Grey Iron D - Ductile Iron
Design Type Suffix: 1 - Solid 2 - Web 3 - Arms

NOTES: • Weights for Minimum Plain Bore (MPB) Sprockets are with minimum bore • Weights and WR² for Bushed Sprockets do not include bushings. • WR² values have lb-ft² units.

Details shown which do not affect drive function may be changed without notification.

8mm Pitch PowerGrip® GT®2 Sprocket Specifications

Sprocket Number	Number of Teeth	Diameters (in)			Dimensions (in)											Approx. Wt.(lb)	Approx. WR²	Mtl. Spec.	
		Pitch	O.D.	Flange Ref.	Design Type	A	B	C	D	E	F	M	F-CL	Bushing Size	Bore Sizes				
															Min.				Max.
P22-8MGT-20	22	2.206	2.152	2.559	AF-1	1.55	—	0.85	0.88	0	1.14	0.26	0.57	1108	0.500	1.125	0.5	0.002	D
P24-8MGT-20	24	2.406	2.352	2.756	AF-1	1.55	—	0.85	0.88	0	1.14	0.26	0.57	1108	0.500	1.125	0.7	0.004	D
P25-8MGT-20	25	2.506	2.452	2.760	AF-1	1.79	—	0.85	0.88	0	1.13	0.26	0.57	1108	0.500	1.125	0.8	0.008	D
P26-8MGT-20	26	2.607	2.553	2.953	AF-1	1.55	—	0.85	0.88	0	1.14	0.26	0.57	1108	0.500	1.125	0.9	0.006	D
P27-8MGT-20	27	2.707	2.653	3.210	AF-1	2.07	—	0.85	0.88	0	1.13	0.26	0.57	1108	0.500	1.125	1.1	0.010	D
P28-8MGT-20	28	2.807	2.753	3.150	AF-1	1.10	—	0.85	0.88	0.26	1.14	0	0.57	1108	0.500	1.125	1.2	0.009	D
P29-8MGT-20	29	2.907	2.853	3.090	AF-1	2.22	—	0.93	0.88	0	1.13	0.25	0.57	1108	0.500	1.125	1.3	0.011	D
P30-8MGT-20	30	3.008	2.954	3.346	AF-1	1.20	—	0.85	1.00	0.13	1.13	0	0.57	1210	0.500	1.250	1.2	0.011	D
P31-8MGT-20	31	3.108	3.054	3.330	AF-1	2.47	—	0.93	1.00	0.13	1.13	0	0.57	1210	0.500	1.250	1.4	0.013	D
P32-8MGT-20	32	3.208	3.154	3.543	AF-1	1.91	—	0.85	1.00	0	1.13	0.13	0.57	1210	0.500	1.250	1.4	0.015	D
P33-8MGT-20	33	3.308	3.254	3.810	AF-1	2.67	—	0.85	1.00	0	1.13	0.13	0.57	1210	0.500	1.250	1.5	0.018	D
P34-8MGT-20	34	3.409	3.355	3.819	AF-1	1.60	—	0.85	1.00	0.13	1.13	0	0.57	1610	0.500	1.688	1.4	0.018	D
P35-8MGT-20	35	3.509	3.455	3.810	AF-1	2.86	—	0.93	1.00	0	1.13	0.13	0.57	1610	0.500	1.688	1.6	0.022	D
P36-8MGT-20	36	3.609	3.555	3.937	AF-1	1.60	—	0.85	1.00	0.13	1.13	0	0.57	1610	0.500	1.688	1.7	0.024	D
P37-8MGT-20	37	3.709	3.655	4.040	AF-1	3.06	—	0.93	1.00	0	1.13	0.13	0.57	1610	0.500	1.688	1.9	0.027	D
P38-8MGT-20	38	3.810	3.756	4.134	AF-1	1.60	—	0.85	1.00	0.13	1.13	0	0.57	1610	0.500	1.688	2.0	0.032	G
P39-8MGT-20	39	3.910	3.856	4.410	AF-1	3.26	—	0.85	1.00	0	1.13	0.13	0.57	1610	0.500	1.688	2.3	0.033	G
P40-8MGT-20	40	4.010	3.956	4.331	AF-1	1.60	—	0.85	1.00	0.13	1.13	0	0.57	1610	0.500	1.688	2.4	0.040	G
P42-8MGT-20	42	4.211	4.157	4.911	AF-1	3.47	—	0.85	1.00	0	1.13	0.13	0.57	1610	0.500	1.688	2.6	0.044	G
P44-8MGT-20	44	4.411	4.357	4.764	BF-1	—	3.88	0.85	1.25	0	1.12	0.13	0.56	2012	0.500	2.125	2.7	0.058	G
P46-8MGT-20	46	4.612	4.558	4.910	BF-1	—	0	0.97	1.25	0	1.12	0.13	0.56	2012	0.500	2.125	3.2	0.062	G
P48-8MGT-20	48	4.812	4.758	5.157	BF-1	—	4.25	0.85	1.25	0	1.12	0.13	0.56	2012	0.500	2.125	3.7	0.091	G
P50-8MGT-20	50	5.013	4.959	5.413	BF-1	—	4.18	0.85	1.25	0	1.12	0.13	0.56	2012	0.500	2.125	4.5	0.073	G
P53-8MGT-20	53	5.314	5.260	5.763	BF-1	—	0	0.93	1.25	0	1.12	0	0.56	2012	0.500	2.125	5.0	0.133	G
P56-8MGT-20	56	5.614	5.560	5.945	BF-1	—	4.38	0.85	1.25	0	1.12	0.13	0.56	2012	0.500	2.125	5.6	0.176	G
P64-8MGT-20	64	6.416	6.362	6.772	BF-1	—	4.38	0.85	1.25	0	1.12	0.13	0.56	2012	0.500	2.125	7.7	0.307	G
P72-8MGT-20	72	7.218	7.164	7.598	BF-1	—	4.38	0.85	1.25	0	1.12	0.13	0.56	2012	0.500	2.125	10.2	0.499	G
P80-8MGT-20	80	8.020	7.966	8.386	BF-1	—	4.88	0.85	1.75	0	1.12	0.63	0.56	2517	0.500	2.688	13.1	0.772	G
P90-8MGT-20	90	9.023	8.969	—	C-2	7.90	4.88	—	1.75	0.31	1.13	0.31	0.88	2517	0.500	2.688	12.5	0.903	G
P112-8MGT-20	112	11.229	11.175	—	C-2	10.51	4.88	—	1.75	0.31	1.13	0.31	0.88	2517	0.500	2.688	15.8	1.590	G
P144-8MGT-20	144	14.437	14.383	—	C-3	13.20	4.88	—	1.75	0.56	1.13	0	1.13	2517	0.500	2.688	24.7	1.890	G
P192-8MGT-20	192	19.249	19.195	—	C-3	18.45	6.25	—	2.00	0.44	1.13	0.44	1.00	3020	0.500	3.250	31.6	5.370	G

Material Spec: S - Steel SS - Sintered Steel G - Grey Iron D - Ductile Iron
Design Type Suffix: 1 - Solid 2 - Web 3 - Arms

NOTES: • Weights for Minimum Plain Bore (MPB) Sprockets are with minimum bore • Weights and WR² for Bushed Sprockets do not include bushings. • WR² values have lb-ft² units.

Details shown which do not affect drive function may be changed without notification.

8mm Pitch PowerGrip® GT®2 Sprocket Specifications

Sprocket Number	Number of Teeth	Diameters (in)			Design Type	Dimensions (in)										Bore Sizes		Approx. Wt.(lb)	Approx. WR²	Matl. Spec.
		Pitch	O.D.	Flange Ref.		A	B	C	D	E	F	M	F-CL	Bushing Size	Bore Sizes					
															Min.	Max.				
P22-8MGT-30	22	2.206	2.152	2.559	AF-1	1.55	—	1.22	0.88	0	1.50	0.63	0.75	1108	0.500	1.125	0.6	0.003	D	
P24-8MGT-30	24	2.406	2.352	2.756	AF-1	1.55	—	1.22	0.88	0	1.50	0.63	0.75	1108	0.500	1.125	0.9	0.005	D	
P25-8MGT-30	25	2.506	2.452	2.730	AF-1	1.83	—	1.30	0.88	0	1.50	0.63	0.75	1108	0.500	1.125	1.0	0.009	D	
P26-8MGT-30	26	2.607	2.553	2.953	AF-1	1.75	—	1.22	0.88	0	1.50	0.63	0.75	1108	0.500	1.125	1.1	0.008	D	
P27-8MGT-30	27	2.707	2.653	3.210	AF-1	2.03	—	1.22	0.88	0	1.50	0.63	0.75	1108	0.500	1.125	1.4	0.011	D	
P28-8MGT-30	28	2.807	2.753	3.150	AF-1	1.55	—	1.22	0.88	0	1.50	0.63	0.75	1108	0.500	1.125	1.5	0.012	G	
P29-8MGT-30	29	2.907	2.853	3.090	AF-1	2.22	—	1.30	0.88	0	1.50	0.62	0.75	1108	0.500	1.125	1.6	0.012	D	
P30-8MGT-30	30	3.008	2.954	3.346	AF-1	1.91	—	1.22	1.00	0	1.50	0.50	0.75	1210	0.500	1.250	1.5	0.015	D	
P31-8MGT-30	31	3.108	3.054	3.410	AF-1	2.38	—	1.22	1.00	0	1.50	0.50	0.75	1210	0.500	1.250	1.7	0.018	D	
P32-8MGT-30	32	3.208	3.154	3.543	AF-1	2.19	—	1.22	1.00	0	1.50	0.50	0.75	1210	0.500	1.250	1.7	0.019	D	
P33-8MGT-30	33	3.308	3.254	3.570	AF-1	2.63	—	1.30	1.00	0	1.50	0.50	0.75	1210	0.500	1.250	1.8	0.020	D	
P34-8MGT-30	34	3.409	3.355	3.819	AF-1	2.29	—	1.22	1.00	0	1.50	0.50	0.75	1610	0.500	1.688	1.8	0.024	D	
P35-8MGT-30	35	3.509	3.455	3.810	AF-1	2.82	—	1.30	1.00	0	1.50	0.50	0.75	1610	0.500	1.688	2.0	0.024	D	
P36-8MGT-30	36	3.609	3.555	3.937	AF-1	2.29	—	1.22	1.00	0	1.50	0.50	0.75	1610	0.500	1.688	2.2	0.032	D	
P37-8MGT-30	37	3.709	3.655	4.040	AF-1	3.02	—	1.30	1.00	0	1.50	0.50	0.75	1610	0.500	1.688	2.3	0.027	D	
P38-8MGT-30	38	3.810	3.756	4.134	AF-1	2.53	—	1.22	1.00	0	1.50	0.50	0.75	1610	0.500	1.688	2.5	0.040	D	
P39-8MGT-30	39	3.910	3.856	4.410	AF-1	3.22	—	1.22	1.00	0	1.50	0.50	0.75	1610	0.500	1.688	2.5	0.034	G	
P40-8MGT-30	40	4.010	3.956	4.331	AF-1	3.00	—	1.22	1.25	0	1.50	0.25	0.75	2012	0.500	2.125	2.3	0.045	G	
P42-8MGT-30	42	4.211	4.157	4.910	AF-1	3.47	—	1.22	1.25	0	1.50	0.25	0.75	2012	0.500	2.125	3.0	0.053	G	
P44-8MGT-30	44	4.411	4.357	4.764	AF-1	3.50	—	1.22	1.25	0	1.50	0.25	0.75	2012	0.500	2.125	3.2	0.071	G	
P46-8MGT-30	46	4.612	4.558	4.910	AF-1	3.62	—	1.22	1.25	0	1.50	0.25	0.75	2012	0.500	2.125	3.9	0.069	G	
P48-8MGT-30	48	4.812	4.758	5.157	AF-1	3.80	—	1.22	1.25	0	1.50	0.25	0.75	2012	0.500	2.125	4.2	0.106	G	
P50-8MGT-30	50	5.013	4.959	5.410	AF-1	4.13	—	1.22	1.25	0	1.50	0.25	0.75	2012	0.500	2.125	5.0	0.110	G	
P53-8MGT-30	53	5.314	5.260	6.110	AF-1	4.22	—	1.22	1.25	0	1.54	0.29	0.77	2012	0.500	2.125	6.2	0.153	G	
P56-8MGT-30	56	5.614	5.560	5.945	AF-1	4.60	—	1.22	1.25	0	1.50	0.25	0.75	2012	0.500	2.125	6.3	0.208	G	
P64-8MGT-30	64	6.416	6.362	6.772	BF-1	—	4.88	1.22	1.75	0	1.50	0.25	0.75	2517	0.500	2.688	9.5	0.404	G	
P72-8MGT-30	72	7.218	7.164	7.598	BF-1	—	4.88	1.22	1.75	0	1.50	0.25	0.75	2517	0.500	2.688	12.8	0.659	G	
P80-8MGT-30	80	8.020	7.966	8.386	BF-1	—	4.88	1.22	1.75	0	1.50	0.25	0.75	2517	0.500	2.688	16.5	1.019	G	
P90-8MGT-30	90	9.023	8.969	—	C-2	7.90	4.88	—	1.75	0.13	1.50	0.12	0.75	2517	0.500	2.688	21.6	1.650	G	
P112-8MGT-30	112	11.229	11.175	—	C-2	10.00	4.88	—	1.75	0.13	1.50	0.12	0.75	2517	0.500	2.688	25.4	3.420	G	
P144-8MGT-30	144	14.437	14.383	—	C-2	13.20	4.88	—	1.88	0.38	1.50	0	0.75	2517	0.500	2.688	31.0	6.014	G	
P192-8MGT-30	192	19.249	19.195	—	C-3	18.41	6.25	—	2.00	0.25	1.50	0.25	1.00	3020	0.500	2.250	33.4	7.270	G	

Material Spec: S - Steel SS - Sintered Steel G - Grey Iron D - Ductile Iron
Design Type Suffix: 1 - Solid 2 - Web 3 - Arms

NOTES: • Weights for Minimum Plain Bore (MPB) Sprockets are with minimum bore • Weights and WR² for Bushed Sprockets do not include bushings. • WR² values have lb-ft² units.

Details shown which do not affect drive function may be changed without notification.

8mm Pitch PowerGrip® GT®2 Sprocket Specifications

Sprocket Number	Number of Teeth	Diameters (in)			Dimensions (in)												Approx. Wt. (lb)	Approx. WR ²	Mtl. Spec.
		Pitch	O.D.	Flange Ref.	Design Type	A	B	C	D	E	F	M	F-CL	Bushing Size	Bore Sizes				
															Min.	Max.			
P28-8MGT-50-MPB	28	2.807	2.753	3.207	6F-1	1.80	2.34	2.10	2.50	0.62	2.38	0.50	1.19	MPB	0.500	1.500	3.7	0.024	D
P30-8MGT-50	30	3.008	2.954	3.346	AF-1	2.00	—	2.10	1.00	0	2.38	1.38	1.19	1210	0.500	1.250	2.2	0.023	D
P32-8MGT-50	32	3.208	3.154	3.543	AF-1	2.36	—	2.10	1.00	0	2.38	1.38	1.19	1210	0.500	1.250	2.3	0.028	D
P34-8MGT-50	34	3.409	3.355	3.819	AF-1	2.57	—	2.10	1.00	0	2.38	1.38	1.19	1610	0.500	1.688	4.0	0.045	D
P36-8MGT-50	36	3.609	3.555	3.937	AF-1	2.77	—	2.10	1.00	0	2.38	1.38	1.19	1610	0.500	1.688	2.7	0.043	G
P38-8MGT-50	38	3.810	3.756	4.134	AF-1	2.97	—	2.10	1.00	0	2.38	1.38	1.19	1610	0.500	1.688	3.1	0.054	G
P40-8MGT-50	40	4.010	3.956	4.331	AF-1	2.97	—	2.10	1.25	0	2.38	1.13	1.19	2012	0.500	2.125	3.5	0.068	D
P44-8MGT-50	44	4.411	4.357	4.764	AF-1	3.50	—	2.10	1.25	0	2.38	1.13	1.19	2012	0.500	2.125	4.3	0.099	G
P48-8MGT-50	48	4.812	4.758	5.157	AF-1	3.80	—	2.10	1.25	0	2.38	1.13	1.19	2012	0.500	2.125	5.5	0.149	G
P56-8MGT-50	56	5.614	5.560	5.945	AF-1	4.60	—	2.10	1.75	0	2.38	0.63	1.19	2517	0.500	2.688	8.1	0.295	G
P64-8MGT-50	64	6.416	6.362	6.772	AF-1	5.40	—	2.10	1.75	0	2.38	0.63	1.19	2517	0.500	2.688	11.7	0.527	G
P72-8MGT-50	72	7.218	7.164	7.598	AF-1	6.20	—	2.10	1.75	0	2.38	0.63	1.19	2517	0.500	2.688	15.7	0.862	G
P80-8MGT-50	80	8.020	7.966	8.386	AF-1	6.90	—	2.10	1.75	0	2.38	0.63	1.19	2517	0.500	2.688	20.3	1.343	G
P90-8MGT-50	90	9.023	8.969	—	A-1	7.90	—	—	2.00	0	2.38	0.38	1.19	3020	0.875	3.250	26.9	2.277	G
P112-8MGT-50	112	11.229	11.175	—	A-2	10.00	—	—	2.00	0	2.38	0.38	1.19	3020	0.875	3.250	29.8	3.746	G
P144-8MGT-50	144	14.437	14.383	—	A-3	13.49	—	—	2.00	0	2.39	0.39	1.19	3020	0.875	3.250	49.0	8.988	D
P192-8MGT-50	192	19.249	19.195	—	A-3	18.00	—	—	2.00	0	2.38	0.38	1.19	3020	0.875	3.250	108.0	32.21	G

Material Spec: S - Steel SS - Sintered Steel G - Grey Iron D - Ductile Iron
Design Type Suffix: 1 - Solid 2 - Web 3 - Arms

NOTES: • Weights for Minimum Plain Bore (MPB) Sprockets are with minimum bore • Weights and WR² for Bushed Sprockets do not include bushings. • WR² values have lb-ft² units.

Details shown which do not affect drive function may be changed without notification.

8mm Pitch PowerGrip® GT®2 Sprocket Specifications

Sprocket Number	Number of Teeth	Diameters (in)			Design Type	Dimensions (in)										Approx. Wt. (lb)	Approx. WR²	Matl. Spec.	
		Pitch	O.D.	Flange Ref.		A	B	C	D	E	F	M	F-CL	Bushing Size	Bore Sizes				
															Min.	Max.			
P34-8MGT-85	34	3.409	3.355	3.819	AF-1	2.52	—	3.47	1.50	0.75	3.75	1.50	1.88	1615	0.500	1.688	3.9	0.054	G
P36-8MGT-85	36	3.609	3.555	4.009	AF-1	2.72	—	3.47	1.50	0.75	3.75	1.50	1.88	1615	0.500	1.688	4.4	0.069	G
P38-8MGT-85	38	3.810	3.756	4.210	AF-1	3.00	—	3.47	1.00	1.38	3.75	1.38	1.88	1610	0.500	1.688	4.3	0.077	G
P40-8MGT-85	40	4.010	3.956	4.410	AF-1	3.12	—	3.47	1.25	1.25	3.75	1.25	1.88	2012	0.500	2.125	4.7	0.097	D
P44-8MGT-85	44	4.411	4.357	4.764	AF-1	3.50	—	3.47	1.25	1.25	3.75	1.25	1.88	2012	0.500	2.125	5.9	0.144	G
P48-8MGT-85	48	4.812	4.758	5.212	AF-1	3.80	—	3.47	1.25	1.25	3.75	1.25	1.88	2012	0.500	2.125	7.6	0.214	G
P56-8MGT-85	56	5.614	5.560	6.014	AF-1	4.60	—	3.47	1.75	0.81	3.75	1.19	1.88	2517	0.500	2.688	10.6	0.405	G
P64-8MGT-85	64	6.416	6.362	6.716	AF-1	5.40	—	3.47	1.75	0.59	3.75	1.41	1.88	2517	0.500	2.688	14.5	0.698	G
P72-8MGT-85	72	7.218	7.164	7.500	AF-1	6.20	—	3.47	2.00	0.88	3.76	0.88	1.88	3020	0.875	3.250	18.0	1.121	G
P80-8MGT-85	80	8.020	7.966	8.420	AF-1	7.20	—	3.47	2.00	0.50	3.75	1.25	1.88	3020	0.875	3.250	22.4	1.642	G
P90-8MGT-85	90	9.023	8.969	—	A-1	7.90	—	—	2.00	0.50	3.75	1.25	1.88	3020	0.875	3.250	31.5	2.846	G
P112-8MGT-85	112	11.229	11.175	—	D-1	10.00	6.25	—	2.00	0.50	3.75	1.25	1.88	3020	0.875	3.250	33.2	4.621	G
P144-8MGT-85	144	14.437	14.383	—	D-1	13.44	6.56	—	3.50	0	3.75	0.25	1.88	3535	1.188	3.938	54.1	11.06	G
P192-8MGT-85	192	19.249	19.195	—	D-1	18.00	7.00	—	3.50	0.13	3.76	0.13	1.88	3535	1.188	3.938	125.0	39.63	G

Material Spec: S - Steel SS - Sintered Steel G - Grey Iron D - Ductile Iron
Design Type Suffix: 1 - Solid 2 - Web 3 - Arms

NOTES: • Weights for Minimum Plain Bore (MPB) Sprockets are with minimum bore • Weights and WR² for Bushed Sprockets do not include bushings. • WR² values have lb-ft² units.

Details shown which do not affect drive function may be changed without notification.

14mm Pitch PowerGrip® GT®2 Sprocket Specifications

Sprocket Number	Number of Teeth	Diameters (in)			Design Type	Dimensions (in)										Approx. Wt.(lb)	Approx. WR ²	Matl. Spec.	
		Pitch	O.D.	Flange Ref.		A	B	C	D	E	F	M	F-CL	Bushing Size	Bore Sizes				
															Min.				Max.
P28-14MGT-40	28	4.912	4.802	5.560	AF-1	3.13	—	1.81	1.25	0	2.13	0.88	1.06	2012	0.500	2.125	5.9	0.153	G
P29-14MGT-40	29	5.088	4.978	5.560	AF-1	3.15	—	1.81	1.25	0	2.13	0.88	1.06	2012	0.500	2.125	6.6	0.181	G
P30-14MGT-40	30	5.263	5.153	6.125	AF-1	3.85	—	1.81	1.25	0	2.13	0.88	1.06	2012	0.500	2.125	6.5	0.193	G
P31-14MGT-40	31	5.439	5.329	6.110	AF-1	4.22	—	1.81	1.25	0	2.13	0.88	1.06	2012	0.500	2.125	7.5	0.164	G
P32-14MGT-40	32	5.614	5.504	6.125	AF-1	3.92	—	1.81	1.25	0	2.13	0.88	1.06	2012	0.500	2.125	8.0	0.265	G
P33-14MGT-40	33	5.790	5.680	6.470	AF-1	4.53	—	1.81	1.25	0	2.13	0.88	1.06	2012	0.500	2.125	9.0	0.208	G
P34-14MGT-40	34	5.965	5.855	6.500	AF-1	4.06	—	1.81	1.25	0	2.13	0.88	1.06	2012	0.500	2.125	9.4	0.349	G
P35-14MGT-40	35	6.141	6.031	6.820	AF-1	4.95	—	1.81	1.25	0	2.13	0.88	1.06	2012	0.500	2.125	10.0	0.269	G
P36-14MGT-40	36	6.316	6.206	6.875	AF-1	4.69	—	1.81	1.75	0	2.13	0.38	1.06	2517	0.500	2.688	10.5	0.444	G
P37-14MGT-40	37	6.492	6.382	7.170	AF-1	5.27	—	1.81	1.75	0	2.13	0.38	1.06	2517	0.500	2.688	11.7	0.392	G
P38-14MGT-40	38	6.667	6.557	7.219	AF-1	4.94	—	1.81	1.75	0	2.13	0.38	1.06	2517	0.500	2.688	12.2	0.565	G
P39-14MGT-40	39	6.842	6.732	7.520	AF-1	5.54	—	1.81	1.75	0	2.13	0.38	1.06	2517	0.500	2.688	13.7	0.502	G
P40-14MGT-40	40	7.018	6.908	7.500	AF-1	5.06	—	1.81	1.75	0	2.13	0.38	1.06	2517	0.500	2.688	14.2	0.713	G
P42-14MGT-40	42	7.369	7.259	8.040	AF-1	6.16	—	1.81	1.75	0	2.13	0.38	1.06	2517	0.500	2.688	16.0	0.691	G
P44-14MGT-40	44	7.720	7.610	8.343	AF-1	6.14	—	1.81	1.75	0	2.13	0.38	1.06	2517	0.500	2.688	17.6	1.046	G
P46-14MGT-40	46	8.071	7.961	8.420	AF-1	6.88	—	1.85	1.75	0	2.13	0.38	1.06	2517	0.500	2.688	21.0	1.026	G
P48-14MGT-40	48	8.421	8.311	8.937	AF-1	6.50	—	1.81	1.75	0	2.13	0.38	1.06	2517	0.500	2.688	22.0	1.527	G
P50-14MGT-40	50	8.772	8.662	9.290	DF-1	7.44	4.88	1.81	1.75	0.19	2.13	0.19	1.06	2517	0.500	2.688	25.0	0.954	G
P52-14MGT-40	52	9.123	9.013	9.687	AF-1	7.18	—	1.81	1.75	0	2.13	0.38	1.06	2517	0.500	2.688	26.5	2.126	G
P56-14MGT-40	56	9.825	9.715	10.375	AF-1	7.88	—	1.81	1.75	0	2.13	0.38	1.06	2517	0.500	2.688	31.3	2.878	G
P60-14MGT-40	60	10.527	10.417	11.062	AF-1	8.50	—	1.81	2.00	0	2.13	0.13	1.06	3020	0.875	3.250	28.9	3.177	G
P64-14MGT-40	64	11.229	11.119	11.750	AF-1	9.25	—	1.81	2.00	0	2.13	0.13	1.06	3020	0.875	3.250	31.0	3.872	G
P68-14MGT-40	68	11.930	11.820	12.500	DF-1	10.00	6.25	1.81	2.00	0	2.13	0.13	1.06	3020	0.875	3.250	31.3	4.446	G
P72-14MGT-40	72	12.632	12.522	13.187	DF-1	10.69	6.25	1.81	2.00	0	2.13	0.13	1.06	3020	0.875	3.250	33.9	5.410	G
P80-14MGT-40	80	14.036	13.926	14.625	DF-3	12.53	5.50	1.81	2.00	0	2.13	0.13	1.06	3020	0.875	3.250	33.7	7.474	G
P90-14MGT-40	90	15.790	15.680	—	D-3	14.25	5.50	1.81	2.00	0	2.13	0.13	1.06	3020	0.875	3.250	39.7	9.396	G
P112-14MGT-40	112	19.650	19.540	—	A-3	18.09	—	—	2.00	0	2.13	0.13	1.06	3020	0.875	3.250	100.5	29.660	G
P144-14MGT-40	144	25.264	25.154	—	A-3	23.65	—	—	2.00	0	2.13	0.13	1.06	3020	0.875	3.250	154.1	75.160	G
P168-14MGT-40	168	29.475	29.365	—	A-3	27.50	—	—	2.00	0	2.13	0.13	1.06	3020	0.875	3.250	133.2	113.300	G
P192-14MGT-40	192	33.686	33.576	—	A-3	31.75	—	—	2.00	0	2.13	0.13	1.06	3020	0.875	3.250	167.6	189.800	G

Material Spec: S - Steel SS - Sintered Steel G - Grey Iron D - Ductile Iron
Design Type Suffix: 1 - Solid 2 - Web 3 - Arms

NOTES: • Weights for Minimum Plain Bore (MPB) Sprockets are with minimum bore • Weights and WR² for Bushed Sprockets do not include bushings. • WR² values have lb-ft² units.

Details shown which do not affect drive function may be changed without notification.

14mm Pitch PowerGrip® GT®2 Sprocket Specifications

Sprocket Number	Number of Teeth	Diameters (in)			Design Type	Dimensions (in)										Approx. Wt. (lb)	Approx. WR²	Matl. Spec.	
		Pitch	O.D.	Flange Ref.		A	B	C	D	E	F	M	F-CL	Bushing Size	Bore Sizes				
															Min.	Max.			
P28-14MGT-55	28	4.912	4.802	5.560	AF-1	3.13	—	2.43	1.25	0	2.75	1.50	1.38	2012	0.500	2.125	7.4	0.194	G
P29-14MGT-55	29	5.088	4.978	5.560	AF-1	3.13	—	2.43	1.25	0	2.75	1.50	1.38	2012	0.500	2.125	8.4	0.231	G
P30-14MGT-55	30	5.263	5.153	6.125	AF-1	3.80	—	2.43	1.75	0	2.75	1.00	1.38	2517	0.500	2.688	7.4	0.237	G
P32-14MGT-55	32	5.614	5.504	6.125	AF-1	3.92	—	2.43	1.75	0	2.75	1.00	1.38	2517	0.500	2.688	9.3	0.327	G
P34-14MGT-55	34	5.965	5.855	6.500	AF-1	4.06	—	2.43	1.75	0	2.75	1.00	1.38	2517	0.500	2.688	11.2	0.437	G
P36-14MGT-55	36	6.316	6.206	6.875	AF-1	4.69	—	2.43	1.75	0	2.75	1.00	1.38	2517	0.500	2.688	12.4	0.54	G
P38-14MGT-55	38	6.669	6.557	7.219	AF-1	4.94	—	2.43	1.75	0	2.75	1.00	1.38	2517	0.500	2.688	14.4	0.686	G
P40-14MGT-55	40	7.018	6.908	7.500	AF-1	5.06	—	2.43	1.75	0	2.75	1.00	1.38	2517	0.500	2.688	16.7	0.871	G
P44-14MGT-55	44	7.720	7.610	8.343	AF-1	6.12	—	2.43	1.75	0	2.75	1.00	1.38	2517	0.500	2.688	19.9	1.234	G
P48-14MGT-55	48	8.421	8.311	8.937	AF-1	6.50	—	2.43	2.00	0	2.75	0.75	1.38	3020	0.875	3.250	24.4	1.84	G
P52-14MGT-55	52	9.123	9.013	9.687	AF-1	7.18	—	2.43	2.00	0	2.75	0.75	1.38	3020	0.875	3.250	29.6	2.573	G
P56-14MGT-55	56	9.825	9.715	10.375	AF-1	7.88	—	2.43	2.00	0	2.75	0.75	1.38	3020	0.875	3.250	35.3	3.489	G
P60-14MGT-55	60	10.527	10.417	11.062	AF-1	8.50	—	2.43	2.00	0	2.75	0.75	1.38	3020	0.875	3.250	41.6	4.647	G
P64-14MGT-55	64	11.229	11.119	11.750	AF-1	9.25	—	2.43	2.00	0	2.75	0.75	1.38	3020	0.875	3.250	47.9	6.012	G
P68-14MGT-55	68	11.930	11.820	12.500	DF-1	10.00	6.25	2.43	2.00	0	2.75	0.75	1.38	3020	0.875	3.250	40.2	5.909	G
P72-14MGT-55	72	12.632	12.522	13.187	DF-1	10.69	6.25	2.43	2.00	0	2.75	0.75	1.38	3020	0.875	3.250	45.1	7.387	G
P80-14MGT-55	80	14.036	13.926	14.625	DF-3	12.00	5.50	2.43	2.00	0	2.75	0.75	1.38	3020	0.875	3.250	41.6	9.021	G
P90-14MGT-55	90	15.790	15.680	—	D-3	14.22	5.50	—	2.00	0	2.75	0.75	1.38	3020	0.875	3.250	45.0	12.36	G
P112-14MGT-55	112	19.650	19.540	—	D-2	18.04	6.25	—	2.00	0	2.75	0.75	1.38	3020	0.875	3.250	116.7	36.86	G
P144-14MGT-55	144	25.264	25.154	—	D-3	23.38	6.25	—	2.00	0	2.75	0.75	1.38	3020	0.875	3.250	98.0	65.38	G
P168-14MGT-55	168	29.475	29.365	—	D-3	27.50	6.25	—	2.00	0.19	2.75	0.56	1.38	3020	0.875	3.250	145.5	150.2	G
P192-14MGT-55	192	33.686	33.576	—	C-3	31.93	6.56	—	3.50	0	2.75	0.75	1.38	3535	1.188	3.938	432.3	404.3	G

Material Spec: S - Steel SS - Sintered Steel G - Grey Iron D - Ductile Iron
Design Type Suffix: 1 - Solid 2 - Web 3 - Arms

NOTES: • Weights for Minimum Plain Bore (MPB) Sprockets are with minimum bore • Weights and WR² for Bushed Sprockets do not include bushings. • WR² values have lb-ft² units.

Details shown which do not affect drive function may be changed without notification.

14mm Pitch PowerGrip® GT®2 Sprocket Specifications

Sprocket Number	Number of Teeth	Diameters (in)			Dimensions (in)											Approx. Wt. (lb)	Approx. WR²	Mtl. Spec.	
		Pitch	O.D.	Flange Ref.	Design Type	A	B	C	D	E	F	M	F-CL	Bushing Size	Bore Sizes				
															Min.				Max.
P28-14MGT-85	28	4.912	4.802	5.560	AF-1	3.13	—	3.68	1.25	1.31	4.00	1.44	2.00	2012	0.500	2.125	10.5	0.278	G
P29-14MGT-85	29	5.088	4.978	5.560	AF-1	3.13	—	3.68	1.25	1.31	4.00	1.44	2.00	2012	0.500	2.125	11.9	0.332	G
P30-14MGT-85	30	5.263	5.153	6.125	AF-1	3.78	—	3.68	1.75	0.50	4.00	1.75	2.00	2517	0.500	2.688	10.2	0.332	G
P32-14MGT-85	32	5.614	5.504	6.125	AF-1	3.92	—	3.68	1.75	0.81	4.00	1.44	2.00	2517	0.500	2.688	12.7	0.459	G
P34-14MGT-85	34	5.965	5.855	6.500	AF-1	4.06	—	3.68	1.75	0.81	4.00	1.44	2.00	2517	0.500	2.688	15.3	0.614	G
P36-14MGT-85	36	6.316	6.206	6.875	AF-1	4.69	—	3.68	2.00	0.53	4.00	1.47	2.00	3020	0.875	3.250	14.4	0.694	D
P38-14MGT-85	38	6.669	6.557	7.219	AF-1	4.94	—	3.68	2.00	0.53	4.00	1.47	2.00	3020	0.875	3.250	17.0	0.897	G
P40-14MGT-85	40	7.018	6.908	7.500	AF-1	5.06	—	3.68	2.00	0.53	4.00	1.47	2.00	3020	0.875	3.250	20.3	1.161	G
P44-14MGT-85	44	7.720	7.610	8.343	AF-1	6.12	—	3.68	2.00	0.53	4.00	1.47	2.00	3020	0.875	3.250	23.6	1.615	G
P48-14MGT-85	48	8.421	8.311	8.937	AF-1	6.50	—	3.68	2.00	0.53	4.00	1.47	2.00	3020	0.875	3.250	30.6	2.432	G
P52-14MGT-85	52	9.123	9.013	9.687	AF-1	7.18	—	3.68	3.50	0	4.00	0.50	2.00	3535	1.188	3.938	36.6	3.356	G
P56-14MGT-85	56	9.825	9.715	10.375	AF-1	7.88	—	3.68	3.50	0	4.00	0.50	2.00	3535	1.188	3.938	52.4	5.300	G
P60-14MGT-85	60	10.527	10.417	11.062	AF-1	8.50	—	3.68	3.50	0	4.00	0.50	2.00	3535	1.188	3.938	62.8	7.128	G
P64-14MGT-85	64	11.229	11.119	11.750	AF-1	9.25	—	3.68	3.50	0	4.00	0.50	2.00	3535	1.188	3.938	73.6	9.334	G
P68-14MGT-85	68	11.930	11.820	12.500	DF-1	10.00	7.00	3.68	3.50	0	4.00	0.50	2.00	3535	1.188	3.938	63.3	9.169	G
P72-14MGT-85	72	12.632	12.522	13.187	AF-1	10.69	—	3.68	3.50	0	4.00	0.50	2.00	3535	1.188	3.938	97.4	15.19	G
P80-14MGT-85	80	14.036	13.926	14.625	DF-2	12.13	7.00	3.68	3.50	0	4.00	0.50	2.00	3535	1.188	3.938	62.9	13.04	G
P90-14MGT-85	90	15.790	15.680	—	D-2	14.15	7.00	—	3.50	0	4.00	0.50	2.00	3535	1.188	3.938	71.5	18.14	G
P112-14MGT-85	112	19.650	19.540	—	D-3	17.97	6.56	—	3.50	0	4.00	0.50	2.00	3535	1.188	3.938	131.2	44.18	D
P144-14MGT-85	144	25.264	25.154	—	D-3	23.40	7.63	—	4.00	0	4.00	0	2.00	4040	1.438	4.438	137.4	92.1	G
P168-14MGT-85	168	29.475	29.365	—	D-3	27.70	7.63	—	4.00	0	4.00	0	2.00	4040	1.438	4.438	192.2	194.5	G
P192-14MGT-85	192	33.686	33.576	—	D-3	31.87	7.63	—	4.00	0	4.00	0	2.00	4040	1.438	4.438	448.0	444.6	G

Material Spec: S - Steel SS - Sintered Steel G - Grey Iron D - Ductile Iron
Design Type Suffix: 1 - Solid 2 - Web 3 - Arms

NOTES: • Weights for Minimum Plain Bore (MPB) Sprockets are with minimum bore • Weights and WR² for Bushed Sprockets do not include bushings. • WR² values have lb-ft² units.

Details shown which do not affect drive function may be changed without notification.



14mm Pitch PowerGrip® GT®2 Sprocket Specifications

Sprocket Number	Number of Teeth	Diameters (in)			Dimensions (in)										Approx. Wt. (lb)	Approx. WR ²	Matl. Spec.		
		Pitch	O.D.	Flange Ref.	Design Type	A	B	C	D	E	F	M	F-CL	Bushing Size				Bore Sizes	
																		Min.	Max.
P28-14MGT-115-MPB	28	4.912	4.802	5.562	6F-1	3.13	3.69	4.93	5.00	1.20	5.30	1.50	2.65	MPB	1.250	2.688	22.2	0.508	D
P29-14MGT-115-MPB	29	5.088	4.978	5.562	6F-1	3.13	3.69	4.93	5.00	1.20	5.30	1.50	2.65	MPB	1.250	2.688	24.0	0.585	D
P30-14MGT-115	30	5.263	5.153	5.763	AF-1	3.70	—	4.93	1.75	1.75	5.25	1.75	2.63	2517	0.500	2.688	13.4	0.438	G
P32-14MGT-115	32	5.614	5.504	6.114	AF-1	3.94	—	4.93	1.75	1.75	5.25	1.75	2.63	2517	0.500	2.688	16.0	0.587	G
P34-14MGT-115	34	5.965	5.855	6.465	AF-1	4.06	—	4.93	1.75	1.75	5.25	1.75	2.63	2517	0.500	2.688	19.5	0.790	G
P36-14MGT-115	36	6.316	6.206	6.816	AF-1	4.74	—	4.93	2.00	1.63	5.26	1.63	2.63	3020	0.875	3.250	17.9	0.876	G
P38-14MGT-115	38	6.669	6.557	7.167	AF-1	5.08	—	4.93	2.00	1.63	5.26	1.63	2.63	3020	0.875	3.250	20.3	1.100	G
P40-14MGT-115	40	7.018	6.908	7.518	AF-1	5.43	—	4.93	2.00	1.63	5.26	1.63	2.63	3020	0.875	3.250	22.9	1.357	G
P44-14MGT-115	44	7.720	7.610	8.395	AF-1	6.13	—	4.93	3.50	0.88	5.26	0.88	2.63	3535	1.188	3.938	30.3	2.144	G
P48-14MGT-115	48	8.421	8.311	8.941	AF-1	6.50	—	4.93	3.50	0.88	5.26	0.88	2.63	3535	1.188	3.938	40.3	3.277	G
P52-14MGT-115	52	9.123	9.013	9.687	AF-1	7.18	—	4.93	4.00	0.63	5.26	0.63	2.63	4040	1.438	4.438	46.8	4.545	G
P56-14MGT-115	56	9.825	9.715	10.355	AF-1	7.88	—	4.93	4.00	0.63	5.26	0.63	2.63	4040	1.438	4.438	58.1	6.335	G
P60-14MGT-115	60	10.527	10.417	11.067	AF-1	8.50	—	4.93	4.00	0.63	5.26	0.63	2.63	4040	1.438	4.438	70.4	8.589	G
P64-14MGT-115	64	11.229	11.119	11.750	AF-1	9.25	—	4.93	4.50	0.38	5.26	0.38	2.63	4545	1.938	4.938	82.4	11.47	G
P68-14MGT-115	68	11.930	11.820	12.500	AF-1	10.00	—	4.93	4.50	0.38	5.26	0.38	2.63	4545	1.938	4.938	97.2	14.91	G
P72-14MGT-115	72	12.632	12.522	13.066	AF-1	10.70	—	4.93	4.50	0.38	5.26	0.38	2.63	4545	1.938	4.938	113.2	19.06	G
P80-14MGT-115	80	14.036	13.926	14.620	AF-2	12.13	—	4.93	4.50	0.38	5.26	0.38	2.63	4545	1.938	4.938	147.5	29.66	G
P90-14MGT-115	90	15.790	15.680	—	D-1	14.11	9.50	—	4.50	0.38	5.26	0.38	2.63	4545	1.938	4.938	116.9	28.30	G
P112-14MGT-115	112	19.650	19.540	—	D-2	17.94	9.50	—	4.50	0	5.25	0.75	2.63	4545	1.938	4.938	173.3	64.72	G
P144-14MGT-115	144	25.264	25.154	—	D-3	9.50	17.94	—	4.50	0.38	5.26	0.38	2.63	4545	1.938	4.938	172.2	119.8	G
P168-14MGT-115	168	29.475	29.365	—	D-3	27.66	8.63	—	4.50	0.38	5.26	0.38	2.63	4545	1.938	4.938	223.4	243.3	G
P192-14MGT-115	192	33.686	33.576	—	D-2	31.83	8.63	—	4.50	0.38	5.26	0.38	2.63	4545	1.938	4.938	475.0	496.5	G
P216-14MGT-115	216	37.896	37.786	—	D-3	36.00	13.06	—	5.00	0	5.25	0.25	2.63	6050	4.438	6.000	378.0	686.1	G

Material Spec: S - Steel SS - Sintered Steel G - Grey Iron D - Ductile Iron
Design Type Suffix: 1 - Solid 2 - Web 3 - Arms

NOTES: • Weights for Minimum Plain Bore (MPB) Sprockets are with minimum bore • Weights and WR² for Bushed Sprockets do not include bushings. • WR² values have lb-ft² units.

Details shown which do not affect drive function may be changed without notification.

14mm Pitch PowerGrip® GT®2 Sprocket Specifications

Sprocket Number	Number of Teeth	Diameters (in)			Design Type	Dimensions (in)										Approx. Wt. (lb)	Approx. WR ²	Mtl. Spec.	
		Pitch	O.D.	Flange Ref.		A	B	C	D	E	F	M	F-CL	Bushing Size	Bore Sizes				
															Min.				Max.
P36-14MGT-170-MPB	36	6.316	6.206	6.816	6F-1	4.69	5.00	7.06	6.00	1.21	7.42	2.63	3.71	MPB	1.500	3.375	47.3	1.849	D
P38-14MGT-170-MPB	38	6.667	6.557	7.167	6F-1	4.94	5.38	7.06	6.00	1.21	7.42	2.63	3.71	MPB	1.500	3.375	53.5	2.321	D
P40-14MGT-170	40	7.018	6.908	7.518	AF-1	5.54	—	7.06	3.50	1.94	7.38	1.94	3.69	3535	1.188	3.938	28.6	1.780	G
P44-14MGT-170	44	7.720	7.610	8.395	AF-1	6.06	—	7.06	3.50	1.94	7.38	1.94	3.69	3535	1.188	3.938	38.9	2.828	G
P48-14MGT-170	48	8.421	8.311	8.941	AF-1	6.50	—	7.06	3.50	1.94	7.38	1.94	3.69	3535	1.188	3.938	51.0	4.283	G
P52-14MGT-170	52	9.123	9.013	9.687	AF-1	7.18	—	7.06	4.00	1.13	7.38	2.25	3.69	4040	1.438	4.438	58.6	5.877	G
P56-14MGT-170	56	9.825	9.715	10.355	AF-1	7.88	—	7.06	4.00	1.13	7.38	2.25	3.69	4040	1.438	4.438	70.9	8.051	G
P60-14MGT-170	60	10.527	10.417	11.067	AF-1	8.50	—	7.06	4.50	0.75	7.38	2.13	3.69	4545	1.938	4.938	82.9	10.85	G
P64-14MGT-170	64	11.229	11.119	11.750	AF-1	9.53	—	7.06	4.50	0.63	7.38	2.25	3.69	4545	1.938	4.938	94.5	13.71	G
P68-14MGT-170	68	11.930	11.820	12.500	AF-1	10.00	—	7.06	4.50	0.63	7.38	2.25	3.69	4545	1.938	4.938	113.0	18.15	G
P72-14MGT-170	72	12.632	12.522	13.066	AF-1	10.69	—	7.06	4.50	0.63	7.38	2.25	3.69	4545	1.938	4.938	130.1	23.00	G
P80-14MGT-170	80	14.036	13.926	14.625	AF-1	12.13	—	7.06	4.50	1.04	7.38	1.84	3.69	4545	1.938	4.938	166.2	35.12	G
P90-14MGT-170	90	15.790	15.680	—	D-1	14.05	9.00	—	4.50	0.63	7.38	2.25	3.69	4545	1.938	4.938	159.2	42.03	G
P112-14MGT-170	112	19.650	19.540	—	D-1	17.87	11.39	—	4.50	0	7.63	3.13	3.82	4545	1.938	4.938	215.1	81.3	G
P144-14MGT-170	144	25.264	25.154	—	D-3	23.31	13.02	—	5.00	1.19	7.38	1.19	3.69	6050	4.438	6.000	264.0	207.9	G
P168-14MGT-170	168	29.475	29.365	—	D-2	27.59	13.02	—	5.00	1.19	7.38	1.19	3.69	6050	4.438	6.000	462.0	384.2	G
P192-14MGT-170	192	33.686	33.576	—	D-3	31.76	13.02	—	5.00	1.19	7.38	1.19	3.69	6050	4.438	6.000	616.0	655.7	G
P216-14MGT-170	216	37.896	37.786	—	D-2	35.93	13.02	—	5.00	1.19	7.38	1.19	3.69	6050	4.438	6.000	563.0	851.7	D

Material Spec: S - Steel SS - Sintered Steel G - Grey Iron D - Ductile Iron
Design Type Suffix: 1 - Solid 2 - Web 3 - Arms

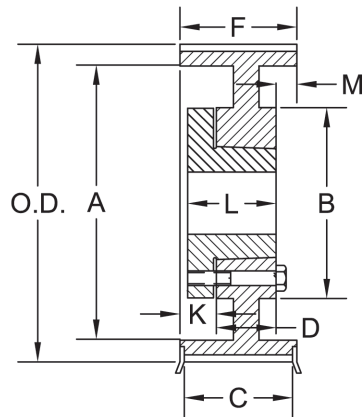
NOTES: • Weights for Minimum Plain Bore (MPB) Sprockets are with minimum bore • Weights and WR² for Bushed Sprockets do not include bushings. • WR² values have lb-ft² units.

Details shown which do not affect drive function may be changed without notification.

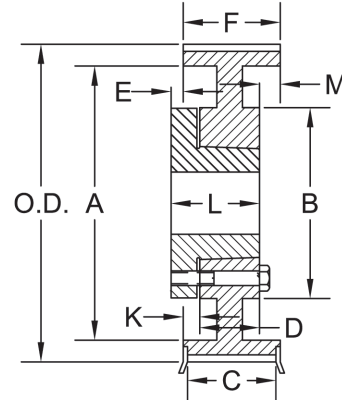


For 20mm Pitch PowerGrip® HTD® Belts

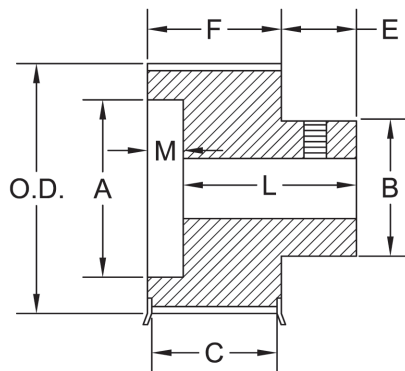
Type A



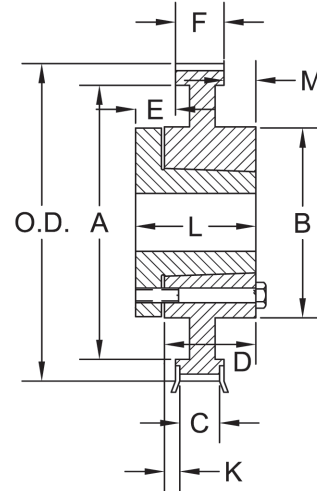
Type D



Type F

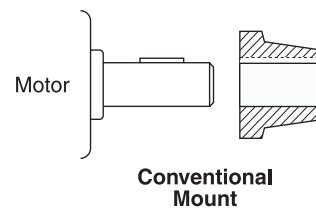
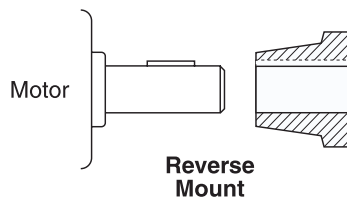


Type G



Bushing Mounting

QD® Bushing Types M - S
mount in a
Conventional manner only.



* QD is a trademark of Emerson Electric

20mm Pitch PowerGrip® HTD® Sprocket Specifications

Sprocket Number	Number of Teeth	Diameters (in)			Design Type	Dimensions (in)											Approx. Wt. (lb)	Approx. VR ²	Matl. Spec.	
		Pitch	O.D.	Flange Ref.		A	B	C	D	E	F	K	L	M	Bushing Size	Bore Sizes				
																Min.				Max.
P34-20M-115	34	8.522	8.352	9.438	A-1	6.75	0	5.00	2.50	0.06	5.38	1.44	3.75	1.44	F	1.000	4.000	36.5	2.820	G
P36-20M-115	36	9.023	8.853	9.844	A-1	6.81	0	5.00	2.50	0.06	5.38	1.44	3.75	1.44	F	1.000	4.000	46.3	3.881	G
P38-20M-115	38	9.524	9.354	10.438	A-1	7.31	0	5.00	2.50	0.06	5.38	1.44	3.75	1.44	F	1.000	4.000	51.0	4.833	G
P40-20M-115	40	10.026	9.856	10.813	A-1	7.88	0	5.00	2.50	0.06	5.38	1.44	3.75	1.44	F	1.000	4.000	57.4	5.878	G
P44-20M-115	44	11.028	10.858	11.813	A-1	8.81	0	5.00	2.50	0.06	5.38	1.44	3.75	1.44	F	1.000	4.000	70.8	8.681	G
P48-20M-115	48	12.031	11.861	12.781	D-1	9.81	0	5.00	3.19	0.38	5.38	1.19	4.63	1.00	J	1.500	4.500	90.9	13.16	G
P52-20M-115	52	13.033	12.863	13.750	D-1	10.63	0	5.00	3.19	0.38	5.38	1.19	4.63	1.00	J	1.500	4.500	110.0	18.56	G
P56-20M-115	56	14.036	13.866	14.750	D-2	11.75	9.00	5.00	3.19	0.38	5.38	1.19	4.63	1.00	J	1.500	4.500	106.0	20.02	G
P60-20M-115	60	15.038	14.868	15.906	D-2	12.81	9.00	5.00	3.19	0.38	5.38	1.19	4.63	1.00	J	1.500	4.500	116.0	25.09	G
P64-20M-115	64	16.041	15.871	16.906	D-2	13.81	9.00	5.00	3.19	0.38	5.38	1.19	4.63	1.00	J	1.500	4.500	127.0	31.22	G
P68-20M-115	68	17.043	16.873	17.906	D-2	14.75	9.00	5.00	3.19	0.38	5.38	1.19	4.63	1.00	J	1.500	4.500	148.0	41.30	G
P72-20M-115	72	18.046	17.876	18.875	D-2	15.59	9.00	5.00	3.19	0.38	5.38	1.19	4.63	1.00	J	1.500	4.500	186.0	52.29	G
P80-20M-115	80	20.051	19.881	20.875	D-2	17.75	11.38	5.00	3.19	1.50	5.38	0.19	6.75	0	M	2.000	5.500	237.0	81.91	G
P90-20M-115	90	22.557	22.387	23.406	D-2	20.31	11.38	5.00	3.19	1.50	5.38	0.19	6.75	0	M	2.000	5.500	275.0	120.1	G
P112-20M-115	112	28.071	27.901	—	D-2	26.38	11.38	5.00	3.19	1.50	5.38	0.19	6.75	0	M	2.000	5.500	477.0	273.2	G
P144-20M-115	144	36.092	35.922	—	G-3	34.38	12.00	5.00	6.25	2.00	5.38	0	8.13	0.88	N	2.438	5.875	612.0	408.3	G
P168-20M-115	168	42.107	41.937	—	G-3	40.38	12.00	5.00	6.25	2.00	5.38	0	8.13	0.88	N	2.438	5.875	648.0	606.1	G
P192-20M-115	192	48.122	47.952	—	G-3	46.25	12.00	5.00	6.25	2.00	5.38	0	8.13	0.88	N	2.438	5.875	786.0	1068	G
P216-20M-115	216	54.138	53.968	—	G-3	52.25	12.00	5.00	6.25	2.00	5.38	0	8.13	0.88	N	2.438	5.875	907.0	1555	G

Material Spec: S - Steel SS - Sintered Steel G - Grey Iron D - Ductile Iron
Design Type Suffix: 1 - Solid 2 - Web 3 - Arms

NOTES: • Weights for Minimum Plain Bore (MPB) Sprockets are with minimum bore • Weights and WR² for Bushed Sprockets do not include bushings. • WR² values have lb-ft² units.

Details shown which do not affect drive function may be changed without notification.



20mm Pitch PowerGrip® HTD® Sprocket Specifications

Sprocket Number	Number of Teeth	Diameters (in)			Design Type	Dimensions (in)											Approx. Wt. (lb)		Approx. WR ²	Matl. Spec.
		Pitch	O.D.	Flange Ref.		A	B	C	D	E	F	K	L	M	Bushing Size	Bore Sizes				
																Min.	Max.			
P34-20M-170	34	8.522	8.352	9.438	F-1	6.50	6.50	7.13	—	1.25	7.50	—	6.50	2.25	MPB	2.125	4.250	87.2	5.642	G
P36-20M-170	36	9.023	8.853	9.844	F-1	7.00	7.00	7.13	—	1.25	7.50	—	6.50	2.25	MPB	2.125	4.500	98.7	7.136	G
P38-20M-170	38	9.524	9.354	10.438	A-1	7.38	0	7.13	3.19	0.63	7.50	2.19	4.63	2.13	J	1.500	4.500	64.0	6.369	G
P40-20M-170	40	10.026	9.856	10.813	A-1	7.75	0	7.13	3.19	0.75	7.50	2.31	4.63	2.00	J	1.500	4.500	73.4	8.032	G
P44-20M-170	44	11.028	10.858	11.813	A-1	8.88	0	7.13	3.19	0.63	7.50	2.19	4.63	2.13	J	1.500	4.500	88.1	11.51	G
P48-20M-170	48	12.031	11.861	12.781	D-1	9.88	0	7.13	5.19	0.19	7.50	1.50	6.75	0.81	M	2.000	5.500	120.0	18.50	G
P52-20M-170	52	13.033	12.863	13.750	D-1	10.69	0	7.13	5.19	0.19	7.50	1.50	6.75	0.81	M	2.000	5.500	149.0	26.45	G
P56-20M-170	56	14.036	13.866	14.750	D-1	11.81	0	7.13	5.19	0.19	7.50	1.50	6.75	0.81	M	2.000	5.500	177.0	35.64	G
P60-20M-170	60	15.038	14.868	15.906	D-1	12.88	0	7.13	5.19	0.19	7.50	1.50	6.75	0.81	M	2.000	5.500	209.0	47.39	G
P64-20M-170	64	16.041	15.871	16.906	D-1	13.88	0	7.13	5.19	0.19	7.50	1.50	6.75	0.81	M	2.000	5.500	236.0	61.79	G
P68-20M-170	68	17.043	16.873	17.906	D-2	14.81	11.38	7.13	5.19	0.19	7.50	1.50	6.75	0.81	M	2.000	5.500	214.0	58.93	G
P72-20M-170	72	18.046	17.876	18.875	D-2	15.59	11.38	7.13	5.19	0.19	7.50	1.50	6.75	0.81	M	2.000	5.500	238.0	73.88	G
P80-20M-170	80	20.051	19.881	20.875	D-2	17.81	11.38	7.13	5.19	0.19	7.50	1.50	6.75	0.81	M	2.000	5.500	262.0	98.45	G
P90-20M-170	90	22.557	22.387	23.406	D-2	20.38	11.38	7.13	5.19	0.19	7.50	1.50	6.75	0.81	M	2.000	5.500	303.0	143.5	G
P112-20M-170	112	28.071	27.901	—	D-2	26.25	12.00	7.13	6.25	0.75	7.50	1.25	8.13	0	N	2.438	5.875	473.0	323.7	G
P144-20M-170	144	36.092	35.922	—	D-3	34.25	12.00	7.13	6.25	0.75	7.50	1.25	8.13	0	N	2.438	5.875	520.0	515.3	G
P168-20M-170	168	42.107	41.937	—	G-3	40.25	14.00	7.13	7.25	1.19	7.50	1.06	9.38	0.81	P	2.938	7.000	619.0	804.9	G
P192-20M-170	192	48.122	47.952	—	G-3	46.25	14.00	7.13	7.25	1.19	7.50	1.06	9.38	0.81	P	2.938	7.000	783.0	1315	G
P216-20M-170	216	54.138	53.968	—	G-3	52.13	14.00	7.13	7.25	1.19	7.50	1.06	9.38	0.81	P	2.938	7.000	902.0	1997	G

Material Spec: S - Steel SS - Sintered Steel G - Grey Iron D - Ductile Iron

Design Type Suffix: 1 - Solid 2 - Web 3 - Arms

NOTES: • Weights for Minimum Plain Bore (MPB) Sprockets are with minimum bore • Weights and WR² for Bushed Sprockets do not include bushings. • WR² values have lb-ft² units.

Details shown which do not affect drive function may be changed without notification.

20mm Pitch PowerGrip® HTD® Sprocket Specifications

Sprocket Number	Number of Teeth	Diameters (in)			Design Type	Dimensions (in)												Approx. Wt. (lb)	Approx. WR ²	Mtl. Spec.
		Pitch	O.D.	Flange Ref.		A	B	C	D	E	F	K	L	M	Bushing Size	Bore Sizes				
																Min.	Max.			
P38-20M-230	38	9.524	9.354	10.438	F-1	7.56	7.50	9.50	—	1.25	9.88	—	7.50	3.63	MPB	2.875	4.750	128.0	11.06	G
P40-20M-230	40	10.026	9.856	10.813	F-1	8.00	8.00	9.50	—	1.25	9.88	—	8.50	2.63	MPB	2.875	5.250	156.0	14.35	G
P44-20M-230	44	11.028	10.858	11.813	F-1	8.94	8.25	9.50	—	1.25	9.88	—	8.50	2.63	MPB	2.875	6.000	189.0	21.65	G
P48-20M-230	48	12.031	11.861	12.781	A-1	9.94	0	9.50	5.19	0.31	9.88	2.00	6.75	2.69	M	2.000	5.500	140.0	21.86	G
P52-20M-230	52	13.033	12.863	13.750	A-1	10.66	0	9.50	5.19	0.31	9.88	2.00	6.75	2.69	M	2.000	5.500	175.0	31.64	G
P56-20M-230	56	14.036	13.866	14.750	A-1	11.63	0	9.50	5.19	0.31	9.88	2.00	6.75	2.69	M	2.000	5.500	204.0	42.74	G
P60-20M-230	60	15.038	14.868	15.906	A-1	12.94	0	9.50	5.19	0.31	9.88	2.00	6.75	2.69	M	2.000	5.500	234.0	54.44	G
P64-20M-230	64	16.041	15.871	16.906	A-1	13.94	0	9.50	5.19	0.31	9.88	2.00	6.75	2.69	M	2.000	5.500	270.0	70.49	G
P68-20M-230	68	17.043	16.873	17.906	D-1	14.88	0	9.50	6.25	0.19	9.88	11.19	8.13	11.19	N	2.438	5.875	341.0	98.76	G
P72-20M-230	72	18.046	17.876	18.875	D-1	15.59	0	9.50	6.25	0.19	9.88	11.19	8.13	11.19	N	2.438	5.875	410.0	127.3	G
P80-20M-230	80	20.051	19.881	20.875	D-2	17.88	12.00	9.50	6.25	0.19	9.88	11.19	8.13	11.19	N	2.438	5.875	343.0	128.9	G
P90-20M-230	90	22.557	22.387	23.406	D-2	20.44	12.00	9.50	6.25	0.19	9.88	11.19	8.13	11.19	N	2.438	5.875	398.0	187.5	G
P112-20M-230	112	28.071	27.901	—	D-2	26.25	12.00	9.50	6.25	0.19	9.88	11.19	8.13	11.19	N	2.438	5.875	664.0	368.8	G
P144-20M-230	144	36.092	35.922	—	D-3	34.25	14.00	9.50	7.25	0.94	9.88	0.94	9.38	0.94	P	2.938	7.000	886.0	637.1	G
P168-20M-230	168	42.107	41.937	—	D-3	40.25	14.00	9.50	7.25	0.94	9.88	0.94	9.38	0.94	P	2.938	7.000	934.0	967.5	G
P192-20M-230	192	48.122	47.952	—	G-3	46.00	17.00	9.50	9.00	1.00	9.88	1.50	11.38	0.63	W	4.000	8.500	1429.0	2203	G
P216-20M-230	216	54.138	53.968	—	G-3	52.00	17.00	9.50	9.00	1.00	9.88	1.50	11.38	0.63	W	4.000	8.500	1317.0	2576	G

Material Spec: S - Steel SS - Sintered Steel G - Grey Iron D - Ductile Iron
Design Type Suffix: 1 - Solid 2 - Web 3 - Arms

NOTES: • Weights for Minimum Plain Bore (MPB) Sprockets are with minimum bore • Weights and WR² for Bushed Sprockets do not include bushings. • WR² values have lb-ft² units.

Details shown which do not affect drive function may be changed without notification.



20mm Pitch PowerGrip® HTD® Sprocket Specifications

Sprocket Number	Number of Teeth	Diameters (in)			Design Type	Dimensions (in)										Approx. Wt.(lb)	Approx. WR ²	Mtl. Spec.		
		Pitch	O.D.	Flange Ref.		A	B	C	D	E	F	K	L	M	Bushing Size				Bore Sizes	
																			Min.	Max.
P52-20M-290	52	13.033	12.863	13.750	A-1	10.81	0	11.88	6.25	0.50	12.25	2.50	8.13	3.50	N	2.438	5.875	202.0	37.46	G
P56-20M-290	56	14.036	13.866	14.750	A-1	11.88	0	11.88	6.25	0.50	12.25	2.50	8.13	3.50	N	2.438	5.875	237.0	50.16	G
P60-20M-290	60	15.038	14.868	15.906	A-1	13.00	0	11.88	6.25	0.50	12.25	2.50	8.13	3.50	N	2.438	5.875	276.0	65.49	G
P64-20M-290	64	16.041	15.871	16.906	A-1	14.00	0	11.88	6.25	0.50	12.25	2.50	8.13	3.50	N	2.438	5.875	320.0	84.94	G
P68-20M-290	68	17.043	16.873	17.906	A-1	14.94	0	11.88	6.25	0.50	12.25	2.50	8.13	3.50	N	2.438	5.875	368.0	109.1	G
P72-20M-290	72	18.046	17.876	18.875	A-2	15.59	12.00	11.88	6.25	0.50	12.25	2.50	8.13	3.50	N	2.438	5.875	404.0	120.6	G
P80-20M-290	80	20.051	19.881	20.875	A-2	17.91	12.00	11.88	6.25	0.50	12.25	2.50	8.13	3.50	N	2.438	5.875	376.0	146.7	G
P90-20M-290	90	22.557	22.387	23.406	A-2	20.50	12.00	11.88	6.25	0.50	12.25	2.50	8.13	3.50	N	2.438	5.875	431.0	210.6	G
P112-20M-290	112	28.071	27.901	—	A-2	26.13	14.00	11.88	7.25	0.25	12.25	2.50	9.38	2.50	P	2.938	7.000	799.0	447.8	G
P144-20M-290	144	36.092	35.922	—	A-3	34.00	14.00	11.88	7.25	0.25	12.25	2.50	9.38	2.50	P	2.938	7.000	1004.0	818.9	G
P168-20M-290	168	42.107	41.937	—	A-3	40.00	17.00	11.88	9.00	0.19	12.25	2.69	11.38	0.56	W	4.000	8.500	1410.0	1669	G
P192-20M-290	192	48.122	47.962	—	A-3	46.00	17.00	11.88	9.00	0.19	12.25	2.69	11.38	0.56	W	4.000	8.500	1552.0	2491	G
P216-20M-290	216	54.138	53.968	—	A-3	52.00	17.00	11.88	9.00	0.19	12.25	2.69	11.38	0.56	W	4.000	8.500	1441.0	2991	G

Sprocket Number	Number of Teeth	Diameters (in)			Design Type	Dimensions (in)										Approx. Wt.(lb)	Approx. WR ²	Mtl. Spec.		
		Pitch	O.D.	Flange Ref.		A	B	C	D	E	F	K	L	M	Bushing Size				Bore Sizes	
																			Min.	Max.
P52-20M-340	52	13.033	12.863	13.750	A-1	10.81	0	13.88	6.25	0.50	14.25	2.50	8.13	5.50	N	2.438	5.875	219.0	41.49	G
P56-20M-340	56	14.036	13.866	14.750	A-1	11.88	0	13.88	6.25	0.50	14.25	2.50	8.13	5.50	N	2.438	5.875	258.0	55.14	G
P60-20M-340	60	15.038	14.868	15.906	A-1	13.06	0	13.88	6.25	0.50	14.25	2.50	8.13	5.50	N	2.438	5.875	294.0	70.61	G
P64-20M-340	64	16.041	15.871	16.906	A-1	14.06	0	13.88	6.25	0.50	14.25	2.50	8.13	5.50	N	2.438	5.875	339.0	91.26	G
P68-20M-340	68	17.043	16.873	17.906	A-1	15.00	0	13.88	6.25	0.50	14.25	2.50	8.13	5.50	N	2.438	5.875	389.0	117.1	G
P72-20M-340	72	18.046	17.876	18.875	A-2	15.59	12.00	13.88	6.25	0.50	14.25	2.50	8.13	5.50	N	2.438	5.875	438.0	133.5	G
P80-20M-340	80	20.051	19.881	20.875	A-2	18.00	14.00	13.88	7.25	1.25	14.25	3.50	9.38	3.50	P	2.938	7.000	462.0	183.9	G
P90-20M-340	90	22.557	22.387	23.406	A-2	20.56	14.00	13.88	7.25	1.25	14.25	3.50	9.38	3.50	P	2.938	7.000	507.0	245.1	G
P112-20M-340	112	28.071	27.901	—	A-2	26.09	14.00	13.88	7.25	1.25	14.25	3.50	9.38	3.50	P	2.938	7.000	870.0	492.1	G
P144-20M-340	144	36.092	35.922	—	A-3	34.00	17.00	13.88	9.00	0.13	14.25	2.63	11.38	2.63	W	4.000	8.500	1215.0	982.1	G
P168-20M-340	168	42.107	41.937	—	A-3	40.00	17.00	13.88	9.00	0.13	14.25	2.63	11.38	2.63	W	4.000	8.500	1514.0	1829	G
P192-20M-340	192	48.122	47.952	—	D-3	46.00	19.00	13.88	12.00	2.38	14.25	1.13	15.25	1.13	S	5.500	10.000	1817.0	2847	G
P216-20M-340	216	54.138	53.968	—	D-3	51.88	19.00	13.88	12.00	2.38	14.25	1.13	15.25	1.13	S	5.500	10.000	1717.0	3625	G

Material Spec: S - Steel SS - Sintered Steel G - Grey Iron D - Ductile Iron
Design Type Suffix: 1 - Solid 2 - Web 3 - Arms

NOTES: • Weights for Minimum Plain Bore (MPB) Sprockets are with minimum bore • Weights and WR² for Bushed Sprockets do not include bushings. • WR² values have lb-ft² units.

Details shown which do not affect drive function may be changed without notification.

0.200" Pitch, XL

For 1/4" Wide Belts

Pulley Designation	Number of Grooves	Pitch Diameter (in)	Outside Diameter (in)
11XL025	10	0.637	0.617
11XL025	11	0.700	0.680
12XL025	12	0.764	0.744
13XL025	13	0.828	0.808
14XL025	14	0.891	0.871
15XL025	15	0.955	0.935
16XL025	16	1.019	0.999
18XL025	18	1.146	1.126
20XL025	20	1.273	1.253
21XL025	21	1.337	1.317
22XL025	22	1.401	1.381
24XL025	24	1.528	1.508
26XL025	26	1.655	1.635
28XL025	28	1.783	1.763
30XL025	30	1.910	1.890

0.200" Pitch, XL

For 1/4" and 3/8" Wide Belts

Pulley Designation	Number of Grooves	Pitch Diameter (in)	Outside Diameter (in)
10XL037	10	.637	.617
11XL037	11	0.700	0.680
12XL037	12	0.764	0.744
13XL037	13	0.828	0.808
14XL037	14	0.891	0.871
15XL037	15	0.955	0.935
16XL037	16	1.019	0.999
17XL037	17	1.082	1.062
18XL037	18	1.146	1.126
19XL037	19	1.210	1.190
20XL037	20	1.273	1.253
21XL037	21	1.337	1.317
22XL037	22	1.401	1.381
23XL037	23	1.464	1.444
24XL037	24	1.528	1.508
25XL037	25	1.592	1.572
26XL037	26	1.655	1.635
28XL037	28	1.783	1.763
30XL037	30	1.910	1.890
32XL037	32	2.037	2.017
36XL037	36	2.292	2.272
40XL037	40	2.546	2.526
42XL037	42	2.674	2.654
44XL037	44	2.801	2.781
48XL037	48	3.056	3.036
60XL037	60	3.820	3.800
72XL037	72	4.584	4.564

0.375" Pitch, L

For 1/2" Wide Belts

Pulley Designation	Number of Grooves	Pitch Diameter (in)	Outside Diameter (in)
10L050	10	1.194	1.164
12L050	12	1.432	1.402
13L050	13	1.552	1.522
14L050	14	1.671	1.641
15L050	15	1.790	1.760
16L050	16	1.910	1.880
17L050	17	2.029	1.999
18L050	18	2.149	2.119
19L050	19	2.268	2.238
20L050	20	2.387	2.357
21L050	21	2.507	2.477
22L050	22	2.626	2.596
24L050	24	2.865	2.835
26L050	26	3.104	3.074
28L050	28	3.342	3.312
30L050	30	3.581	3.551
32L050	32	3.820	3.790
36L050	36	4.297	4.267
40L050	40	4.775	4.745
48L050	48	5.730	5.700
60L050	60	7.162	7.132
72L050	72	8.594	8.564
84L050	84	10.027	9.997

0.375" Pitch, L

For 3/4" Wide Belts

Pulley Designation	Number of Grooves	Pitch Diameter (in)	Outside Diameter (in)
10L075	10	1.194	1.164
12L075	12	1.432	1.402
13L075	13	1.552	1.522
14L075	14	1.671	1.641
15L075	15	1.790	1.760
16L075	16	1.910	1.880
17L075	17	2.029	1.999
18L075	18	2.149	2.119
19L075	19	2.268	2.238
20L075	20	2.387	2.357
21L075	21	2.507	2.477
22L075	22	2.626	2.596
24L075	24	2.865	2.835
26L075	26	3.104	3.074
28L075	28	3.342	3.312
30L075	30	3.581	3.551
32L075	32	3.820	3.790
36L075	36	4.297	4.267
40L075	40	4.775	4.745
48L075	48	5.730	5.700
60L075	60	7.162	7.132
72L075	72	8.594	8.564
84L075	84	10.027	9.997

0.375" Pitch, L

For 1" Wide Belts

Pulley Designation	Number of Grooves	Pitch Diameter (in)	Outside Diameter (in)
10L100	10	1.194	1.164
12L100	12	1.432	1.402
13L100	13	1.552	1.522
14L100	14	1.671	1.641
15L100	15	1.790	1.760
16L100	16	1.910	1.880
17L100	17	2.029	1.999
18L100	18	2.149	2.119
19L100	19	2.268	2.238
20L100	20	2.387	2.357
21L100	21	2.507	2.477
22L100	22	2.626	2.596
24L100	24	2.865	2.835
26L100	26	3.104	3.074
28L100	28	3.342	3.312
30L100	30	3.581	3.551
32L100	32	3.820	3.790
36L100	36	4.297	4.267
40L100	40	4.775	4.745
48L100	48	5.730	5.700
60L100	60	7.162	7.132
72L100	72	8.594	8.564
84L100	84	10.027	9.997

0.500" Pitch, H

For 3/4" and 1" Wide Belts

Pulley Designation	Number of Grooves	Pitch Diameter (in)	Outside Diameter (in)
14H100	14	2.228	2.174
16H100	16	2.546	2.492
18H100	18	2.865	2.811
20H100	20	3.183	3.129
22H100	22	3.501	3.447
24H100	24	3.820	3.766
26H100	26	4.138	4.084
28H100	28	4.456	4.402
30H100	30	4.775	4.721
32H100	32	5.093	5.039
40H100	40	6.366	6.312
48H100	48	7.639	7.585
60H100	60	9.549	9.495
72H100	72	11.459	11.405
84H100	84	13.369	13.315
96H100	96	15.279	15.225
120H100	120	19.099	19.045

0.500" Pitch, H

For 1 1/2" Wide Belts

Pulley Designation	Number of Grooves	Pitch Diameter (in)	Outside Diameter (in)
14H150	14	2.228	2.174
16H150	16	2.546	2.492
18H150	18	2.865	2.811
20H150	20	3.183	3.129
22H150	22	3.501	3.447
24H150	24	3.820	3.766
26H150	26	4.138	4.084
28H150	28	4.456	4.402
30H150	30	4.775	4.721
32H150	32	5.093	5.039
40H150	40	6.366	6.312
48H150	48	7.639	7.585
60H150	60	9.549	9.495
72H150	72	11.459	11.405
84H150	84	13.369	13.315
96H150	96	15.279	15.225
120H150	120	19.099	19.045

0.500" Pitch, H

For 2" Wide Belts

Pulley Designation	Number of Grooves	Pitch Diameter (in)	Outside Diameter (in)
16H200	16	2.546	2.492
18H200	18	2.865	2.811
20H200	20	3.183	3.129
22H200	22	3.501	3.447
24H200	24	3.820	3.766
26H200	26	4.138	4.084
28H200	28	4.456	4.402
30H200	30	4.775	4.721
32H200	32	5.093	5.039
40H200	40	6.366	6.312
48H200	48	7.639	7.585
60H200	60	9.549	9.495
72H200	72	11.459	11.405
84H200	84	13.369	13.315
96H200	96	15.279	15.225
120H200	120	19.099	19.045

0.500" Pitch, H

For 3" Wide Belts

Pulley Designation	Number of Grooves	Pitch Diameter (in)	Outside Diameter (in)
16H300	16	2.546	2.492
18H300	18	2.865	2.811
20H300	20	3.183	3.129
22H300	22	3.501	3.447
24H300	24	3.820	3.766
26H300	26	4.138	4.084
28H300	28	4.456	4.402
30H300	30	4.775	4.721
32H300	32	5.093	5.039
40H300	40	6.366	6.312
48H300	48	7.639	7.585
60H300	60	9.549	9.495
72H300	72	11.459	11.405
84H300	84	13.369	13.315
96H300	96	15.279	15.225
120H300	120	19.099	19.045

Sprocket Tolerance Specifications

PowerGrip® sprockets are made to close tolerances. Modifications such as reboring may result in unsatisfactory drive performance. Strict adherence to the standard tolerances (as shown in table below) is highly recommended.

Sprocket Outside Diameter and Pitch

Outside Diameter Range (in)	Outside Diameter Tolerance (in)	Pitch To Pitch Tolerance (in)	
		Adjacent Grooves	Accumulative Over 90 Degrees
Over 2.000 to and including 4.000	+ 0.004 - 0.000	± 0.001	± 0.0045
Over 4.000 to and including 7.000	+ 0.005 - 0.000	± 0.001	± 0.005
Over 7.000 to and including 12.000	+ 0.006 - 0.000	± 0.001	± 0.006
Over 12.000 to and including 20.000	+ 0.007 - 0.000	± 0.001	± 0.0065
Over 20.000	+ 0.008 - 0.000	± 0.001	± 0.0075

Sprocket Runout

Radial Runout*

Outside Diameter		Total Eccentricity Total Indicator Reading	
(in)	(mm)	(in)	(mm)
Up to 2	50	0.0025	0.06
Over 2 to 4	50 100	0.003	0.08
Over 4 to 8	100 200	0.004	0.10
Over 8	200	.0005 per inch O.D. over 8"	.013 per mm O.D. over 200mm
(may not exceed face diameter tolerance)			

Axial Runout*

For outside diameters 1.0 inches and under 0.001 inches

For each additional inch of outside diameter up through

10.0 inches, add 0.001 inches

For each additional inch of outside diameter

over 10.0 inches, add 0.0005 inches

* Total Indicator Reading; applies to sprocket without bushing.

Sprocket and Bushing Keyseat

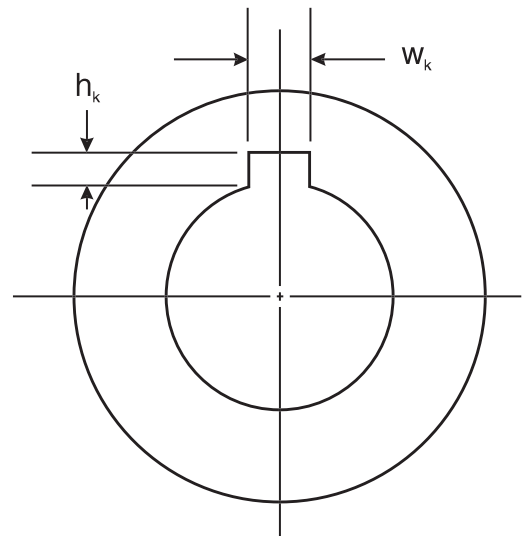
Shaft Diameter (in)	Width, w_k † (in)	Depth, h_k (in) + 0.015 0.000
Up through 7/16 (0.44)	3/32 (0.0938)	3/64 (0.047)
Over 7/16 (0.44) to and incl. 9/16 (0.56)	1/8 (0.125)	1/16 (0.062)
Over 9/16 (0.56) to and incl. 7/8 (0.88)	3/16 (0.1875)	3/32 (0.094)
Over 7/8 (0.88) to and incl. 1 1/4 (1.25)	1/4 (0.250)	1/8 (0.125)
Over 1 1/4 (1.25) to and incl. 1 3/8 (1.38)	5/16 (0.3125)	5/32 (0.156)
Over 1 3/8 (1.38) to and incl. 1 3/4 (1.75)	3/8 (0.375)	3/16 (0.188)
Over 1 3/4 (1.75) to and incl. 2 1/4 (2.25)	1/2 (0.500)	1/4 (0.250)
Over 2 1/4 (2.25) to and incl. 2 3/4 (2.75)	5/8 (0.625)	5/16 (0.312)
Over 2 3/4 (2.75) to and incl. 3 1/4 (3.25)	3/4 (0.750)	3/8 (0.375)
Over 3 1/4 (3.25) to and incl. 3 3/4 (3.75)	7/8 (0.875)	7/16 (0.438)
Over 3 3/4 (3.75) to and incl. 4 1/2 (4.50)	1 (1.000)	1/2 (0.500)
Over 4 1/2 (4.50) to and incl. 5 1/2 (5.50)	1 1/4 (1.250)	5/8 (0.625)

†Tolerance on width, w_k

For width up through 1/2 (0.500) + 0.002, 0.000 inches

For width over 1/2 (0.500) up through 1 (1.000) + 0.003, 0.000 inches

For width over 1 (1.000) + 0.004, 0.000 inches



Balancing

Stock Sprockets are statically balanced per MPTA (Mechanical Power Transmission Association) Standard Practice for Pulley Balancing SPB-86 using the weight based on the following two criteria:

1. Balance limit (ounces) = Sprocket Weight (lb) x 0.016; or
2. 0.176 ounce (5 grams), whichever is greater.

Caution: Stock sprockets should not be used on drives where rim surface speeds exceed 6,500 fpm. Sprocket construction and materials will determine the dynamic balancing requirements of the sprocket(s) where rim surface speeds exceed 6,500 fpm.

Sprocket Tooth Profile and Surface Quality

The PowerGrip GT®2 sprocket tooth profile was designed and developed exclusively by The Gates Corporation to operate with the Gates PowerGrip GT3 Belt. See Engineering Section II-3, Tooth Profile, on pages 177-178 for a complete discussion of the performance characteristics of this new tooth profile. The tooth surface should be free of any surface defects and should be 80 microinches finish or better.

Sprocket Blanks

Sprocket blanks can be grooved by Gates for specially designed, made-to-order sprockets. If those sprockets are supplied in blank form, Gates can perform the "grooving" operation. The blank diameter must be 0.050" larger than the finished sprocket O.D. Contact your local Gates Representative for additional details.

For Minimum Plain Bore (MPB) Sprockets

When using MPB PowerGrip® GT®2 sprockets in power transmission systems, important guidelines should be followed for proper product finishing and application. Due to the high load carrying capacity and high operating tensions often found in PowerGrip GT3 belt drive systems, it is imperative to use and adhere to industry standard practices.

When finishing MPB sprockets for high performance belt drive systems, care should be taken to ensure proper functionality and performance. General re-bore instructions and specifications are as follows:

1. Materials used in PowerGrip GT2 sprockets are steel, gray iron, and ductile iron. The materials used may vary with the size of the sprocket. See the Sprocket Specification Tables, pages 131-151 for specific materials.
2. The maximum bore diameter specified by the manufacturer for each sprocket size should NOT be exceeded, or a keyway used which reduces the hub thickness to less than its minimum allowable value. See the Sprocket Specification Tables for a listing of recommended bore ranges by sprocket size. Bores exceeding the maximum recommended value for a particular sprocket size can adversely affect the structural integrity, thereby reducing their load-carrying capability.

The minimum metal thickness between the keyway and hub O.D. should be no less than the set screw diameter specified for the corresponding sprocket size. See Figure 1. A listing of minimum set screw diameters is included below.

P18-5MGT - 8-32

P19-5MGT thru P22-5MGT - 10-32

P23-5MGT thru P32-5MGT - 1/4"

P34-5MGT thru P38-5MGT - 5/16"

P40-5MGT thru P50-5MGT - 3/8"

P28-14MGT thru P29-14MGT - 7/16"

P36-14MGT thru P38-14MGT - 5/8"

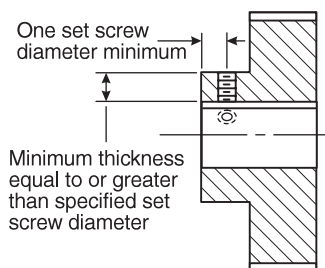


Figure 1 — Minimum Hub Thickness And Set Screw Placement Guidelines

3. The fit between a finished sprocket bore and its mating shaft in a power transmission system must not allow relative movement between the bore and the shaft when the drive is subjected to belt tension and torque loads. This is accomplished, in the case of plain bore sprockets, with the use of set screws and keys and by controlling the fit or clearance between the sprocket bore and its mating shaft. Cyclical, pulsating, or reversing loads may wear the sprocket bore and/or keyway due to the relative movement between the contacting surfaces of the shaft and the bore. The resulting wear may increase the clearance further, if an interference fit is not used.

In order to maximize the performance of high capacity belt drives using plain bore style sprockets, the following for recommendations presented in Table 1 should be followed:

Class 1 Clearance Fits should be used when the transmitted load is smooth in nature.

Interference Fits should be used for PowerGrip GT3 curvilinear drives *transmitting cyclical, pulsating, or reversing loads*.

Table 1 - Recommended Shaft / Bore Fits (Inches)

Nominal Bore Range Over - To (Incl.)	Shaft Tol. (minus)	Clearance Fits		Interference Fits			
		Class 1 - Smooth Load		Cyclical, Pulsating, Reversing Load			
		Bore Tol. (Plus)	Fit Tol. (Plus)	Bore Tolerance Range (Minus)		Fit Tolerance Range (Minus)	
0.4375 - 0.5625	0.0005	0.0010	0.0015	0.0005	0.0010	0.0000	0.0010
0.5625 - 0.8750	0.0005	0.0010	0.0015	0.0005	0.0010	0.0000	0.0010
0.8750 - 1.2500	0.0005	0.0010	0.0015	0.0005	0.0010	0.0000	0.0010
1.2500 - 1.3750	0.0005	0.0010	0.0015	0.0005	0.0010	0.0000	0.0010
1.3750 - 1.5000	0.0005	0.0010	0.0015	0.0005	0.0010	0.0000	0.0010
1.5000 - 1.7500	0.0010	0.0010	0.0020	0.0010	0.0020	0.0000	0.0020
1.7500 - 2.0000	0.0010	0.0010	0.0020	0.0010	0.0020	0.0000	0.0020
2.0000 - 2.2500	0.0010	0.0015	0.0025	0.0010	0.0020	0.0000	0.0020
2.2500 - 2.7500	0.0010	0.0015	0.0025	0.0010	0.0020	0.0000	0.0020
2.7500 - 3.0000	0.0010	0.0015	0.0025	0.0010	0.0020	0.0000	0.0020
3.0000 - 3.2500	0.0010	0.0015	0.0025	0.0015	0.0030	0.0005	0.0030
3.2500 - 3.7500	0.0010	0.0015	0.0025	0.0015	0.0030	0.0005	0.0030
3.7500 - 4.0000	0.0010	0.0015	0.0025	0.0015	0.0030	0.0005	0.0030
4.0000 - 4.5000	0.0010	0.0015	0.0025	0.0020	0.0035	0.0010	0.0035
4.5000 - 5.0000	0.0010	0.0015	0.0025	0.0020	0.0035	0.0010	0.0035
5.0000 - 5.5000	0.0010	0.0015	0.0025	0.0025	0.0040	0.0015	0.0040
5.5000 - 6.5000	0.0010	0.0015	0.0025	0.0025	0.0040	0.0015	0.0040

Table 1 was extracted in part from AGMA Standard for Bores and Keyways for Flexible Couplings (Inch Series) AGMA 9002-A86 Table.

4. DO NOT chuck or center the sprocket on guide flanges. Soft jaws should be used when chucking on the sprocket teeth. Center (indicate) the sprocket using the sprocket tooth O.D.

If chucked on the Rim I.D. or Hub O.D., the sprocket should be centered with respect to the sprocket tooth O.D. Guide flanges are permanently mounted and should not be removed. If original flanges must be removed, they should be replaced with NEW flanges. New guide flanges should be attached securely with care using mechanical fasteners such as screws. **Note: Improper guide flange reassembly may cause serious personal injury and/or mechanical damage.**

5. Set screw holes in the sprocket hub must be placed properly for maximum holding strength. For both standard and shallow keyseats, two (2) set screws should be used as illustrated in Figure 2. The total holding strength of the set screws is dependent upon their placement and design. Generally, one screw should be placed directly over the keyway, and the other screw at ninety degrees (90°) from the keyway, or at sixty-five degrees (65°) from the keyway—a more recent practice that improves holding power. Sometimes four set screws (or two pair) are used for increased holding strength.

For Minimum Plain Bore (MPB) Sprockets

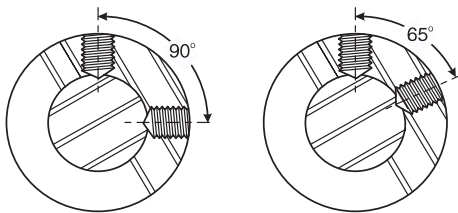


Figure 2 — Set Screw Angles

Each set screw should be placed axially—a minimum of one set screw diameter from the end of the sprocket hub extension. See Figure 1. For recommended set screw tightening torque values see Table 2 below.

Table 2 - Recommended Tightening Torque Values For Set Screws

Set Screw Size	Hex Key Size (in)	Approximate Installation Torque Values (lb-in)
8-32	5/64	20
10-32	3/32	35
1/4	1/8	80
5/16	5/32	160
3/8	3/16	275
7/16	7/32	430
1/2	1/4	615
5/8	5/16	1315

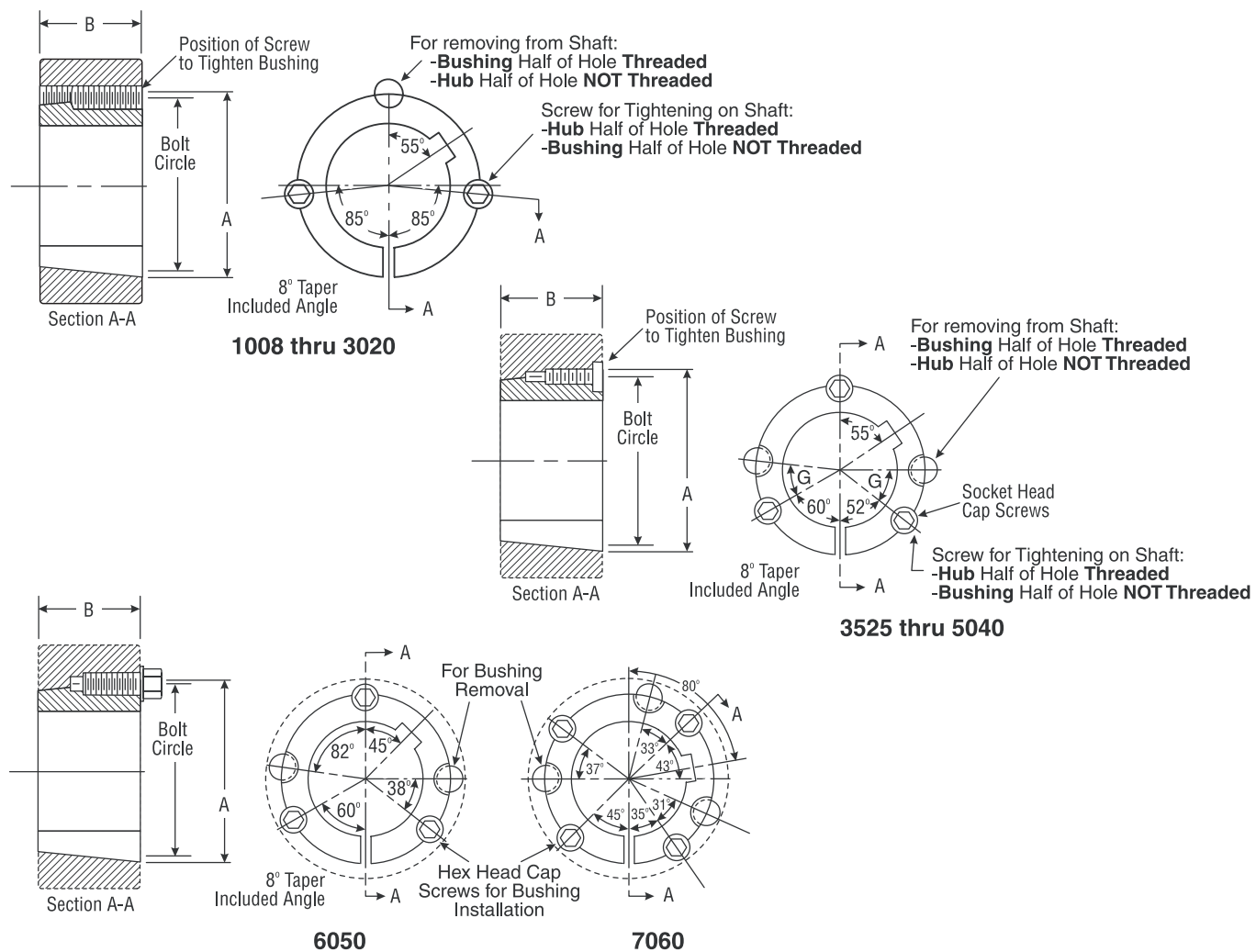
6. After reboring, the sprocket may require rebalancing.

Vibration, noise, reduced bearing life, and undue stresses on the mechanical components in the system could result if improper rebalancing practices are used. See Sprocket Specifications, page 153, for recommended sprocket balancing specifications.

7. Standard square or rectangular keys should be used. See page 158 for standard key dimensions.

Refer to Sprocket Specifications, page 153, for specifications and tolerances for sprocket eccentricity, parallelism, and balancing.

Stock Bushings for Sprockets



TAPER-LOCK® BUSHINGS

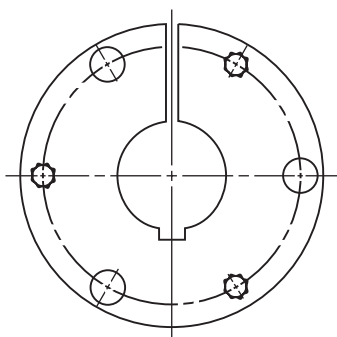
Bushing Size	Torque Capacity (lb-in)	Dimensions (in)		Bolt Circle (in)	Mounting Screws			Bore Range (in)			Weight Range (lb)	
								Min. Bore	Max Bore			
		A	B		Qty.	Size	G (deg)		Standard Keyseat***	Shallow Keyseat**	Max. Bore	Min. Bore
1008	1,200	1.386	0.875	1.328	2	1/4 x 1/2	—	0.500	0.875	1.000	0.2	0.3
1108****	1,300	1.511	0.875	1.453	2	1/4 x 1/2	—	0.500	1.000	1.125	0.1	0.3
1210****	3,600	1.875	1.000	1.750	2	3/8 x 5/8	—	0.500	1.250	—	0.4	0.6
1610****	4,300	2.250	1.000	2.125	2	3/8 x 5/8	—	0.500	1.500	1.688	0.5	0.9
1615	4,300	2.25	1.500	2.125	2	3/8 x 5/8	—	0.500	1.500	1.688	0.6	1.3
2012****	7,150	2.750	1.250	2.625	2	7/16 x 7/8	—	0.500	1.875	2.125	0.9	1.7
2517	11,600	3.375	1.750	3.250	2	1/2 x 1	—	0.500	2.250	2.688	1.8	3.7
3020	24,000	4.250	2.000	4.000	2	5/8 x 1 1/4	—	0.875	2.750	3.250	3.3	6.5
3525	44,800	5.000	2.500	4.830	3	1/2 x 1 1/2	39	1.188	3.250	3.938	3.7	10.9
3535	44,800	5.000	3.500	4.830	3	1/2 x 1 1/2	39	1.188	3.250	3.938	5.0	14.8
4030	77,300	5.750	3.000	5.540	3	5/8 x 1 3/4	39	1.438	3.625	4.438	6.4	17.3
4040	77,300	5.750	4.000	5.540	3	5/8 x 1 3/4	40	1.438	3.625	4.438	8.2	22.1
4535	110,000	6.375	3.500	6.130	3	3/4 x 2	40	1.938	4.500	4.938	8.8	23.7
4545	110,000	6.375	4.500	6.130	3	3/4 x 2	40	1.938	4.500	4.938	11.2	30.3
5040	126,000	7.000	4.000	6.720	3	7/8 x 2 1/4	37	2.438	4.500	5.000	15.9	31.5
6050	282,000	9.250	5.000	9.000	3	1 1/4 x 3 1/2	—	4.438	6.000	—	45.0	57.0
7060	416,000	10.250	6.000	10.000	4	1 1/4 x 3 1/2	—	4.938	7.000	—	66.0	87.0

* Registered trademark of Reliance Electric.

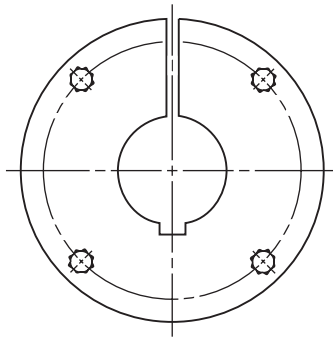
** Key is furnished with each bushing having a shallow keyseat.

*** Keys are not furnished with bushings having standard keyseats.

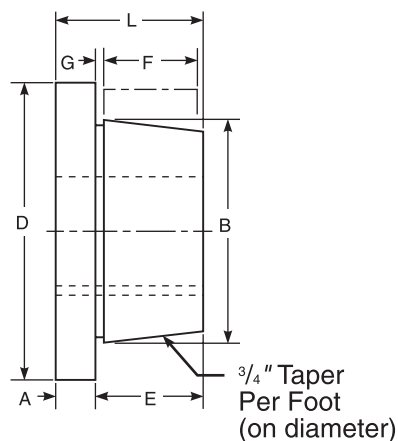
**** Also available in stainless steel construction.



Style E to J



Style M through S



QD***BUSHINGS

Bushing Size	Torque Capacity (lb-in)	Dimensions (in)							Bolt Circle	Cap Screws		Bore Range (in)		Weight Range (lb)	
		A	B	D	E	F	G	L		No.	Size	Min.	Max	Max. Bore	Min. Bore
E	20,000	0.750	3.834	6.000	1.875	1.625	0.250	2.625	5.000	3	1/2-13 x 2 3/4	0.875	3.500**	9.0	12.3
F	30,000	0.813	4.438	6.625	2.813	2.500	0.344	3.625	5.625	3	9/16-12 x 3 5/8	1.000	4.000*	8.5	19.5
J	45,000	1.000	5.148	7.250	3.500	3.188	0.375	4.625	6.250	3	5/8-11 x 4 1/2	1.438	4.500**	12.8	29.7
M	85,000	1.250	6.500	9.125	5.500	5.188	0.406	6.750	7.875	4	3/4-10 x 6 3/4	1.938	5.500**	47.8	63.8
N	150,000	1.500	7.000	10.000	6.625	6.250	0.563	8.125	8.500	4	7/8-9 x 8	2.438	6.000**	48.0	94.0
P	250,000	1.750	8.250	11.750	7.625	7.250	0.625	9.375	10.000	4	1-8 x 9 1/2	2.938	7.000**	69.5	133.0
W	375,000	2.000	10.437	15.000	9.375	9.000	0.500	11.375	12.750	4	1 1/8-7 x 11 1/2	4.000	8.500**	164.0	262.0
S	625,000	3.125	12.125	17.750	12.500	12.000	0.750	15.750	15.000	5	1 1/4-7 x 15	5.500	10.000**	133.0	350.0

* Maximum bore without keyway.

** Maximum bore with shallow keyway.

*** QD® is a trademark of Emerson Electric

Bushing Bore and Keyseat Information

Taper-Lock® and QD® Bushings are available from stock with all popular bores within the bore range of each size bushing.

The Taper-Lock and QD Bushing Keyseat Dimension charts below list the bore range for each bushing and the appropriate keyseat dimensions.

Where standard keyseats are indicated, refer to the Standard Keyseat Dimensions chart. Where bores do not permit standard depth keyseats, a flat key of the proper dimensions is furnished with the bushing.

Taper-Lock® Bushing Keyseat Dimensions

Bushing	Bores (in)	Keyseat
1008	0.500 - 0.875	Standard
	0.938 - 1.000	1/4 x 1/16
1108	0.500 - 1.000	Standard
	1.062 - 1.125	1/4 x 1/16
1210	0.500 - 1.250	Standard
1610	0.500 - 1.500	Standard
	1.563 - 1.688	3/8 x 1/8
1615	0.500 - 1.500	Standard
	1.563 - 1.688	3/8 x 1/8
2012	0.500 - 1.875	Standard
	1.938 - 2.125	1/2 x 3/16
2517	0.500 - 2.250	Standard
	2.313 - 2.688	5/8 x 3/16
3020	0.875 - 2.750	Standard
	2.813 - 3.000	3/4 x 1/8
	3.125 - 3.250	3/4 x 1/4
3525	1.188 - 3.250	Standard
	3.313	7/8 x 1/8
	3.375 - 3.750	7/8 x 3/16
	3.813 - 3.938	1 x 1/4
3535	1.188 - 3.250	Standard
	3.313	7/8 x 1/8
	3.375 - 3.500	7/8 x 3/16
	3.625	7/8 x 1/4
	3.688 - 3.750	7/8 x 3/16
	3.875 - 3.938	1 x 1/4
4030	1.438 - 3.625	Standard
	3.750	7/8 x 3/16
	3.813	1 x 1/2
	3.875 - 4.438	1 x 1/4
4040	1.438 - 3.625	Standard
	3.688 - 3.750	7/8 x 3/16
	3.875 - 4.438	1 x 1/4
4535	1.938 - 4.250	Standard
	4.375 - 4.500	1 x 1/4
	4.7500 - 4.938	1 1/4 x 1/4
4545	1.938 - 4.250	Standard
	4.375 - 4.500	1 x 1/4
	4.750 - 4.938	1 1/4 x 1/4
5040	2.438 - 4.500	Standard
	4.750 - 5.000	1 1/4 x 1/4
6050	4.438 - 6.000	Standard
7060	4.938 - 7.000	Standard

QD® Bushing Keyseat Dimensions

Bushing	Bores (in)	Keyseat
E	0.875 - 2.875	Standard
	2.938 - 3.250	3/4 x 1/8
	3.375 - 3.500	7/8 x 1/16
F	1.000 - 3.250	Standard
	3.313 - 3.750	7/8 x 3/16
	3.875 - 3.938	1 x 1/8
	4.000	None
J	1.500 - 3.750	Standard
	3.813	1 x 1/2
	3.875 - 3.938	1 x 3/8
	4.000 - 4.500	1 x 1/8
M	2.000 - 4.750	Standard
	4.875 - 5.500	1 1/4 x 1/4
N	2.438 - 5.000	Standard
	5.125 - 5.500	1 1/4 x 1/4
	5.625 - 6.000	1 1/2 x 1/8
P	2.938 - 5.938	Standard
	6.000 - 6.500	1 1/2 x 1/4
	6.750 - 7.000	1 3/4 x 1/8
W	4.250 - 7.500	1 3/4 x 3/4
Made-to-order	8.000	2 x 1/4
S	6.000 - 8.500	Standard
	8.500 - 10.000	Made-to-order

Standard Keyseat Dimensions

Shaft Diameter (in)	Keyseat (in)		Key (in)	
	Width	Depth	Width	Depth
0.313 - 0.438	3/32	3/64	3/32	3/32
0.500 - 0.563	1/8	1/16	1/8	1/8
0.625 - 0.875	3/16	3/32	3/16	3/16
0.938 - 1.250	1/4	1/8	1/4	1/4
1.313 - 1.375	5/16	5/32	5/16	5/16
1.438 - 1.750	3/8	3/16	3/8	3/8
1.813 - 2.250	1/2	1/4	1/2	1/2
2.313 - 2.750	5/8	5/16	5/8	5/8
2.813 - 3.250	3/4	3/8	3/4	3/4
3.313 - 3.750	7/8	7/16	7/8	7/8
3.813 - 4.500	1	1/2	1	1
4.563 - 5.500	1 1/4	5/8	1 1/4	1 1/4
5.563 - 6.500	1 1/2	3/4	1 1/2	1 1/2
6.563 - 7.500	1 3/4	3/4	1 3/4	1 1/2
7.563 - 9.000	2	3/4	2	1 1/2

* Taper-Lock® is a trademark of Reliance Electric

** QD® is a trademark of Emerson Electric

Specifying English and Metric Keyways

Dimensioning and specifying metric keys and keyways varies significantly from the English system. In the English system, it is the standard practice to dimension the keyway, while in the metric system it is common practice to specify the key size. In the English system, the keyway in the hub is dimensioned by the width and depth at the side, but in the metric system the keyway is dimensioned by the width and the depth measured from the radius of the shaft to the center of the keyway. One of the following methods should be used to specify keyways:

English:

W x T₁ Keyway

W x T Key

Metric:

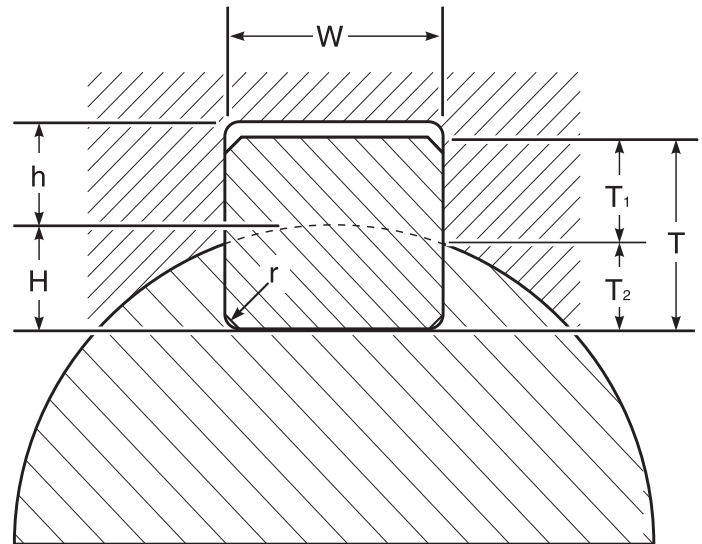
W x T Key

W x h Keyway

Unless otherwise noted, the keyway in the shaft is assumed to be standard. Also, T₁ and T₂ are not necessarily equal.

The metric system does not refer to keyseat or keyway dimensions as does the English system. Instead, dimensions are given for the key itself which is rectangular in shape, not square, as in the English system. The correct terminology when ordering metric bored bushings with millimeter keyways will be either of the following:

1. Specify "standard Keyway"
2. Customer to specify keysize (keyseat to be standard size in shaft)

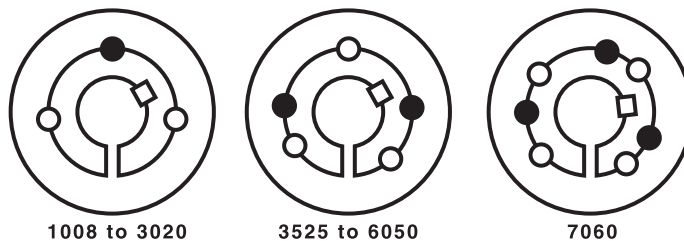


Metric Bore and Key Dimensions for Taper-Lock[®]** Bushings

Bushing	Bore (mm)	Keyway (Wxh) (mm)	Key Size (ref.) (mm)
1008	14, 16	5 X 2.3	5 X 5
	18, 19, 20, 22	6 X 2.8	6 X 6
	24, 25*	8 X 3.3	8 X 7
1108	14*, 16	5 X 2.3	5 X 5
	18, 19, 20, 22	6 X 2.8	6 X 6
	24, 25*	8 X 3.3	8 X 7
1210	14, 16	5 X 2.3	5 X 5
	18, 19, 20, 22*	6 X 2.8	6 X 6
	24, 25, 28, 30	8 X 3.3	8 X 7
	32*	10 X 3.3	10 X 8
1610	14*, 16*	5 X 2.3	5 X 5
	18*, 19, 20, 22	6 X 2.8	6 X 6
	24, 25, 28, 30	8 X 3.3	8 X 7
	32, 35, 38	10 X 3.3	10 X 8
	40, 42*	12 X 3.3	12 X 8
2012	14, 16	5 X 2.3	5 X 5
	18, 19, 20, 22	6 X 2.8	6 X 6
	24, 25, 28, 30	8 X 3.3	8 X 7
	32, 35, 38	10 X 3.3	10 X 8
	40, 42	12 X 3.3	12 X 8
	45, 48*	14 X 3.8	14 X 9
2517	14, 16	5 X 2.3	5 X 5
	18, 19*, 20, 22	6 X 2.8	6 X 6
	24, 25, 28, 30	8 X 3.3	8 X 7
	32, 35, 38	10 X 3.3	10 X 8
	40, 42	12 X 3.3	12 X 8
	45, 48, 50	14 X 3.8	14 X 9
	55	16 X 4.3	16 X 10
	60, 65*	18 X 4.4	18 X 11
3020	24, 25, 28, 30*	8 X 3.3	8 X 7
	32*, 35*, 38*	10 X 3.3	10 X 8
	40, 42*	12 X 3.3	12 X 8
	45, 48, 50	14 X 3.8	14 X 9
	55	16 X 4.3	16 X 10
	60, 65	18 X 4.4	18 X 11
	70*, 75*	20 X 4.9	20 X 12
	80*	22 X 5.4	22 X 14

** Taper-Lock[®] is a trademark of Reliance Electric

* Non-stock, made to order bushing



To Install TAPER-LOCK Type Bushings

1. Clean the shaft, bushing bore, tapered bushing barrel and the sprocket hub bore of all oil, paint and dirt (**Note:** Lubricants are not to be applied to bushings or sprockets). Remove any burrs with a file or emery cloth.
2. Insert bushing into sprocket hub matching hole patterns, not threaded holes. *Tightening holes* (“O” in diagram above) will be threaded on the sprocket hub side only. Removal holes (“●” in diagram above) will be threaded on the bushing side only. Thread screws into the installation or “O” holes.
3. With the key in the shaft keyway, position the assembly onto the shaft at the desired location. Allow for small axial sprocket movement on bushing during tightening. (**Note:** When mounting sprockets on vertical shafts, precautions must be taken to prevent the sprocket/bushing from falling during the tightening).
4. Alternately torque screws to the recommended torque level specified in the table below.
Note: Using worn hex key wrenches may damage screw heads preventing proper tightening torque and removal.
5. To increase and ensure bushing gripping force, firmly tap the bushing face using a drift or punch (**Do not hit bushing face directly with hammer**), then re-torque screws to the recommended torque level.

Note: Do not continue tightening screws further after target torque has been reached as bushing over insertion and hub fracture may occur.

To Remove TAPER-LOCK Type Bushings

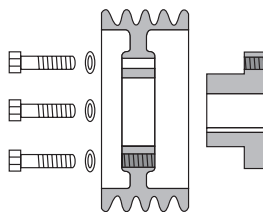
1. Release belt tension and lift belt off of sprockets (**Note:** Do not pry or roll belts off).
2. Loosen and remove screws securing sprockets to bushings.
3. Insert screws into removal holes (“●” in diagram above).
4. Alternately tighten screw or screws in small but equal increments until sprockets disengage from bushings.
5. Remove sprockets and bushings from shafts as necessary.

Sprocket Installation

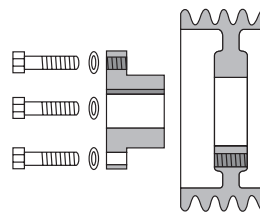
Bushing Size	Mounting Hardware			Wrench Tools		Wrench Torque	
	Qty.	Size	Type	Type	Size (in.)	lb-ft	lb-in
1008	2	1/4-20 x 1/2	Set Screws	Hex Key	1/8	4.6	55
1108	2	1/4-20 x 1/2	Set Screws	Hex Key	1/8	4.6	55
1210	2	3/8-16 x 5/8	Set Screws	Hex Key	3/16	14.6	175
1610	2	3/8-16 x 5/8	Set Screws	Hex Key	3/16	14.6	175
1615	2	3/8-16 x 5/8	Set Screws	Hex Key	3/16	14.6	175
2012	2	7/16-14 x 7/8	Set Screws	Hex Key	7/32	23.3	280
2517	2	1/2-13 x 1	Set Screws	Hex Key	1/4	35.8	430
3020	2	5/8-11 x 1 1/4	Set Screws	Hex Key	5/16	66.7	800
3525	3	1/2-13 x 1 1/2	Socket Head	Hex Bit	3/8	83.3	1000
3535	3	1/2-13 x 1 1/2	Socket Head	Hex Bit	3/8	83.3	1000
4030	3	5/8-11 x 1 3/4	Socket Head	Hex Bit	1/2	141.7	1700
4040	3	5/8-11 x 1 3/4	Socket Head	Hex Bit	1/2	141.7	1700
4535	3	3/4-10 x 2	Socket Head	Hex Bit	5/8	204.2	2450
4545	3	3/4-10 x 2	Socket Head	Hex Bit	5/8	204.2	2450
5040	3	7/8-9 x 2 1/4	Socket Head	Hex Bit	3/4	258.3	3100
6050	3	1 1/4-7 x 3 1/2	Hex Head	Hex Socket	1 7/8	651.7	7820
7060	4	1 1/4-7 x 3 1/2	Hex Head	Hex Socket	1 7/8	651.7	7820

Caution: Excessive bolt torque can cause sprocket and/or bushing breakage.

Note: To insure proper bushing/sprocket performance, full bushing contact on the shaft is recommended.



Conventional Mounting



Reverse Mounting

To Install QD Type Bushings

1. Clean the shaft, bushing bore, tapered bushing barrel and the sprocket hub bore of all oil, paint and dirt
(**Note:** Lubricants are not to be applied to bushings or sprockets). Remove any burrs with a file or emery cloth.
2. Determine the type of mounting that will be used:
3. Conventional Mounting:
 - A. Insert key into the shaft keyway
(**Note:** If key is furnished with bushing, it is special and must be used).
 - B. Insert a screw driver blade (or similar) into the bushing flange saw cut to enlarge bore slightly
(**Caution:** Excessive enlargement can split bushing).
 - C. Slide bushing onto shaft with the flange side towards the equipment. Position bushing and tighten set screw to prevent sliding on shaft.
 - D. Place sprocket onto bushing and insert cap screws. Align drilled holes in sprocket hub with tapped holes in bushing flange.
(**Note:** Install M thru S bushings so that the two tapped removal holes in sprocket hubs are located far away from bushing saw cuts). Finger-tighten the screws.
4. Reverse Mounting:
 - A. Insert key into the shaft keyway
(**Note:** If key is furnished with bushing, it is special and must be used).
 - B. Place sprocket onto shaft without bushing.
 - C. Insert a screw driver blade (or similar) into the bushing flange saw cut to enlarge bore slightly
(**Caution:** Excessive enlargement can split bushing).
 - D. Slide bushing onto shaft with flange facing outward, away from equipment. Position bushing and tighten the set screw enough to prevent sliding on shaft.
 - E. Place sprocket onto the bushing and insert cap screws. Align drilled holes in bushing flange with tapped holes in sprocket hub
(**Note:** Install M thru S bushings so that the two tapped removal holes in sprocket hubs are located far away from bushing saw cuts). Finger-tighten the screws.
5. When positioned to the desired location, secure the first sprocket/bushing assembly to the shaft by tightening the bushing cap screws. Allow for small axial sprocket movement on bushing during tightening. Using a torque wrench, tighten the cap screws evenly in an alternating pattern until the recommended torque level in the following table is reached.
(**Note:** When mounting sprockets on vertical shafts, precautions must be taken to prevent the sprocket/bushing from falling during the tightening).

Note: Do not continue tightening cap screws further after target torque has been reached as bushing over insertion and hub fracture may occur. The gap between the bushing flange and sprocket hub is intentional and necessary.

To Remove QD Type Bushings

1. Release belt tension and lift belts off of sprockets
(**Note:** Do not pry or roll belts off).
2. Loosen and remove cap screws securing sprockets to bushings. If applicable, loosen keyway set screws.
3. Insert cap screws into the tapped removal holes adjacent the drilled holes.
4. Alternately tighten cap screws in small but equal increments until sprockets disengage from bushings.
(**Note:** Uneven or excessive pressure on cap screws can break bushing flanges making removal extremely difficult)
5. Remove sprockets and bushings from shafts as necessary.

Sprocket Installation

Bushing Size	Mounting Hardware			Wrench Tools		Wrench Torque	
	Qty.	Size (English)	Type	Type	Size (in.)	lb-ft	lb-in
QT	2	1/4-20 x 1	Hex Head	Hex Socket	7/16	9.0	108
JA	3	10-24 x 1	Socket Head	Hex Key	5/32	5.0	60
SH	3	1/4-20 x 1 3/8	Hex Head	Hex Socket	7/16	9.0	108
SDS	3	9/16-12 x 3 5/8	Hex Head	Hex Socket	7/16	9.0	108
SD	3	1/4-20 x 1 7/8	Hex Head	Hex Socket	7/16	9.0	108
SK	3	5/16-18 x 2	Hex Head	Hex Socket	1/2	15.0	180
SF	3	3/8-16 x 2	Hex Head	Hex Socket	9/16	30.0	360
E	3	1/2-13 x 2 3/4	Hex Head	Hex Socket	3/4	60.0	720
F	3	9/16-12 x 3 5/8	Hex Head	Hex Socket	13/16	110.0	1320
J	3	5/8-11 x 4 1/2	Hex Head	Hex Socket	15/16	135.0	1620
M	4	3/4-10 x 6 3/4	Hex Head	Hex Socket	1 1/8	225.0	2700
N	4	7/8-9 x 8	Hex Head	Hex Socket	1 5/16	300.0	3600
P	4	1-8 x 9 1/2	Hex Head	Hex Socket	1 1/2	450.0	5400
W	4	1 1/8-7 x 11 1/2	Hex Head	Hex Socket	1 11/16	600.0	7200
S	5	1 1/4-7 x 15 1/2	Hex Head	Hex Socket	1 7/8	750.0	9000

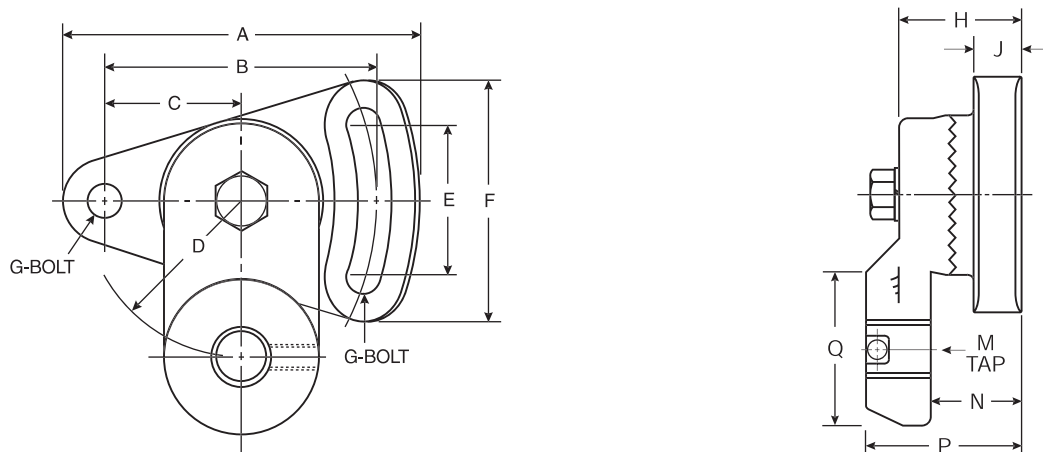
* QD® is a trademark of Emerson Electric

Caution: Excessive bolt torque can cause sprocket and/or bushing breakage.

Note: To insure proper bushing/sprocket performance, full bushing contact on the shaft is recommended.



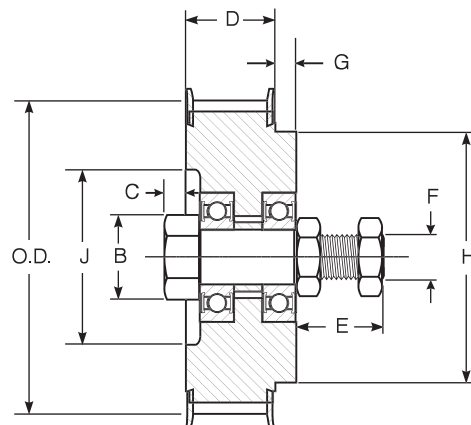
(Double Adjustable)



Specifications

Product No.	Use With	Part No.	A (in)	B (in)	C (in)	D (in)	E (in)	F (in)	G (in)	H (in)	J (in)	M (Threads)	N (in)	P (in)	Q (in)	Weight (lb)
7720-1005	1610-IDL-BUSH	5-IDL-BRAK	4.63	3.50	1.75	2.00	2.06	3.06	0.38	1.40	0.63	5/8-18	0.90	1.88	1.94	2.80
7720-1010	20-SPK2-IDL 30-SPK2-IDL 2012-IDL-BUSH 2517-IDL-BUSH	10-IDL-BRAK	4.63	3.50	1.75	2.00	2.06	3.06	0.38	1.50	0.63	3/4-16	1.00	1.88	1.75	3.40
7720-1020	40-SPK2-IDL 55-SPK2-IDL	20-IDL-BRAK	6.94	5.25	2.63	5.00	3.00	4.56	0.63	2.25	1.00	1-14	1.50	2.94	2.75	11.20

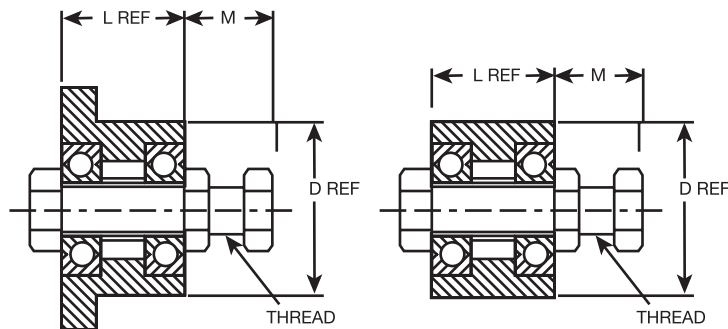
PowerGrip® GT®2 Idler Sprockets



PowerGrip® GT®2 Idler Dimensions

Product No.	Use With	Part No.	Size Designation	Belt Width (mm)	No. of Teeth	O.D. (in)	B Ref. (in)	C (in)	D (in)	E Ref. (in)	F (Threads)	G Ref. (in)	H (in)	J (in)	Weight (lb)
7720-1740	8mm Pitch	20-SPK2-IDL	P32-8MGT-20	20	32	3.154	1.25	0.50	1.24	1.56	3/4-16	0.56	2.75	-	1.10
7720-1750	PowerGrip GT3	30-SPK2-IDL	P36-8MGT-30	30	36	3.555	1.91	0.75	1.86	1.63	3/4-16	-	-	-	2.00
7720-1850	14mm Pitch	40-SPK2-IDL	P30-14MGT-40	40	30	5.153	2.55	1.00	2.06	2.25	1-14	0.25	4.38	-	12.00
7720-1860	PowerGrip GT3	55-SPK2-IDL	P34-14MGT-55	55	34	5.855	3.38	0.56	3.33	2.25	1-14	1.00	4.88	4.34	15.60

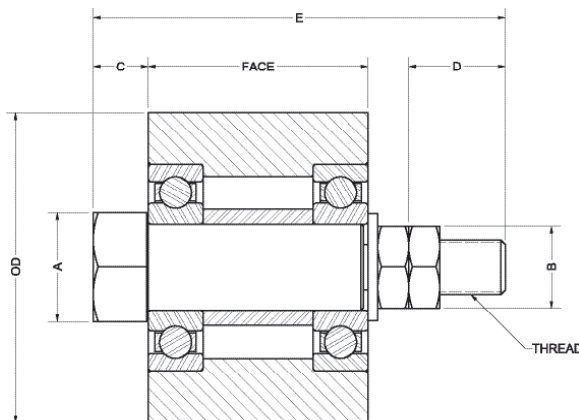
Idler Bushings



Idler Bushings (Integral Shaft Included)

Product No.	Part No.	Use with Bracket	D (in)	L (in)	M (in)	Threads	Weight (lb)
7720-2610	1610-IDL-BUSH	5-IDL-BRAK	2.25	1.00	1.38	5/8-18	1.30
7720-2012	2012-IDL-BUSH	10-IDL-BRAK	2.75	1.25	1.56	3/4-16	2.30
7720-2517	2517-IDL-BUSH	10-IDL-BRAK	3.38	1.75	1.56	3/4-16	3.90
7720-1120	20-IDL-BUSH (SK)	10-IDL-BRAK	2.81	1.94	1.44	3/4-16	4.10
7720-1130	30-IDL-BUSH (SF)	20-IDL-BRAK	3.13	2.08	2.13	1-14	6.40
7720-1140	40-IDL-BUSH (E)	20-IDL-BRAK	3.83	2.75	2.19	1-14	8.60

Flat Idlers



Flat Idler Dimensions

Part No.	Product No.	Use with Synchronous Belt		Outside Dia. (in.)	Face Width (in.)	A	B	C	D	E	Threads	Bearing Number	Wt. Ea. (Lbs.)
		Pitch	Width										
4.25X1.25-IDL-FLAT	7723-4125	8mm, L, H	Up to 21mm (0.85")	4.25	1.25	1.13	1.13	0.64	1.30	3.75	3/4-16	6304	5.20
4.25X2.00-IDL-FLAT	7723-4200	8mm, L, H	Up to 38mm (1.5")	4.25	2.00	1.50	1.13	0.63	1.32	4.50	3/4-16	6306	7.50
4.25X3.00-IDL-FLAT	7723-4300	8mm, L, H	Up to 62mm (2.4")	4.25	3.00	1.50	1.13	0.75	1.32	5.63	3/4-16	6306	10.60
4.25X4.00-IDL-FLAT	7723-4400	8mm, L, H	Up to 85mm (3.3")	4.25	4.00	1.50	1.13	0.75	1.32	6.63	3/4-16	6306	13.60
6.50X1.75-IDL-FLAT	7723-6175	14mm	Up to 20mm	6.50	1.75	2.00	1.50	1.04	1.96	5.69	1-14	6308	17.10
6.50X2.75-IDL-FLAT	7723-6275	14mm	Up to 55mm	6.50	2.75	2.00	1.50	0.13	2.10	5.69	1-14	6308	23.00
6.50X4.25-IDL-FLAT	7723-6425	14mm	Up to 90mm	6.50	4.25	2.38	1.50	0.13	1.98	7.06	1-14	6308	33.00
6.50X5.75-IDL-FLAT	7723-6575	14mm	Up to 125mm	6.50	5.75	2.38	1.50	0.99	1.98	9.31	1-14	6308	45.00
6.50X7.50-IDL-FLAT	7723-6750	14mm	Up to 170mm	6.50	7.50	2.38	1.50	1.00	1.98	11.19	1-14	6308	57.00

Sprocket Specification Tables

5mm Pitch PowerGrip® GT®2 Sprocket Diameters

No. of Grooves	mm (in)		No. of Grooves	mm (in)		No. of Grooves	mm (in)		No. of Grooves	mm (in)		No. of Grooves	mm (in)	
	P.D.	O.D.		P.D.	O.D.		P.D.	O.D.		P.D.	O.D.		P.D.	O.D.
18	28.65 1.128	27.51 1.083	47	74.80 2.945	73.66 2.900	76	120.96 4.762	119.82 4.717	105	167.11 6.579	165.97 6.534	134	213.27 8.396	212.13 8.351
19	30.24 1.191	29.10 1.146	48	76.39 3.008	75.25 2.963	77	122.55 4.825	121.41 4.780	106	168.70 6.642	167.56 6.597	135	214.86 8.459	213.72 8.414
20	31.83 1.253	30.69 1.208	49	77.99 3.070	76.85 3.025	78	124.14 4.887	123.00 4.842	107	170.30 6.705	169.16 6.660	136	216.45 8.522	215.31 8.477
21	33.42 1.316	32.28 1.271	50	79.58 3.133	78.44 3.088	79	125.73 4.950	124.59 4.905	108	171.89 6.767	170.75 6.722	137	218.04 8.584	216.90 8.539
22	35.01 1.379	33.87 1.334	51	81.17 3.196	80.03 3.151	80	127.32 5.013	126.18 4.968	109	173.48 6.830	172.34 6.785	138	219.63 8.647	218.49 8.602
23	36.61 1.441	35.47 1.396	52	82.76 3.258	81.62 3.213	81	128.92 5.075	127.78 5.030	110	175.07 6.893	173.93 6.848	139	221.23 8.710	220.09 8.665
24	38.20 1.504	37.06 1.459	53	84.35 3.321	83.21 3.276	82	130.51 5.138	129.37 5.093	111	176.66 6.955	175.52 6.910	140	222.82 8.772	221.68 8.727
25	39.79 1.566	38.65 1.521	54	85.94 3.384	84.80 3.339	83	132.10 5.201	130.96 5.156	112	178.25 7.018	177.11 6.973	141	224.41 8.835	223.27 8.790
26	41.38 1.629	40.24 1.584	55	87.54 3.446	86.40 3.401	84	133.69 5.263	132.55 5.218	113	179.85 7.081	178.71 7.036	142	226.00 8.898	224.86 8.853
27	42.97 1.692	41.83 1.647	56	89.13 3.509	87.99 3.464	85	135.28 5.326	134.14 5.281	114	181.44 7.143	180.30 7.098	143	227.59 8.960	226.45 8.915
28	44.56 1.754	43.42 1.709	57	90.72 3.572	89.58 3.527	86	136.87 5.389	135.73 5.344	115	183.03 7.206	181.89 7.161	144	229.18 9.023	228.04 8.978
29	46.15 1.817	45.01 1.772	58	92.31 3.634	91.17 3.589	87	138.46 5.451	137.32 5.406	116	184.62 7.268	183.48 7.223	145	230.77 9.086	229.63 9.041
30	47.75 1.880	46.61 1.835	59	93.90 3.697	92.76 3.652	88	140.06 5.514	138.92 5.469	117	186.21 7.331	185.07 7.286	146	232.37 9.148	231.23 9.103
31	49.34 1.942	48.20 1.897	60	95.49 3.760	94.35 3.715	89	141.65 5.577	140.51 5.532	118	187.80 7.394	186.66 7.349	147	233.96 9.211	232.82 9.166
32	50.93 2.005	49.79 1.960	61	97.08 3.822	95.94 3.777	90	143.24 5.639	142.10 5.594	119	189.39 7.456	188.25 7.411	148	235.55 9.274	234.41 9.229
33	52.52 2.068	51.38 2.023	62	98.68 3.885	97.54 3.840	91	144.83 5.702	143.69 5.657	120	190.99 7.519	189.85 7.474	149	237.14 9.336	236.00 9.291
34	54.11 2.130	52.97 2.085	63	100.27 3.948	99.13 3.903	92	146.42 5.765	145.28 5.720	121	192.58 7.582	191.44 7.537	150	238.73 9.399	237.59 9.354
35	55.70 2.193	54.56 2.148	64	101.86 4.010	100.72 3.965	93	148.01 5.827	146.87 5.782	122	194.17 7.644	193.03 7.599	151	240.32 9.462	239.18 9.417
36	57.30 2.256	56.16 2.211	65	103.45 4.073	102.31 4.028	94	149.61 5.890	148.47 5.845	123	195.76 7.707	194.62 7.662	152	241.92 9.524	240.78 9.479
37	58.89 2.318	57.75 2.273	66	105.04 4.136	103.90 4.091	95	151.20 5.953	150.06 5.908	124	197.35 7.770	196.21 7.725	153	243.51 9.587	242.37 9.542
38	60.48 2.381	59.34 2.336	67	106.63 4.198	105.49 4.153	96	152.79 6.015	151.65 5.970	125	198.94 7.832	197.80 7.787	154	245.10 9.650	243.96 9.605
39	62.07 2.444	60.93 2.399	68	108.23 4.261	107.09 4.216	97	154.38 6.078	153.24 6.033	126	200.54 7.895	199.40 7.850	155	246.69 9.712	245.55 9.667
40	63.66 2.506	62.52 2.461	69	109.82 4.324	108.68 4.279	98	155.97 6.141	154.83 6.096	127	202.13 7.958	200.99 7.913	156	248.28 9.775	247.14 9.730
41	65.25 2.569	64.11 2.524	70	111.41 4.386	110.27 4.341	99	157.56 6.203	156.42 6.158	128	203.72 8.020	202.58 7.975	157	249.87 9.838	248.73 9.793
42	66.85 2.632	65.71 2.587	71	113.00 4.449	111.86 4.404	100	159.15 6.266	158.01 6.221	129	205.31 8.083	204.17 8.038	158	251.46 9.900	250.32 9.855
43	68.44 2.694	67.30 2.649	72	114.59 4.511	113.45 4.466	101	160.75 6.329	159.61 6.284	130	206.90 8.146	205.76 8.101	159	253.06 9.963	251.92 9.918
44	70.03 2.757	68.89 2.712	73	116.18 4.574	115.04 4.529	102	162.34 6.391	161.20 6.346	131	208.49 8.208	207.35 8.163	160	254.65 10.026	253.51 9.981
45	71.62 2.820	70.48 2.775	74	117.77 4.637	116.63 4.592	103	163.93 6.454	162.79 6.409	132	210.08 8.271	208.94 8.226			
46	73.21 2.882	72.07 2.837	75	119.37 4.699	118.23 4.654	104	165.52 6.517	164.38 6.472	133	211.68 8.334	210.54 8.289			

See Page 153 for sprocket O.D. tolerances.

Sprocket Specification Tables

8mm Pitch PowerGrip® GT®2 Sprocket Diameters

No. of Grooves	mm (in)		No. of Grooves	mm (in)		No. of Grooves	mm (in)		No. of Grooves	mm (in)		No. of Grooves	mm (in)	
	P.D.	O.D.		P.D.	O.D.		P.D.	O.D.		P.D.	O.D.		P.D.	O.D.
22	56.02 2.206	54.65 2.152	57	145.15 5.715	143.78 5.660	92	234.28 9.223	232.90 9.169	127	323.41 12.733	322.03 12.678	162	412.53 16.241	411.16 16.187
23	58.57 2.306	57.20 2.252	58	147.70 5.815	146.32 5.761	93	236.82 9.324	235.45 9.270	128	325.95 12.833	324.58 12.779	163	415.08 16.342	413.70 16.288
24	61.12 2.406	59.74 2.352	59	150.24 5.915	148.87 5.861	94	239.37 9.424	238.00 9.370	129	328.50 12.933	327.12 12.879	164	417.62 16.442	416.25 16.388
25	63.66 2.506	62.29 2.452	60	152.79 6.015	151.42 5.961	95	241.92 9.524	240.54 9.470	130	331.04 13.033	329.67 12.979	165	420.17 16.542	418.80 16.488
26	66.21 2.607	64.84 2.553	61	155.34 6.116	153.96 6.062	96	244.46 9.624	243.09 9.570	131	333.59 13.133	332.22 13.079	166	422.72 16.642	421.34 16.588
27	68.75 2.707	67.38 2.653	62	157.88 6.216	156.51 6.162	97	247.01 9.725	245.64 9.671	132	336.14 13.234	334.76 13.180	167	425.26 16.743	423.89 16.689
28	71.30 2.807	69.93 2.753	63	160.43 6.316	159.06 6.262	98	249.55 9.825	248.18 9.771	133	338.68 13.334	337.31 13.280	168	427.81 16.843	426.44 16.789
29	73.85 2.907	72.48 2.853	64	162.97 6.416	161.60 6.362	99	252.10 9.925	250.73 9.871	134	341.23 13.434	339.86 13.380	169	430.35 16.943	428.98 16.889
30	76.39 3.008	75.02 2.954	65	165.52 6.517	164.15 6.463	100	254.65 10.025	253.28 9.971	135	343.77 13.534	342.40 13.480	170	432.90 17.043	431.53 16.989
31	78.94 3.108	77.57 3.054	66	168.07 6.617	166.70 6.563	101	257.19 10.126	255.82 10.072	136	346.32 13.635	344.95 13.581	171	435.45 17.144	434.08 17.090
32	81.49 3.208	80.12 3.154	67	170.61 6.717	169.24 6.663	102	259.74 10.226	258.37 10.172	137	348.87 13.735	347.50 13.681	172	437.99 17.244	436.62 17.190
33	84.03 3.308	82.66 3.254	68	173.16 6.817	171.79 6.763	103	262.29 10.326	260.92 10.272	138	351.41 13.835	350.04 13.781	173	440.54 17.344	439.17 17.290
34	86.58 3.409	85.21 3.355	69	175.71 6.918	174.34 6.864	104	264.83 10.427	263.46 10.372	139	353.96 13.935	352.59 13.881	174	443.09 17.444	441.72 17.390
35	89.13 3.509	87.76 3.455	70	178.25 7.018	176.88 6.964	105	267.38 10.527	266.01 10.473	140	356.51 14.036	355.14 13.982	175	445.63 17.544	444.26 17.491
36	91.67 3.609	90.30 3.555	71	180.80 7.118	179.43 7.064	106	269.93 10.628	268.56 10.573	141	359.05 14.136	357.68 14.082	176	448.18 17.645	446.81 17.591
37	94.22 3.709	92.85 3.655	72	183.35 7.218	181.97 7.164	107	272.47 10.728	271.10 10.673	142	361.60 14.236	360.23 14.182	177	450.73 17.745	449.36 17.691
38	96.77 3.810	95.39 3.756	73	185.89 7.319	184.52 7.265	108	275.02 10.828	273.65 10.771	143	364.15 14.336	362.77 14.282	178	453.27 17.845	451.90 17.791
39	99.31 3.910	97.94 3.856	74	188.44 7.419	187.07 7.365	109	277.57 10.928	276.19 10.874	144	366.69 14.437	365.32 14.383	179	455.82 17.946	454.45 17.892
40	101.86 4.010	100.49 3.956	75	190.99 7.519	189.61 7.465	110	280.11 11.028	278.74 10.974	145	369.24 14.537	367.87 14.483	180	458.37 18.046	456.99 17.992
41	104.41 4.110	103.03 4.056	76	193.53 7.619	192.16 7.565	111	282.66 11.128	281.29 11.074	146	371.79 14.637	370.41 14.583	181	460.91 18.146	459.54 18.092
42	106.95 4.211	105.58 4.157	77	196.08 7.720	194.71 7.666	112	285.21 11.229	283.83 11.175	147	374.33 14.737	372.96 14.683	182	463.46 18.246	462.09 18.192
43	109.50 4.311	108.13 4.257	78	198.63 7.820	197.25 7.766	113	287.75 11.329	286.38 11.275	148	376.88 14.838	375.51 14.784	183	466.01 18.347	464.63 18.293
44	112.05 4.411	110.67 4.357	79	201.17 7.920	199.81 7.866	114	290.30 11.429	288.93 11.375	149	379.43 14.938	378.05 14.884	184	468.55 18.447	467.18 18.393
45	114.59 4.511	113.22 4.457	80	203.72 8.020	202.35 7.966	115	292.85 11.529	291.47 11.475	150	381.97 15.038	380.60 14.984	185	471.10 18.547	469.73 18.493
46	117.14 4.612	115.77 4.558	81	206.26 8.121	204.89 8.067	116	295.39 11.630	294.02 11.576	151	384.52 15.138	383.15 15.084	186	473.65 18.647	472.27 18.593
47	119.68 4.712	118.31 4.658	82	208.81 8.221	207.44 8.167	117	297.94 11.730	296.57 11.676	152	387.06 15.239	385.70 15.185	187	476.19 18.748	474.82 18.694
48	122.23 4.812	120.86 4.758	83	211.36 8.321	209.99 8.267	118	300.48 11.830	299.11 11.776	153	389.61 15.339	388.24 15.285	188	478.74 18.848	477.37 18.794
49	124.78 4.912	123.41 4.858	84	213.90 8.421	212.53 8.367	119	303.03 11.930	301.66 11.876	154	392.16 15.439	390.79 15.385	189	481.28 18.948	479.91 18.894
50	127.32 5.013	125.95 4.959	85	216.45 8.522	215.08 8.468	120	305.58 12.031	304.21 11.977	155	394.70 15.510	393.33 15.486	190	483.83 19.048	482.46 18.994
51	129.87 5.113	128.50 5.059	86	219.00 8.622	217.63 8.568	121	308.12 12.131	306.75 12.077	156	397.25 15.640	395.88 15.586	191	486.38 19.149	485.01 19.095
52	132.42 5.213	131.05 5.159	87	221.54 8.722	220.17 8.668	122	310.67 12.231	309.30 12.177	157	399.80 15.740	398.43 15.686	192	488.92 19.249	487.55 19.195
53	134.96 5.314	133.59 5.259	88	224.09 8.822	222.72 8.768	123	313.22 12.331	311.85 12.277	158	402.34 15.840	400.97 15.786			
54	137.51 5.414	136.14 5.360	89	226.64 8.923	225.27 8.869	124	315.76 12.432	314.39 12.378	159	404.89 15.941	403.52 15.887			
55	140.06 5.514	138.68 5.460	90	229.18 9.023	227.81 8.969	125	318.31 12.532	316.94 12.478	160	407.44 16.041	406.07 15.987			
56	142.60 5.614	141.23 5.560	91	231.73 9.123	230.36 9.069	126	320.86 12.632	319.48 12.578	161	409.98 16.141	408.61 16.087			

See Page 153 for sprocket O.D. tolerances.

Sprocket Specification Tables

14mm Pitch PowerGrip® GT®2 Sprocket Diameters

No. of Grooves	mm (in)		No. of Grooves	mm (in)		No. of Grooves	mm (in)		No. of Grooves	mm (in)		No. of Grooves	mm (in)	
	P.D.	O.D.		P.D.	O.D.		P.D.	O.D.		P.D.	O.D.		P.D.	O.D.
28	124.78 4.912	121.98 4.802	66	294.12 11.579	291.32 11.469	104	463.46 18.246	460.66 18.136	142	632.80 24.913	630.01 24.803	180	802.14 31.580	799.35 31.470
29	129.23 5.088	126.44 4.978	67	298.57 11.755	295.78 11.645	105	467.92 18.422	465.12 18.312	143	637.26 25.089	634.46 24.979	181	806.60 31.756	803.80 31.646
30	133.69 5.263	130.90 5.153	68	303.03 11.930	300.24 11.820	106	472.37 18.597	469.58 18.487	144	641.71 25.264	638.92 25.154	182	811.05 31.931	808.26 31.821
31	138.15 5.439	135.35 5.329	69	307.49 12.106	304.69 11.996	107	476.83 18.773	474.03 18.663	145	646.17 25.440	643.37 25.330	183	815.51 32.107	812.72 31.997
32	142.60 5.614	139.81 5.504	70	311.94 12.281	309.15 12.171	108	481.28 18.948	478.49 18.838	146	650.63 25.615	647.83 25.505	184	819.97 32.252	817.17 32.172
33	147.06 5.790	144.27 5.680	71	316.40 12.457	313.61 12.347	109	485.74 19.124	482.95 19.014	147	655.08 25.791	652.29 25.681	185	824.42 32.458	821.63 32.348
34	151.52 5.965	148.72 5.855	72	320.86 12.632	318.06 12.522	110	490.20 19.299	487.40 19.189	148	659.54 25.966	656.74 25.856	186	828.88 32.633	826.08 32.523
35	155.98 6.141	153.18 6.031	73	325.31 12.808	322.52 12.698	111	494.65 19.475	491.86 19.365	149	663.99 26.141	661.20 26.031	187	833.33 32.808	830.54 32.698
36	160.43 6.316	157.63 6.206	74	329.77 12.983	326.97 12.873	112	499.11 19.650	496.32 19.540	150	668.45 26.317	665.66 26.207	188	837.79 32.954	835.00 32.874
37	164.88 6.492	162.09 6.382	75	334.22 13.158	331.43 13.048	113	503.57 19.825	500.77 19.715	151	672.91 26.492	670.11 26.382	189	842.25 33.159	839.45 33.049
38	169.34 6.667	166.55 6.557	76	338.68 13.334	335.89 13.224	114	508.2 20.001	505.23 19.891	152	677.36 26.668	674.57 26.558	190	846.70 33.335	843.91 33.225
39	173.80 6.842	171.00 6.732	77	343.14 13.509	340.34 13.399	115	512.48 20.176	509.68 20.056	153	681.82 26.843	679.03 26.733	191	851.16 33.510	848.37 33.400
40	178.25 7.018	175.46 6.908	78	347.59 13.685	344.80 13.575	116	516.93 20.352	514.14 20.242	154	686.28 27.019	683.48 26.909	192	855.62 33.686	852.82 33.576
41	182.71 7.193	179.92 7.083	79	352.05 13.860	349.26 13.750	117	521.39 20.527	518.60 20.417	155	690.73 27.194	687.94 27.084	193	860.07 33.861	857.28 33.751
42	187.17 7.369	184.37 7.259	80	356.51 14.036	353.71 13.926	118	525.85 20.703	523.05 20.593	156	695.19 27.370	692.39 27.260	194	864.53 34.037	861.75 33.927
43	191.62 7.544	188.83 7.434	81	360.96 14.211	358.17 14.101	119	530.30 20.878	527.51 20.768	157	699.64 27.545	696.85 27.435	195	868.98 34.212	866.44 34.112
44	196.08 7.720	193.28 7.610	82	365.42 14.387	362.63 14.277	120	534.76 21.054	531.97 20.944	158	704.10 27.720	701.31 27.610	196	873.44 34.387	870.64 34.277
45	200.53 7.895	197.74 7.785	83	369.88 14.562	367.08 14.452	121	539.22 21.229	536.42 21.119	159	708.56 27.896	705.76 27.786	197	877.90 34.553	875.11 34.453
46	204.99 8.071	202.20 7.961	84	374.33 14.737	371.54 14.627	122	543.67 21.404	540.88 21.294	160	713.01 28.071	710.22 27.961	198	882.35 34.738	879.55 34.628
47	209.45 8.246	206.65 8.136	85	378.79 14.913	375.99 14.803	123	548.13 21.580	545.34 21.470	161	717.47 28.247	714.68 28.137	199	886.81 34.914	884.02 34.804
48	213.90 8.421	211.11 8.311	86	383.24 15.068	380.45 14.978	124	552.59 21.755	549.79 21.645	162	721.93 28.422	719.13 28.312	200	891.27 35.089	888.47 34.979
49	218.36 8.597	215.57 8.487	87	387.70 15.264	384.91 15.154	125	557.04 21.931	554.25 21.821	163	726.38 28.598	723.59 28.488	201	895.72 35.265	892.94 35.155
50	222.82 8.772	220.02 8.662	88	392.16 15.439	389.36 15.329	126	561.50 22.106	558.70 21.996	164	730.84 28.773	728.05 28.663	202	900.18 35.440	897.38 35.330
51	227.27 8.948	224.48 8.838	89	396.61 15.615	393.82 15.505	127	565.95 22.282	563.16 22.172	165	735.30 28.949	732.50 28.839	203	904.64 35.616	901.85 35.506
52	231.73 9.123	228.94 9.013	90	401.07 15.790	398.28 15.680	128	570.41 22.457	567.62 22.347	166	739.75 29.124	736.96 29.014	204	909.09 35.791	906.30 35.681
53	236.19 9.299	233.39 9.189	91	405.53 15.966	402.73 15.856	129	574.87 22.633	572.07 22.523	167	744.21 29.299	741.41 29.189	205	913.55 35.966	910.74 35.856
54	240.64 9.474	237.85 9.364	92	409.98 16.141	407.19 16.031	130	579.32 22.808	576.53 22.689	168	748.66 29.475	745.87 29.365	206	918.00 36.142	915.21 36.032
55	245.10 9.650	242.30 9.540	93	414.44 16.316	411.64 16.206	131	583.78 22.983	580.99 22.873	169	753.12 29.650	750.33 29.540	207	922.46 36.317	919.66 36.207
56	249.55 9.825	246.76 9.715	94	418.90 16.492	416.10 16.382	132	588.24 23.159	585.44 23.049	170	757.58 29.826	754.78 29.716	208	926.92 36.493	924.13 36.383
57	254.01 10.000	251.22 9.890	95	423.35 16.667	420.56 16.557	133	592.69 23.334	589.90 23.224	171	762.03 30.001	759.24 29.891	209	931.37 36.668	928.57 36.558
58	258.47 10.176	255.67 10.066	96	427.81 16.843	425.01 16.733	134	597.15 23.510	594.35 23.400	172	766.49 30.177	763.70 30.067	210	935.83 36.844	933.04 36.734
59	262.92 10.351	260.13 10.241	97	432.26 17.018	429.47 16.908	135	601.61 23.685	598.81 23.575	173	770.95 30.352	768.15 30.242	211	940.29 37.019	937.49 36.909
60	267.38 10.527	264.59 10.417	98	436.72 17.194	433.93 17.084	136	606.06 23.861	603.27 23.751	174	775.40 30.528	772.61 30.418	212	944.74 37.195	941.96 37.085
61	271.84 10.702	269.04 10.592	99	441.18 17.369	438.38 17.259	137	610.52 24.036	607.72 23.926	175	779.86 30.703	777.06 30.593	213	949.20 37.370	946.40 37.260
62	276.29 10.878	273.50 10.768	100	445.63 17.545	442.84 17.435	138	614.97 24.212	612.18 24.102	176	784.32 30.878	781.52 30.768	214	953.65 37.545	950.85 37.435
63	280.75 11.053	277.95 10.943	101	450.09 17.720	447.30 17.610	139	619.43 24.387	616.64 24.277	177	788.77 31.054	785.98 30.944	215	958.11 37.721	955.32 37.611
64	285.21 11.229	282.41 11.119	102	454.55 17.895	451.75 17.785	140	623.89 24.562	621.09 24.452	178	793.23 31.228	790.43 31.119	216	962.57 37.896	959.76 37.786
65	289.66 11.404	286.87 11.294	103	459.00 18.071	456.21 17.961	141	628.34 24.738	625.55 24.628	179	797.68 31.405	794.89 31.295			

See Page 153 for sprocket O.D. tolerances.

Sprocket Specification Tables

20mm Pitch PowerGrip® HTD® Sprocket Diameters

No. of Grooves	Diameters mm (in)		No. of Grooves	Diameters mm (in)		No. of Grooves	Diameters mm (in)		No. of Grooves	Diameters mm (in)		No. of Grooves	Diameters mm (in)	
	P.D.	O.D.		P.D.	O.D.		P.D.	O.D.		P.D.	O.D.		P.D.	O.D.
34	216.45 8.522	212.13 8.352	71	452.00 17.795	447.68 17.625	108	687.55 27.069	683.23 26.899	145	923.10 36.342	918.78 36.172	182	1158.65 45.616	1154.33 45.446
35	222.82 8.772	218.50 8.602	72	458.37 18.046	454.05 17.876	109	693.92 27.320	689.60 27.150	146	929.46 36.593	925.15 36.423	183	1165.01 45.867	1160.70 45.697
36	229.18 9.023	224.87 8.853	73	464.73 18.297	460.41 18.127	110	700.28 27.570	695.96 27.400	147	935.83 36.84	931.51 36.674	184	1171.38 46.117	1167.06 45.947
37	235.55 9.274	231.23 9.104	74	471.10 18.547	466.78 18.377	111	706.65 27.821	702.33 27.651	148	942.20 37.094	937.88 36.924	185	1177.75 46.368	1173.43 46.198
38	241.92 9.524	237.60 9.354	75	477.46 18.798	473.15 18.628	112	713.01 28.071	708.70 27.901	149	948.56 37.345	944.25 37.175	186	1184.11 46.619	1179.79 46.449
39	248.28 9.775	243.96 9.605	76	483.83 19.048	479.51 18.878	113	719.38 28.322	715.06 28.152	150	954.93 37.596	950.61 37.426	187	1190.48 46.859	1186.16 46.699
40	254.65 10.026	250.33 9.855	77	490.20 19.299	485.88 19.129	114	725.75 28.573	721.43 28.403	151	961.30 37.846	956.98 37.676	188	1196.85 47.120	1192.53 46.950
41	261.01 10.276	256.70 10.106	78	496.56 19.550	492.25 19.380	115	732.11 28.823	727.79 28.653	152	967.66 38.097	963.34 37.927	189	1203.21 47.371	1198.89 47.201
42	267.38 10.527	263.06 10.357	79	502.93 19.800	498.61 19.630	116	738.48 29.074	734.16 28.904	153	974.03 38.348	969.71 38.178	190	1209.58 47.621	1205.26 47.451
43	273.75 10.777	269.43 10.607	80	509.30 20.051	504.98 19.881	117	744.85 29.325	740.53 29.155	154	980.39 38.598	976.08 38.428	191	1215.94 47.672	1211.63 47.702
44	280.11 11.028	275.79 10.858	81	515.66 20.302	511.34 20.132	118	751.21 29.575	746.89 29.405	155	986.76 38.849	982.44 38.679	192	1222.31 48.122	1217.99 47.952
45	286.48 11.279	282.16 11.109	82	522.03 20.552	517.71 20.382	119	757.58 29.826	753.26 29.656	156	993.13 39.099	988.81 38.929	193	1228.68 48.373	1224.36 48.203
46	292.85 11.529	288.53 11.469	83	528.39 20.803	524.08 20.633	120	763.94 30.077	759.63 29.907	157	999.49 39.350	995.18 39.180	194	1235.04 48.624	1230.72 48.454
47	299.21 11.780	294.89 11.610	84	534.76 21.054	530.44 20.884	121	770.31 30.327	765.99 30.157	158	1005.86 39.601	1001.54 39.431	195	1241.41 48.874	1237.09 48.704
48	305.58 12.031	301.26 11.861	85	541.13 21.304	536.81 21.134	122	776.68 30.578	772.36 30.408	159	1012.23 39.851	1007.91 39.681	196	1247.77 49.125	1243.46 48.955
49	311.94 12.281	307.63 12.111	86	547.49 21.555	543.18 21.385	123	783.04 30.828	778.72 30.658	160	1018.59 40.102	1014.27 39.932	197	1254.14 49.376	1249.82 49.206
50	318.31 12.532	313.99 12.362	87	553.86 21.805	549.54 21.635	124	789.41 31.079	785.09 30.909	161	1024.96 40.353	1020.64 40.183	198	1260.51 49.626	1256.19 49.456
51	324.68 12.763	320.36 12.613	88	560.23 22.056	555.91 21.886	125	795.77 31.330	791.46 31.160	162	1031.32 40.603	1027.01 40.433	199	1266.87 49.577	1262.56 49.707
52	331.04 13.033	326.72 12.863	89	566.59 22.307	562.27 22.137	126	805.14 31.580	797.82 31.410	163	1037.69 40.854	1033.37 40.684	200	1273.24 50.128	1268.92 49.958
53	337.41 13.284	333.09 13.114	90	572.96 22.557	568.64 22.387	127	808.51 31.831	804.19 31.661	164	1044.06 41.105	1039.74 40.935	201	1279.61 50.378	1275.29 50.208
54	343.77 13.534	339.46 13.364	91	579.32 22.808	575.01 22.638	128	814.87 32.082	810.56 31.912	165	1050.42 41.355	1046.10 41.185	202	1285.97 50.629	1281.65 50.459
55	350.14 13.785	345.82 13.615	92	585.69 23.059	581.37 22.889	129	821.24 32.332	816.92 32.162	166	1056.79 41.606	1052.47 41.436	203	1292.34 50.679	1288.02 50.709
56	356.51 14.036	352.19 13.856	93	592.06 23.309	587.74 23.139	130	827.61 32.583	823.29 32.413	167	1063.16 41.856	1058.84 41.686	204	1298.70 51.130	1294.39 50.960
57	362.87 14.286	358.56 14.116	94	598.42 23.560	594.10 23.390	131	833.97 32.834	829.65 32.664	168	1069.52 42.107	1065.20 41.937	205	1305.07 51.381	1300.75 51.211
58	369.24 14.537	364.92 14.367	95	604.72 23.811	600.47 23.641	132	840.34 33.084	836.02 32.914	169	1075.89 42.358	1071.57 42.188	206	1311.44 51.631	1307.12 51.461
59	375.61 14.788	371.29 14.618	96	611.15 24.061	606.84 23.891	133	846.70 33.335	842.39 33.165	170	1082.25 42.608	1077.94 42.438	207	1317.80 51.882	1313.48 51.712
60	381.97 15.038	377.65 14.868	97	617.52 24.312	613.20 24.142	134	853.07 33.585	848.75 33.415	171	1088.62 42.859	1084.30 42.689	208	1324.17 52.133	1319.85 51.963
61	388.34 15.289	384.02 15.119	98	623.89 24.562	619.57 24.392	135	859.44 33.836	855.12 33.666	172	1094.99 43.110	1090.67 42.940	209	1330.54 52.383	1326.22 52.213
62	394.70 15.540	390.39 15.370	99	630.25 24.813	625.94 24.643	136	865.80 34.087	861.48 33.917	173	1101.35 43.350	1097.03 43.190	210	1336.90 52.634	1332.58 52.464
63	401.07 15.790	396.75 15.620	100	636.62 25.064	632.30 24.894	137	872.17 34.337	867.85 34.167	174	1107.72 43.611	1103.40 43.441	211	1343.27 52.885	1338.95 52.715
64	407.44 16.041	403.12 15.871	101	642.99 25.314	638.67 25.144	138	878.54 34.588	874.22 34.418	175	1114.08 43.862	1109.77 43.692	212	1349.63 53.135	1345.32 52.965
65	413.80 16.291	409.48 16.121	102	649.35 25.565	645.03 25.395	139	884.90 34.839	880.58 34.669	176	1120.45 44.112	1116.13 43.942	213	1356.00 53.386	1351.68 53.216
66	420.17 16.542	415.85 16.372	103	655.72 25.816	651.40 25.646	140	891.27 35.089	886.95 34.919	177	1126.82 44.363	1122.50 44.193	214	1362.37 53.636	1358.05 53.466
67	426.54 16.793	422.22 16.623	104	662.08 26.066	657.77 25.896	141	897.63 35.340	893.32 35.170	178	1133.18 44.614	1128.87 44.444	215	1368.73 53.887	1364.41 53.717
68	432.90 17.043	428.58 16.873	105	668.45 26.317	664.13 26.147	142	904.00 35.591	899.68 35.421	179	1139.55 44.854	1135.23 44.694	216	1375.10 54.138	1370.79 53.968
69	439.27 17.299	434.95 17.124	106	674.82 26.568	670.50 26.398	143	910.37 35.841	906.05 35.671	180	1145.92 45.115	1141.60 44.945			
70	445.63 17.545	441.32 17.375	107	681.18 26.818	676.87 26.648	144	916.73 36.092	912.41 35.922	181	1152.28 45.365	1147.96 45.195			

See Page 153 for sprocket O.D. tolerances.

ENGINEERING DATA

NOTE: This engineering section provides general engineering information for synchronous belts and sprockets (or pulleys) which are useful in general drive design work. Where we refer to sprockets (for PowerGrip® GT®2 belts), you can substitute pulleys for PowerGrip Timing Belts. If you need additional information, contact Gates Power Transmission Product Application.

Section I

Application Design Considerations

When designing synchronous drives, there are several special circumstances that may require additional consideration:

1. Gear Motors/ Speed Reducer Drives
2. Electric Motor Frame Dimensions
3. Minimum Sprocket Diameter Recommendations for Electric Motors
4. High-Driven Inertia
5. Air Moving Drives
6. Linear Motion Drives
7. High Performance Applications
8. Belt Drive Registration
9. Belt Drive Noise
10. Use of Flanged Sprockets
11. Fixed (Nonadjustable) Center Distance
12. Use of Idlers
13. Specifying Shaft Locations in Multipoint Drive Layouts
14. Minimum Belt Wrap and Tooth Engagement
15. Adverse Operating Environments

Each of these circumstances and special considerations are reviewed below.

1. Gear Motors/ Speed Reducer Drives

When designing a belt drive system to transfer power from the output shaft of a speed reducer to the final driven shaft, the designer must make certain that the belt drive does not exert shaft loads greater than the speed reducing device is rated to carry. Failure to do so can result in premature shaft/ bearing failures whether the belt drive has been designed with the appropriate power capacity or not.

This concept is similar to the National Electric Motor Association (NEMA) establishing minimum acceptable sprocket diameters for each of their standardized motor frames. Abiding by these minimum recommended diameters, when designing a belt drive system, prevents the motor bearings from failing prematurely due to excessive shaft loads exerted by the belt drive.

Overhung load is generally defined as a force exerted by a belt or chain drive, that is perpendicular to a speed reducer shaft, and applied beyond its outermost bearing. Calculated overhung load values are intended to serve as an indication of how heavily loaded the shaft and outermost bearing of a speed reducer actually is.

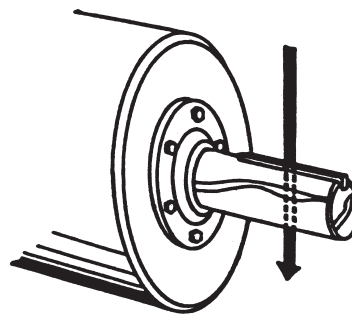


Figure 3 - Overhung Load

Overhung load calculations are generally assumed to apply to the slower output shaft of a speed reducer. It is important to note that these calculations apply to higher speed input shafts as well.

Most speed reducer manufacturers publish allowable overhung load values for every model in their product line. This value represents the maximum load that the shaft and bearings can support without negatively impacting the durability of the speed reducer. When the actual overhung load exceeds the published allowable value, premature shaft or bearing failure may occur. In extreme cases, catastrophic failures can occur.

A general formula used to calculate overhung load (OHL) is as follows:

$$\text{OHL} = \frac{126,000 \times \text{HP} \times K_{LCF} \times K_{SF} \times K_{LLF}}{\text{PD} \times \text{RPM}}$$

Where: HP = Actual horsepower being transmitted at the gear motor/reducer output shaft with no service factor applied

K_{LCF} = Overhung load connection factor (1.3 for all synchronous belt drives)

K_{SF} = Service factor for the speed reducer (available from the manufacturer)

K_{LLF} = Load location factor for the speed reducer (available from the manufacturer)

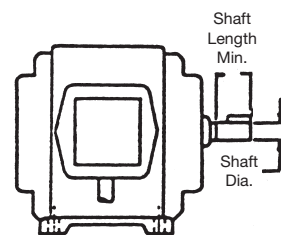
PD = Pitch diameter of the speed reducer output shaft sprocket

RPM = RPM of the speed reducer output shaft

Speed reducer manufacturers each publish their own specific formula and constants to calculate overhung load. They also publish specific overhung load ratings for each speed reducer product that they produce. It is very important to use the correct overhung load calculation procedure in conjunction with the manufacturer's accompanying overhung load rating.

If the calculated overhung load for a particular belt drive system does exceed the speed reducer manufacturer's maximum recommended value, consider altering the belt drive design. In order to reduce the calculated overhung load, consider:

- Increasing sprocket diameters
- Reducing belt width
- Mounting the sprocket closer to the speed reducer outboard bearing



Motor Frame Dimensions

Frame Size	Shaft Dia. (in)	Shaft Length Min. (in)	Key (in)
48	1/2	—	3/64 Flat
56	5/8	—	3/16 x 3/16 x 1-3/8
143T	7/8	2	3/16 x 3/16 x 1-3/8
145T	7/8	2	3/16 x 3/16 x 1-3/8
182	7/8	2	3/16 x 3/16 x 1-3/8
182T	1-1/8	2-1/2	1/4 x 1/4 x 1-3/4
184	7/8	2	3/16 x 3/16 x 1-3/8
184T	1-1/8	2-1/2	1/4 x 1/4 x 1-3/4
213	1-1/8	2-3/4	1/4 x 1/4 x 2
213T	1-3/8	3-1/8	5/16 x 5/16 x 2-3/8
215	1-1/8	2-3/4	1/4 x 1/4 x 2
215T	1-3/8	3-1/8	5/16 x 5/16 x 2-3/8
254U	1-3/8	3-1/2	5/16 x 5/16 x 2-3/4
254T	1-5/8	3-3/4	3/8 x 3/8 x 2-7/8
256U	1-3/8	3-1/2	5/16 x 5/16 x 3-3/4
256T	1-5/8	3-3/4	3/8 x 3/8 x 2-7/8
284U	1-5/8	4-5/8	3/8 x 3/8 x 3-3/4
284T	1-7/8	4-3/8	1/2 x 1/2 x 3-1/4
284TS	1-5/8	3	3/8 x 3/8 x 1-7/8
286U	1-5/8	4-5/8	3/8 x 3/8 x 3-3/4
286T	1-7/8	4-3/8	1/2 x 1/2 x 3-1/4
286TS	1-5/8	3	3/8 x 3/8 x 1-7/8
324U	1-7/8	5-3/8	1/2 x 1/2 x 4-1/4
324T	2-1/8	5	1/2 x 1/2 x 3-7/8
324TS	1-7/8	3-1/2	1/2 x 1/2 x 2
326U	1-7/8	5-3/8	1/2 x 1/2 x 4-1/4
326T	2-1/8	5	1/2 x 1/2 x 3-7/8
326TS	1-7/8	3-1/2	1/2 x 1/2 x 2
364U	2-1/8	6-1/8	1/2 x 1/2 x 5
364US	1-7/8	3-1/2	1/2 x 1/2 x 2
364T	2-3/8	5-5/8	5/8 x 5/8 x 4-1/4
364TS	1-7/8	3-1/2	1/2 x 1/2 x 2
365U	2-1/8	6-1/8	1/2 x 1/2 x 5
365US	1-7/8	3-1/2	1/2 x 1/2 x 2
365T	2-3/8	5-5/8	5/8 x 5/8 x 4-1/4
365TS	1-7/8	3-1/2	1/2 x 1/2 x 2
404U	2-3/8	6-7/8	5/8 x 5/8 x 5-1/2
404US	2-1/8	4	1/2 x 4 x 2-3/4
404T	2-7/8	7	3/4 x 3/4 x 5-5/8
404TS	2-1/8	4	1/2 x 1/2 x 2-3/4
405U	2-3/8	6-7/8	5/8 x 5/8 x 5-1/2
405US	2-1/8	4	1/2 x 1/2 x 2-3/4
405T	2-7/8	7	3/4 x 3/4 x 5-5/8
405TS	2-1/8	4	1/2 x 1/2 x 2-3/4
444U	2-7/8	8-3/8	3/4 x 3/4 x 7
444US	2-1/8	4	1/2 x 1/2 x 2-3/4
444T	3-3/8	8-1/4	7/8 x 7/8 x 6-7/8
444TS	2-3/8	4-1/2	5/8 x 5/8 x 3
445U	2-7/8	8-3/8	3/4 x 3/4 x 7
445US	2-1/8	4	1/2 x 1/2 x 2-3/4
445T	3-3/8	8-1/4	7/8 x 7/8 x 6-7/8
445TS	2-3/8	4-1/2	5/8 x 5/8 x 3
447T	3-3/8	8-1/4	7/8 x 7/8 x 6-7/8
447TS	2-3/8	4-1/2	5/8 x 5/8 x 3
449T	3-3/8	8-1/4	7/8 x 7/8 x 6-7/8
449TS	2-3/8	4-1/2	5/8 x 5/8 x 3

Increasing the sprocket diameter not only reduces calculated overhung load, it also potentially reduces the required belt width. Reducing the belt width and mounting the sprocket as close as possible to the outermost bearing of the speed reducer both move the center of the belt load closer to the speed reducer. This also reduces the calculated overhung load. Alterations to the belt drive design should be made until the calculated overhung load is within the speed reducer manufacturer's recommendations.

2. Electric Motor Frame Dimensions

Motor dimensions can be important considerations depending on the application and its requirements. If motor shaft length, motor shaft diameter, or clearance issues are a concern, refer to the motor dimension table on this page. The table lists common general purpose electric motors by frame size.

3. Minimum Sprocket Diameter Recommendations for Electric Motors

Minimum Recommended Sprocket / Sheave Diameters

NEMA (The National Electric Manufacturers Association) publishes recommendations for the minimum diameter of sprockets and sheaves to be used on General Purpose Electric Motors. The purpose of these recommendations is to prevent the use of excessively small sprockets or sheaves. This can result in motor shaft or bearing damage since belt pull increases as the diameter is reduced.

Table data has been compiled from NEMA Standard MG-1-14-42; 11/78, MG-1-14-43; 1/68, and a composite of electric motor manufacturers data. Values are generally conservative, and specific motors may permit the use of a smaller sprocket or sheave. Consult the motor manufacturer.

Motor Frames and Minimum Diameters for 60 Cycle Electric Motors

Motor Frame Code	Shaft Dia. (in)	Horsepower at Synchronous Speed (rpm)				Synchronous Belts Min. Pitch Dia. (in)
		3600 (3450)	1800 (1750)	1200 (1160)	900 (870)	
143T	0.875	1-1/2	1	3/4	1/2	2.0
145T	0.875	2—3	1-1/2—2	1	3/4	2.2
182T	1.125	3	3	1-1/2	1	2.2
182T	1.125	5	—	—	—	2.4
184T	1.125	—	—	2	1-1/2	2.2
184T	1.125	5	—	—	—	2.2
184T	1.125	7-1/2	5	—	—	2.7
213T	1.375	7-1/2—10	7-1/2	3	2	2.7
215T	1.375	10	—	5	3	2.7
215T	1.375	15	10	—	—	3.4
254T	1.625	15	—	7-1/2	5	3.4
254T	1.625	20	15	—	—	4.0
256T	1.625	20—25	—	10	7-1/2	4.0
256T	1.625	—	20	—	—	4.0
284T	1.875	—	—	15	10	4.0
284T	1.875	—	25	—	—	4.0
286T	1.875	—	30	20	15	4.7
324T	2.125	—	40	25	20	5.4
326T	2.125	—	50	30	25	6.1
364T	2.375	—	—	40	30	6.1
364T	2.375	—	60	—	—	6.7
365T	2.375	—	—	50	40	7.4
365T	2.375	—	75	—	—	7.7
404T	2.875	—	—	60	—	7.2
404T	2.875	—	—	—	50	7.6
404T	2.875	—	100	—	—	7.7
405T	2.875	—	—	75	60	9.0
405T	2.875	—	100	—	—	7.7
405T	2.875	—	125	—	—	9.5
444T	3.375	—	—	100	—	9.0
444T	3.375	—	—	—	75	8.6
444T	3.375	—	125	—	—	8.6
444T	3.375	—	150	—	—	9.5
445T	3.375	—	—	125	—	10.8
445T	3.375	—	—	—	100	10.8
445T	3.375	—	150	—	—	9.5
445T	3.375	—	200	—	—	11.9

4. High-Driven Inertia

Many drives, such as piston compressors, punch presses and crushers, depend on the driveN pulley acting as a flywheel. This flywheel effect, or WR² is used to help moderate or smooth out fluctuations in driven load and speed. Failure to compensate for this during a redesign can result in premature damage to the prime mover or early belt failures. This can be a consideration when replacing older belt drives with new, higher capacity belts.

When replacing large pulleys or sheaves with sprockets, be careful not to remove a designed-in flywheel effect. Ask questions of the user to make sure there is not a concern for a high WR². If there is a concern, you may have to use a wider sprocket, a larger diameter, or a special made-to-order sprocket designed with added weight and WR².

Drives which have a high driveN inertia and are subjected to high acceleration or emergency stop conditions require additional design expertise. Contact Gates Power Transmission Product Application for further engineering assistance.

5. Air Moving Drives

HVAC Equipment Inspection

Many air handling drives have structures that are not particularly rigid, which can create belt tension and drive alignment problems resulting in unusual and premature belt wear. Synchronous belts are sensitive to fluctuations in center distance that can be caused by inadequate bracketry. Under start up conditions, an AC motor can be required to provide 150% to 200% of its rated capacity. Synchronous belts cannot slip, and must transmit the higher start up torque. Under these conditions, the drive center distance may collapse if the structure is not sufficiently rigid.

With the drive shut off and safely locked out, a simple method to use when inspecting potential drive conversions is to grab the two belt spans and push them together while observing the motor. If any significant relative change in center distance or motor position is noticed, the drive's structural strength is most likely insufficient for a simple conversion. The structure would need to be reinforced to obtain optimum performance from a synchronous belt drive. The best conversion candidates have motors that are mounted solidly on support bracketry that is part of the fan's structural system. When possible, select synchronous drives with diameters similar to existing V-belt sheave diameters. This will maintain similar belt pulls and loads on the shafts and structure.

Air Handling Unit Start-Up Characteristics

Full Load Start Up

Start up loads can be a concern when evaluating potential drives for conversion to synchronous belts. Synchronous belts will transmit all of the start up torque, where V-belts may slip if the load is excessive. Due to the inertia of the fan, start up loads can potentially be 150% to 200% of the normal operating load. It is important that the start up load be considered by selecting appropriate service factors when designing a belt drive system.

Controlled Start Up

An air handling drive with soft start or variable frequency controller (AC Inverter) is ideal for conversion to synchronous belts. The fan will be ramped up to speed slowly, with a corresponding increase in load as the speed increases. Structural flexing is typically not a concern when designing synchronous belt drives on systems using soft starts or variable frequency controllers.

Fan Speed

The volume of air being transmitted and the required horsepower are both sensitive to changes in the driveN fan speed. If designing a synchronous belt drive for energy savings, it is important that the synchronous belt drive be designed to operate at the proper driveN fan speed. All conversions from existing V-belt drives should have the synchronous belt drive speed ratio based on a measured driveN shaft RPM, and not calculated from the theoretical V-belt speed ratio. This measurement can be made by either using a mechanical contact tachometer or a strobe tachometer.

The horsepower requirement for fans varies with the cube of the fan speed. A small change in the fan speed makes a much larger difference in the actual horsepower and energy required.

$$HP_1/HP_2 = (RPM_1/RPM_2)^3$$

Where: HP_1 = Initial Horsepower
 HP_2 = New Horsepower @ New Fan RPM
 RPM_1 = Initial Fan RPM
 RPM_2 = New Fan RPM

Air-Cooled Heat Exchanger (ACHE) Applications

Air-cooled heat exchangers are used in Petrochemical, Oil and Gas Production, Power Generation, and Petroleum Refining Industries where process heat must be removed. Electric motors as large as 60 hp commonly drive the cooling fans with either large ratio V-belt or Synchronous belt drives.

According to the American Petroleum Institute (**API 661** - Air-Cooled Heat Exchangers for General Refinery Service), a safety factor of 1.8 must be used in the belt drive design process. Synchronous belt drives typically have higher horsepower capacities than V-belt drives with an equivalent width. This increased capacity results in narrower belt drives and lighter drive hardware. Synchronous belt drive systems are especially beneficial on higher horsepower heat exchanger units, and they are commonly used on new or redesigned units. V-belt drive systems are commonly used on low to medium HP fans because of their relatively low cost and good availability.

Surface rust on sheaves and sprockets is very abrasive, and rapidly wears belts. Sprockets on wet heat exchanger applications (water drawn through heat exchanger coils by fan) such as Cooling Towers, often rust and require the use of electroless nickel plating to prevent excessive corrosion. Cooling Towers are commonly used to cool large buildings (HVAC; Heating-Ventilating-Air Conditioning Systems). Misalignment is a common cause of premature belt failures on ACHE drive systems. Care should be taken to ensure proper sheave / sprocket alignment when installing the belt drive system. See **Gates Belt Drive Preventative**

Maintenance and Safety Manual (Form 14995) for detailed information about proper belt drive alignment.

Proper belt pre-tension is necessary to obtain optimum belt performance. This is particularly true for the high inertia start up loads seen in ACHE applications. If belt installation tension is too low, V-belts will be prone to slippage and synchronous belts will be prone to tooth jump or ratcheting. Motor controllers are sometimes used to bring the fan up to speed slowly (soft start), decreasing the chance of synchronous belt ratcheting.

6. Linear Motion Drives

In linear motion drives, such as a rack and pinion application, the belt is not transmitting a load in the conventional rotational manner. The two cut ends of the belt are connected to clamping fixtures and the belt travels back and forth a specified distance while rotating over a sprocket. Because of these characteristics, the drive design process will typically not follow standard catalog design procedures.

The designer will most likely have available a maximum belt load or pull which will need to be related to the belt's allowable working tension. Reasonably sized sprocket diameters are still required to prevent excessive stress fatigue in the belt. In these applications, the designer may either use endless belts and cut them, or use standard long length belting when available. Product listings are on pages 115-117. Gates Power Transmission Product Application may be consulted for design assistance.

7. High Performance Vehicle Applications

For special high performance applications, such as motorcycles or race car and boat supercharger drives, the design loads will typically exceed published data. Because of the extremely high loads and speeds (as much as 500 HP and belt speeds exceeding 10,000 fpm), it is necessary for the designer to contact Gates Power Transmission Product Application for additional assistance.

Although special considerations may be involved, it is important to remember that reasonable drive recommendations can be provided to the designer in most cases.

8. Belt Drive Registration

The three primary factors contributing to belt drive registration (or positioning) errors are belt elongation, backlash, and tooth deflection. When evaluating the potential registration capabilities of a synchronous belt drive, the system must first be determined to be either static or dynamic in terms of its registration function and requirements.

Static Registration: A static registration system moves from its initial static position to a secondary static position. During the process the designer is concerned only with how accurately and consistently the drive arrives at its secondary position. Potential registration errors that occur during transport are not considered. Therefore, the primary factor contributing to registration error in a static registration system is backlash. The effects of belt elongation and tooth deflection do not have any influence on the registration accuracy of this type of system.

Dynamic Registration: A dynamic registration system is required to perform a registering function while in motion with torque loads varying as the system operates. In this case, the designer is concerned with the rotational position of the drive sprockets with respect to each other at every point in time. Therefore, belt elongation, backlash, and tooth deflection will all contribute to registrational inaccuracies.

Further discussion about each of the factors contributing to registration error is as follows:

Belt Elongation: Belt elongation, or stretch, occurs naturally when a belt is placed under tension. The total tension exerted within a belt results from installation as well as working loads. The amount of belt elongation is a function of the belt tensile modulus, which is influenced by the type of tensile cord and the belt construction. The standard tensile cord used in rubber synchronous belts is fiberglass. Fiberglass has a high tensile modulus, is dimensionally stable, and has excellent flex-fatigue characteristics. If a higher tensile modulus is needed in a rubber synchronous belt, aramid tensile cords can be considered, although they are generally used to provide resistance to harsh shock and impulse loads. Aramid tensile cords used in rubber synchronous belts generally have only a marginally higher tensile modulus in comparison to fiberglass. When needed, belt tensile modulus data is available from Gates Power Transmission Product Application.

Backlash: Backlash in a synchronous belt drive results from clearance between the belt teeth and the sprocket grooves. This clearance is needed to allow the belt teeth to enter and exit the grooves smoothly with a minimum of interference. The amount of clearance necessary depends upon the belt tooth profile. PowerGrip® Timing Belt Drives are known for having relatively little backlash. PowerGrip® HTD® Drives have improved torque carrying capability and resist ratcheting, but have a significant amount of backlash. PowerGrip® GT®3 Drives have considerably improved torque carrying capability, and backlash characteristics in between that of PowerGrip HTD and PowerGrip Timing Drives. In special cases, alterations can be made to drive systems to further decrease backlash. These alterations often result in increased belt wear, increased drive noise and shorter drive life. Contact Gates Power Transmission Product Application for additional information.

Tooth Deflection: Tooth deformation in a synchronous belt drive occurs as a torque load is applied to the system, and individual belt teeth are loaded. The amount of belt tooth deformation depends upon the amount of torque loading, sprocket size, installation tension and belt type. Of the three primary contributors to registration error, tooth deflection is the most difficult to quantify. Experimentation with a prototype drive system is the best means of obtaining realistic estimations of belt tooth deflection.

Additional guidelines that may be useful in designing registration critical drive systems are as follows:

- Design with large sprockets with more teeth in mesh.
- Keep belts tight, and control tension closely.
- Design frame/shafting to be rigid under load.
- Use high quality machined sprockets to minimize radial run out and lateral wobble.

9. Belt Drive Noise

V-belt, synchronous belt, roller chain, and gear drives will all generate noise while transmitting power. Each type of system has its own characteristic sound. V-belt drives tend to be the quietest and synchronous belt drives are much quieter than roller chain drives. When noise is an issue, there are several design and maintenance tips that should be followed to minimize belt drive noise.

Noise: Decibel and Frequency

Noise is an unwanted or unpleasant sound that can be described with two criteria – frequency and decibel (dB) levels. Frequency is measured in Hertz. A perfect human ear is capable of distinguishing frequencies typically from 20 to 20,000 Hertz. The human ear does generally not perceive frequencies higher than 20,000 Hertz.

The sound pressure level or intensity of noise is measured in terms of decibels (dB). The decibel has become the basic unit of measure since it is an objective measurement that approximately corresponds to the subjective measurement made by the human ear. Since sound is composed of several distinct and measurable parts and the human ear doesn't differentiate between these parts, measuring scales that approximate the human ear's reaction have been adopted. Three scales – A, B, and C are used to duplicate the ear's response over the scale's ranges. The A scale is most commonly used in industry because of its adoption as the standard in OSHA regulations. Noise described in decibels (dBA – "A" weighting for the human ear) is generally perceived as the loudness or intensity of the noise.

While the human ear can distinguish frequencies over a broad range, the ear is most sensitive in the range of normal speech – 500 to 2000 Hertz. As a consequence, this is the range most commonly of concern for noise control ("A" weighting gives more weight or emphasis to sounds in the 500 to 2000 Hz range). Frequency is most closely related to what the ear hears as pitch. High frequency sounds are perceived as whining or piercing, while low frequency sounds are perceived as rumbling.

The combination of sound pressure level (dB) and frequency describes the overall level of loudness perceived by the human ear. One without the other does not adequately describe the loudness potential of the noise. For example, an 85 dBA noise at 3000 Hertz is going to be perceived as being much louder than an 85 dBA noise at 500 Hertz.

Reducing Noise

Following proper installation and maintenance procedures, as well as some simple design alternatives can reduce belt drive noise.

Belt Drive Tension and Alignment

Properly tensioning and aligning a belt drive will allow the belt drive to perform at its quietest level. Improper tension in synchronous belt drives can affect how the belt fits in the sprocket grooves. Proper tension minimizes tooth to groove interference, and thereby reduces belt noise.

Misaligned synchronous belt drives tend to be much noisier than properly aligned drives due to the amount of interference that is created between the belt teeth and the sprocket grooves. Misaligned synchronous belt drives also may

cause belt tracking that forces the edge of the belt to ride hard against a sprocket flange. Misalignment causing belt contact with a flange will generate noise that is easily detected.

Noise Barriers and Absorbers

Sometimes, even properly aligned and tensioned belt drives may be too noisy for a work environment. When this occurs, steps can be taken to modify the drive guard to reduce the noise level.

Noise barriers are used to block and reflect noise. Noise barriers do not absorb or deaden the noise; they block the noise and generally reflect most of the noise back towards its point of origin. Good noise barriers are dense, and should not vibrate. A sheet metal belt guard is a noise barrier. The more complete the enclosure is, the more effective it is as a noise barrier. Noise barrier belt guards can be as sophisticated as a completely enclosed case, or as simple as sheet metal covering the front of the guard to prevent direct sound transmission.

Noise absorbers are used to reduce noise reflections and to dissipate noise energy. Noise absorbers should be used in combination with a noise barrier. Noise absorbers are commonly referred to as acoustic insulation. Acoustic insulation (the noise absorber) is used inside of belt guards (the noise barrier) where necessary. A large variety of acoustic insulation manufacturers are available to provide different products for the appropriate situation.

A combination of noise barrier (solid belt guard) and noise absorber (acoustic insulation) will provide the largest reduction in belt drive noise. While the noise reduction cannot be predicted, field experience has shown that noise levels have been reduced by 10 to 20 dBA when using complete belt guards with acoustic insulation.

10. Use of Flanged Sprockets

Guide flanges are needed in order to keep the belt on the sprocket. Due to tracking characteristics, even on the best aligned drives, belts will ride off the edge of the sprockets. Flanges will prevent this belt ride-off.

On all drives using stock or made-to-order sprockets, the following conditions should be considered when selecting flanged sprockets:

1. On all two-sprocket drives, the minimum flanging requirements are two flanges on one sprocket or one flange on each sprocket on opposite sides.
2. On drives where the center distance is more than eight times the diameter of the small sprocket, both sprockets should be flanged on both sides. (See Engineering Section II, Belt Installation and Drive Alignment on Pages 182 and 183.)
3. On vertical shaft drives, one sprocket should be flanged on both sides, and all the other sprockets in the system should be flanged on the bottom side only.
4. On drives with more than two sprockets, the minimum flanging requirements are two flanges on every other sprocket or one flange on every sprocket—on alternating sides around the system.

On made-to-order sprockets, flanges must be securely fastened, such as using mechanical fasteners, welding, shrink-fit or other equivalent methods.

11. Fixed (Nonadjustable) Center Distance

Designers sometimes attempt to design synchronous belt drive systems without any means of belt adjustment or take up. This type of system is called a Fixed Center Drive. While this approach is often viewed as being economical, and is simple for assemblers, it often results in troublesome reliability and performance problems in the long run.

The primary pitfall in a fixed center design approach is failure to consider the effects of system tolerance accumulation. Belts and sprockets are manufactured with industry accepted production tolerances. There are limits to the accuracy that the center distance can be maintained on a production basis as well. The potential effects of this tolerance accumulation is as follows:

Low Tension:

Long Belt with Small Sprockets on a Short Center Distance

High Tension:

Short Belt with Large Sprockets on a Long Center Distance

Belt tension in these two cases can vary by a factor of 3 or more with a standard fiberglass tensile cord, and even more with an aramid tensile cord. This potential variation is great enough to overload bearings and shafting, as well as the belts themselves. The probability of these extremes occurring is a matter of statistics, but however remote the chances seem, they will occur in a production setting. In power transmission drives, the appearance of either extreme is very likely to impact drive system performance in a negative manner.

The most detrimental aspect of fixed center drives is generally the potentially high tension condition. This condition can be avoided by adjusting the design center distance. A common approach in these designs is to reduce the center distance from the exact calculated value by some small fraction. This results in a drive system that is inherently loose, but one that has much less probability of yielding excessively high shaft loads. **NOTE:** This approach should not be used for power transmission drives since the potentially loose operating conditions could result in accelerated wear and belt ratcheting, even under nominal loading.

There are times when fixed center drive designs can't be avoided. In these cases, the following recommendations will maximize the probability of success.

1. Do not use a fixed center design for power transmission drives. Consider using a fixed center design only for lightly loaded or motion transfer applications.
2. Do not use a fixed center design for drives requiring high motion quality or registration precision.
3. When considering a fixed center design, the center distance must be held as accurately as possible, typically within 0.002"–0.003" (0.05mm–0.08mm). This accuracy often requires the use of stamped steel framework.
4. Sprockets for fixed center systems should be produced with a machining process for accuracy.

Molding and sintering processes are generally not capable of holding the finished O.D. sufficiently accurate for these systems.

5. The performance capabilities of the drive system should be verified by testing belts produced over their full length tolerance range on drive systems representing the full potential center-distance variation. Contact Gates Power Transmission Product Application for further details.
6. Contact Gates Power Transmission Product Application for design center distance recommendations, and to review the application.

12. Use of Idlers

Use of idlers should be restricted to those cases in which they are functionally necessary. Idlers are often used as a means of applying tension when the center distance is not adjustable.

Idlers should be located on the slack side span of the belt drive. General size recommendations are listed for inside grooved, inside flat, and backside idlers. In some cases, such as high capacity drives utilizing large sprockets, idlers as large as the smallest loaded sprocket in the system may be more appropriate.

Idler Size Recommendations

Belt	Minimum Inside Idler	Minimum Inside Flat Idler	Minimum Backside Idler
XL PowerGrip® Timing	12 grooves	2.50" O.D.	1.00" O.D.
L PowerGrip Timing	10 grooves	4.75" O.D.	1.60" O.D.
H PowerGrip Timing	14 grooves	6.38" O.D.	2.88" O.D.
5M PowerGrip GT®3	14 grooves	2.50" O.D.	1.25" O.D.
8M PowerGrip GT3	22 grooves	4.00" O.D.	2.80" O.D.
14M PowerGrip GT3	28 grooves	7.00" O.D.	6.50" O.D.
20M PowerGrip HTD®	34 grooves	10.00" O.D.	11.00" O.D.

Outside or backside idlers should be flat and uncrowned; flanges may or may not be necessary. Drives with flat inside idlers should be tested, as noise and belt wear may occur.

Idler arc of contact should be held to a minimum. All idlers should be rigidly mounted in place to minimize movement or deflection during drive startup and operation.

13. Specifying Shaft Locations in Multipoint Drive Layouts

When collecting geometrical layout data for multiple sprocket drive layouts, it is important to use a standard approach that is readily understood and usable for drive design calculations. This is of particular importance when the data will be provided to Gates Application Engineering for analysis.

Multipoint Drive

When working with a drive system having more than three shafts, the geometrical layout data must be collected in terms of X-Y coordinates for analysis.

For those unfamiliar with X-Y coordinates, the X-Y cartesian coordinate system is commonly used in mathematical and engineering calculations and utilizes a horizontal and vertical axis as illustrated in Fig. 4.

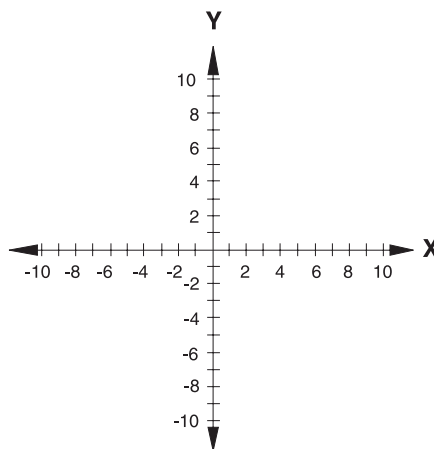


Figure 4

The axes cross at the zero point, or origin. Along the horizontal, or "X" axis, all values to the right of the zero point are positive, and all values to the left of the zero point are negative. Along the vertical, or "Y" axis, all values above the zero point are positive, and all values below the zero point are negative. This is also illustrated in Figure 4.

When identifying a shaft center location, each X-Y coordinate is specified with a measurement in the "X" as well as the "Y" direction. This requires a horizontal and vertical measurement for each shaft center in order to establish a complete coordinate. Either English or Metric units of measurement may be used.

A complete coordinate is specified as follows:

(X,Y) where X = measurement along X-axis (horizontal)
Y = measurement along Y-axis (vertical)

In specifying X-Y coordinates for each shaft center, the origin (zero point) must first be chosen as a reference. The driveR shaft most often serves this purpose, but any shaft center can be used. Measurements for all remaining shaft centers must be taken from this origin or reference point. The origin is specified as (0,0).

An example layout of a 5-point drive system is illustrated

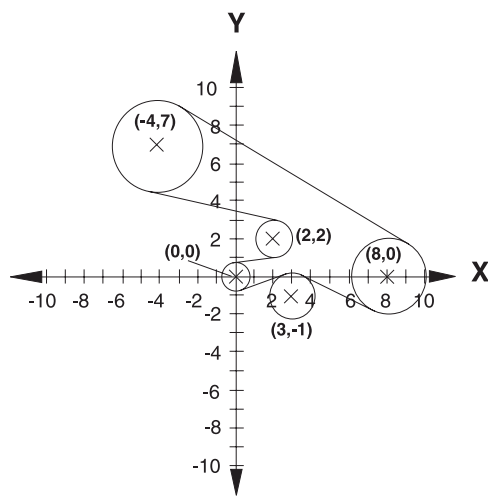


Figure 5

in Figure 5. Here each of the five shaft centers are located and identified on the X-Y coordinate grid.

When specifying parameters for the moveable or adjustable shaft (for belt installation and tensioning), the following approaches are generally used:

Fixed Location: Specify the nominal shaft location coordinate with a movement direction.

Slotted Location: Specify a location coordinate for the beginning of the slot, and a location coordinate for the end of the slot along its path of linear movement.

Pivoted Location: Specify the initial shaft location coordinate along with a pivot point location coordinate and the pivot radius.

Performing belt length and idler movement/positioning calculations by hand can be quite difficult and time consuming. With a complete geometrical drive description, we can make the drive design and layout process quite simple for you. Contact Gates Power Transmission Product Application for computer-aided assistance.

14. Minimum Belt Wrap and Tooth Engagement

Horsepower ratings listed in this catalog are based on a minimum of six teeth in mesh between the belt and the sprocket. The ratings must be corrected for excessive tooth loading if there are less than six teeth in mesh. For nonstock drives not listed in the Drive Selection Tables, the teeth in mesh may be calculated by using this formula: In cases where fewer than six teeth are in full contact, 20%

Formula 1

$$\text{Teeth in Mesh} = \left[0.5 - \left(\frac{D - d}{6C} \right) \right] N_s$$

Where: D = pitch diameter, large sprocket, inches
d = pitch diameter, small sprocket, inches
C = center distance between shafts, inches
N_s = number of grooves in small sprocket

of the horsepower rating must be subtracted for each tooth less than six not in full contact. After computing the teeth in mesh, the belt rating should be multiplied by the appropriate K_{TM} factor shown in the following table. In addition to the number of teeth in mesh, some drives

Teeth In Mesh Correction Factor

Teeth in Mesh	Factor K _{TM}
6 or more	1.00
5	0.80
4	0.60
3	0.40
2	0.20

with more than two shafts may have a greater potential for the belts to ratchet where loaded sprockets have six teeth in mesh, but a small arc of contact. In order to minimize this condition, each loaded sprocket in the drive system should have an arc of contact or belt wrap angle of at least 60 degrees. Non-loaded idler sprockets do not have tooth meshing or wrap angle requirements.

15. Adverse Operating Environments

Debris

Be very careful when using synchronous drives in high debris environments. Debris can be more damaging to a positive belt drive than a V-belt drive, which has a tendency to remove debris from the sheave grooves through drive operation. Entrapment of debris in synchronous drives is a major concern. Debris can be packed into sprocket grooves causing improper belt tooth engagement, reducing belt life and accelerating belt and sprocket wear. Care must be taken to provide adequate shielding to drives in environments where debris is likely. Completely enclosing a synchronous belt drive may be acceptable. Since synchronous belts generate minimal heat during drive operation, air circulation is not critical except where extremely high temperatures already are present. Depending on the type and abrasive characteristics of the debris, excessive wear can be generated on both belt and sprockets.

Temperature

Belt performance is generally unaffected in ambient temperature environments between -30° and 185°F (-34° and 85°C). Temperature extremes beyond these limits should be reviewed by Gates Power Transmission Product Application.

Chemical Resistance

Based on lab and field testing, PowerGrip® belts provide excellent resistance to most chemicals. Actual performance characteristics will be determined by the degree of concentration of the chemical, the time of exposure and the type of exposure (drip, splash, immersion, etc.). In addition to possible belt degradation, these chemicals can act as a lubricant in the drive system. As with any positive belt drive, PowerGrip drives which run where excessive lubrication is present have an increased tendency to ratchet (See Engineering Section II-14, Self Generated Tension on Page 184). Special attention should be given to assure that recommended tension is maintained (See Engineering Section II-8, Belt Installation Tension on Page 180).

High Humidity/Corrosive Environments

Many industrial applications face problems associated with rusting parts. Numerous applications in the food and beverage industry are located in areas that require periodic wash down. Unless a drive is completely shielded and protected from wash down, rust and corrosion will be rapidly apparent in these types of environments. This is equally true of sprockets when used in very wet or humid environments, such as seen with air moving drives on cooling towers or wood kilns. The constant effects of the wet air surrounding the belt drive can cause excessive rust.

Corrosion attacks sprocket grooves, building up rust deposits. The corrosion will increase over time, building up in the sprocket grooves and non-driving surfaces (flanges, sprocket faces, bushing face). Sprockets with corrosion in the grooves will rapidly wear the belt's teeth and wear through the abrasion resistant tooth fabric, resulting in tooth shear and premature belt failure.

When an application is in a corrosive environment, the designer may elect to use special sprockets and bushings to prevent premature failures. Using special stainless steel sprockets and bushings or electroless nickel-plated sprockets can help eliminate corrosion as a cause of failure on belt drives located in these damaging environments.

Section II

Engineering Design Considerations

All synchronous belt drives require proper installation procedures for optimum performance. In addition, topics such as tooth profile advantages, sprocket rim speed limitations, efficiency, and tolerances are common to all Gates synchronous belt drives.

1. **Belt Storage and Handling**
2. **Center Distance and Belt Length**
3. **Tooth Profiles**
4. **Static Conductivity**
5. **Sprocket Diameter - Speed**
6. **Efficiency**
7. **Belt Tolerances**
8. **Belt Installation Tension**
9. **Center Distance Allowances for Installation and Tensioning**
10. **Drive Alignment**
11. **Belt Installation**
12. **Belt Pull Calculations**
13. **Bearing/Shaft Load Calculations**
14. **Self-Generated Tension**

Each of these circumstances and special considerations are reviewed below.

1. Belt Storage and Handling

Storage Recommendations

In order to retain their serviceability and dimensions, proper storage procedures must be followed for synchronous belts. Quite often premature belt failures can be traced to improper belt storage procedures that damaged the belt before it was installed on the drive. By following a few guidelines, these types of belt failures can be avoided.

Recommended

Belts should be stored in a cool and dry environment with no direct sunlight. Ideally, belts should be stored at less than 85° F and with lower than 70% relative humidity.

Belts should be stored in original packaging.

Not Recommended

Belts should not be stored near windows, which may expose the belts to direct sunlight or moisture.

Belts should not be stored near heaters, radiators, or in the direct airflow of heating devices.

Belts should not be stored near any devices that generate ozone such as transformers and electric motors.

Belts should not be stored where they are exposed to solvents or chemicals in the atmosphere.

Do not store belts on the floor unless they are in a protective container. Floor locations are exposed to traffic that may damage the belts.

Do not crimp belts during handling or while being stored. To avoid this, belts must not be bent to diameters smaller than what is recommended (minimum recommended sprocket diameter for inside bends and 1.3 times the minimum recommended sprocket diameter for back side bends). Do not use ties or tape to pull belt spans tightly together near the end of the belt. Do not hang on a small diameter pin that suspends all of the belt weight and bends the belt to a diameter smaller than the minimum recommended sprocket diameter. Improper storage will damage the tensile cord and the belt will fail prematurely. Handle belts carefully when removing from storage and moving to the application.

Storage Effects

Belts may be stored up to six years if properly stored at temperatures less than 85°F and relative humidity less than 70%.

For every 15°F increase in storage temperature above 85°F, the time the belt can be stored without reduced performance decreases by one-half. Belts should never be stored at temperatures above 115°F.

At relative humidity levels above 70%, fungus or mildew may form on stored belts. This has minimal affect on belt performance, but should be avoided if possible.

When equipment is stored for prolonged periods of time (over six months), the belt tension should be relaxed so that the belt does not take a set, and the storage environment should meet the 85°F and 70% or less relative humidity condition. If this is not possible, belts should be removed and stored separately in a proper environment.

2. Center Distance and Belt Length

The approximate relationship between a center distance and belt pitch length is given by the following formula:

Formula 2

$$L_p = 2C + 1.57(D + d) + \frac{(D - d)^2}{4C}$$

Where: L_p = belt pitch length, inches
 D = diameter of large sprocket, inches
 d = diameter of small sprocket, inches
 C = center distance, inches

A more precise formula is given below:

Formula 3

$$L_p = 2C \cos \varphi + \frac{\pi (D + d)}{2} + \frac{\pi \varphi (D - d)}{180}$$

Where: L_p = belt pitch length, inches
 C = center distance, inches
 D = pitch diameter of large sprocket, inches
 d = pitch diameter of small sprocket, inches

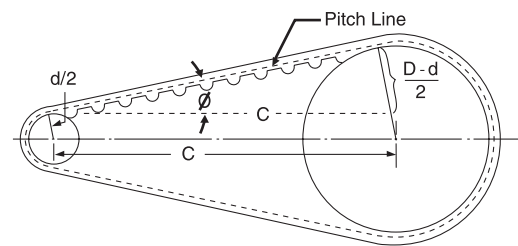
$$\varphi = \sin^{-1} \left(\frac{D - d}{2C} \right) \text{ degrees}$$

The approximate center distance can be found by this formula:

Formula 4

$$C = \frac{K + \sqrt{K^2 - 32(D - d)^2}}{16}$$

Where: $K = 4L_p - 6.28(D + d)$



The exact center distance can be calculated using an iterative process between the center distance (Formula 4) and belt length (Formula 3) equations. The exact center distance has been found when the two equations converge. The pitch length increment of a synchronous belt is equal to a multiple of the belt pitch.

3. Tooth Profiles

Conventional trapezoidal belts (MXL, XL, etc.) were the earliest developments of positive drive belts. In more recent years, new curvilinear profiles have entered the market. The most predominant of these profiles is the HTD® system (5mm, 8mm, etc.). While these curvilinear profiles provide many advantages, they also can provide significant disadvantages.

With the development of the Gates GT® tooth profile, the combined advantages of the various curvilinear profiles have now been optimized. Characteristics such as ratcheting resistance, improved load/life and noise reduction were prime factors in the design of the Gates GT profile. Additionally, it allowed optimization in incorporating premium materials into its superior construction.

The GT tooth profile is based on the tractrix mathematical function. Engineering handbooks describe this function as a "frictionless" system. This early development by Schiele is described as an involute form of a catenary. With this system, the belt and sprocket teeth move substantially tangentially during entry and exit, thus improving significantly

the belt's performance characteristics. This is illustrated in Fig. 6. For information on belt/sprocket interchangeability between various Gates products as well as interchange with other manufacturers, consult Gates Belt/Sprocket Interchange Guide (12998-B) or contact Gates Power Transmission Product Application.

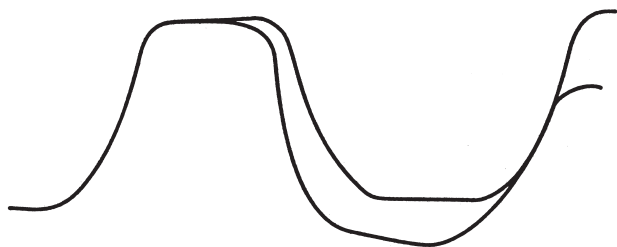


Figure 6

4. Static Conductivity

Static discharge can pose a hazard with belt drives that operate in potentially explosive environments. Static discharge can also interfere with radios, electronic instruments, or controls used in a facility. While uncommon, static discharge can also cause bearing pitting if the discharge travels through bearings. Effectively dissipating static charges from belt drives can prevent these issues. One way of achieving this is with conductive belt constructions.

Industry recognized standards for belt conductivity specify test procedures as well as allowable measured values for belt resistance. The Association for Rubber Products Manufacturers (ARPM, formerly RMA) publication IP-3-3 applies to both V-belts and synchronous belts. The international Standards Organization (ISO) standard 9563 applies to synchronous belts only, and is recognized more broadly on an international basis.

PowerGrip® Timing and PowerGrip HTD® belts in endless, Twin Power® and long length belting forms do not meet the static conductivity requirements specified in ARPM Bulletin IP 3-3 nor ISO 9563 so are not considered to be static conductive. These belts can be manufactured in a static conductive construction on a made-to-order basis.


8M and 14M PowerGrip GT®3 belts are conductive in accordance with ISO 9563, but not 12 mm wide 8M PowerGrip GT3 belts. 5M PowerGrip GT3 and 5M, 8M and 14M Twin Power and long length belting forms do not meet static conductivity requirements, but can be manufactured in a static conductive construction on a made-to-order basis.

When belts are used in hazardous environments, additional considerations should be given to assure that accidental static spark discharges do not occur. Note that industry ARPM IP-3-3 and ISO 9563 standards for belt conductivity apply only to new belts. Conductivity properties is known to decline over time after belts are placed into service, but are not generally monitored. Also note that dissipation of static charges to ground occurs initially between belt teeth and the sprockets. Unusual or excessive debris or contaminants on belt contact surfaces or sprocket grooves may hinder the conductivity of static charges, so should be cleaned and removed. Finally

note that a conductive path all the way from the sprockets through shafts, bearings, structure and other system components to ground is critical in safely dissipating static charges.

As an additional measure of protection in hazardous environments, a static-conductive brush or similar device should be employed to bleed off any residual static buildup that might remain around the belt. The user must ensure that belt drives operating in potentially hazardous or explosive environments are designed and installed in accordance with existing building codes, OSHA requirements, and/or recognized safety-related organizations.

5. Sprocket Diameter—Speed



Drives shaded in the Belt Width Selection Tables use sprocket diameters that may reduce belt life. The amount of reduction will depend on speed—the higher the speed, the greater the reduction. The drives are included for use where speed ratio or space requirements must be met. Blanks in the lower right-hand portions of the Belt Width Selection Tables occur because sprocket rim speed exceeds 6,500 feet per minute. Centrifugal forces developed beyond this speed may prohibit the use of stock gray cast iron sprockets. For rim speeds above 6,500 feet per minute, contact Gates Power Transmission Product Application for other alternatives.

Sprockets Recommended

For maximum performance, we recommend using Gates PowerGrip® belts only with Gates PowerGrip® Sprockets

6. Efficiency

When properly designed and applied, PowerGrip belt drive efficiency will be as high as 98%. This high efficiency is primarily due to the positive, no slip characteristic of synchronous belts. Since the belt has a thin profile, it flexes easily, thus resulting in low hysteresis losses as evidenced by low heat buildup in the belt.

Gates synchronous belts are uniquely constructed because they use high performance materials. Optimization of these high-technology features provide maximum performance and efficiency.

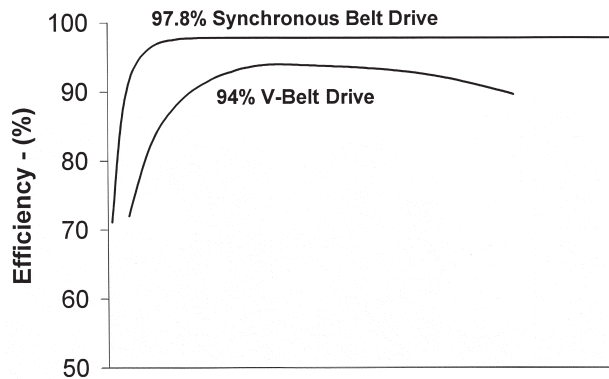
Synchronous belt drive efficiency can be simply defined as shown in the following equation:

When examining the loss of energy, it is necessary to con-

$$\text{Efficiency, percent} = \frac{\text{DN RPM} \times \text{DN Torque}}{\text{DR RPM} \times \text{DR Torque}} \times 100$$

sider belt losses in terms of shaft torque and shaft speed. Torque losses result from bending stress and friction. Chain drives running unlubricated may generate significant heat build up due to increased friction in the roller joints. Even properly lubricated chains running at higher speeds tend to throw off the oil due to centrifugal forces, making it difficult to maintain proper lubrication at the load bearing surfaces. Consequently, chain drives are typically only 92-98% efficient.

Speed losses result from belt slip and creep. Unlike V-belts, slip is not a factor with synchronous belts. Well maintained V-belt drives are typically in the range of 95-98% efficient. However, on a poorly designed or maintained drive, the efficiency may drop as much as 5% or more. If proper maintenance cannot be scheduled for a V-belt drive or it is located in an inaccessible area, a positive belt drive system should be considered.



Increasing DriveN Torque

The belt drive is only part of the total system. Motors should be properly sized for the application. They must have sufficient capacity to meet the power needs, yet over-designed motors will lead to electrical inefficiencies. DriveN machines also may have inherent inefficiencies which may contribute to overall system efficiency.

7. Belt Tolerances

These tolerances are for reference only. For fixed center drive applications and special tolerances, contact Gates Power Transmission Product Application.

Stock Belt Center Distance Tolerances			
Belt Length		Center Distance Tolerance	
	(mm) (in)		(mm) (in)
over 127	to 254	± 0.20	
5	10	± .008	
over 254	to 381	± 0.23	
10	15	± .009	
over 381	to 508	± 0.25	
15	20	± .010	
over 508	to 762	± 0.30	
20	30	± .012	
over 762	to 1016	± 0.33	
30	40	± .013	
over 1016	to 1270	± 0.38	
40	50	± .015	
over 1270	to 1524	± 0.41	
50	60	± .016	
over 1524	to 1778	± 0.43	
60	70	± .017	
over 1778	to 2032	± 0.46	
70	80	± .018	
over 2032	to 2286	± 0.49	
80	90	± .019	
over 2286	to 2540	± 0.52	
90	100	± .020	
over 2540	to 2794	± 0.54	
100	110	± .021	
over 2794	to 3048	± 0.56	
110	120	± .022	
over 3048	to 3302	± 0.58	
120	130	± .023	
over 3302	to 3556	± 0.60	
130	140	± .024	
over 3556	to 3810	± 0.63	
140	150	± .025	
over 3810	to 4064	± 0.66	
150	160	± .026	
over 4064	to 4318	± 0.69	
160	170	± .027	
over 4318	to 4572	± 0.72	
170	180	± .028	
over 4572		add ± .03 for every 254 increment	
180		± .001	

Stock Belt Width Tolerances								
Belt Width (mm) (in)		Belt Width Tolerances						
		Belt Lengths	(mm)	(in)	Belt Lengths	(mm)	(in)	Belt Lengths
		0	838	0	838	1676	0	1676
over	11.1 to 38.1	0.032	0.032	0.032	0.047	0.032	0.047	0.032
over	38.1 to 50.8	0.032	0.047	0.047	0.047	0.047	0.063	0.063
over	50.8 to 63.5	0.047	0.047	0.047	0.063	0.063	0.063	0.063
over	63.5 to 76.5	0.047	0.063	0.063	0.063	0.063	0.078	0.078
over	76.5 to 101.6	0.063	0.063	0.063	0.078	0.078	0.078	0.078
over	101.6 to 177.8	0.094	0.094	0.094	0.109	0.109	0.125	0.125
over	177.8 to 7.000						0.188	0.250

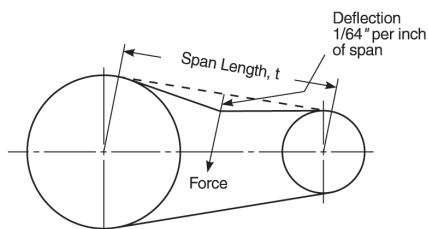
8. Belt Installation Tension

Standard Belt Tensioning Procedure

When installing a Gates PowerGrip® belt:

- Be sure it is tensioned adequately to prevent tooth jumping (ratcheting) under the most severe load conditions which the drive will encounter during operation.
- Avoid extremely high tension which can reduce belt life and possibly damage bearings, shafts and other drive components.

The proper way to check belt tension is to use a tension tester. Gates has a variety of tension testers, ranging from the simple spring scale type tester to the sophisticated Sonic Tension Meter. The spring scale type tester is used by measuring how much force is required to deflect the belt at the center of its span by a specified distance (force deflection method), as shown in the sketch below.



The Sonic Tension Meter measures the vibration of the belt span and instantly converts the vibration frequency into belt static tension (span vibration method).

When you wish to use a numerical method for calculating recommended belt installation tension values, the following procedure may be used.

STEP 1: Calculate the required base static installation tension.

Use Formula 5 to calculate the required base static installation tension.

Formula 5

$$T_{st} = \frac{20HP}{S} + MS^2$$

Where: T_{st} = base static installation tension, Pounds

HP = Horsepower

$$S = \frac{PD \times RPM}{3820}$$

M = Value from Table 3

PD = Sprocket Pitch Diameter, inches

RPM = Sprocket revolutions per minute

Table 3

Pitch	Belt Width	M	Y	Min T _{st} (lb) per span
5M PowerGrip GT3	9mm	0.17	14.88	9.0
	15mm	0.29	24.80	15.0
	25mm	0.48	41.33	25.0
8M PowerGrip GT3	12mm	0.32	25.38	13.5
	20mm	0.54	42.29	22.5
	30mm	0.81	63.44	33.8
	50mm	1.35	105.73	56.2
	85mm	2.29	179.74	95.6
14M PowerGrip GT3	40mm	1.80	93.04	106.0
	55mm	2.48	127.93	145.8
	85mm	3.83	197.72	225.2
	115mm	5.18	267.50	304.8
	170mm	7.66	395.43	450.5
5M PowerGrip HTD	15mm	0.27	24.80	13.5
	25mm	0.45	41.33	22.5
20M PowerGrip HTD	115mm	6.84	402.35	425.5
	170mm	10.11	594.78	629.0
	230mm	13.68	804.70	851.0
	290mm	17.25	1014.63	1073.0
	340mm	20.23	1189.56	1258.0
XL PowerGrip Timing	1/4 in.	0.07	3.30	3.2
	3/8 in.	0.11	4.94	4.9
L PowerGrip Timing	1/2 in.	0.19	7.20	12.5
	3/4 in.	0.28	10.80	18.8
	1 in.	0.38	14.40	25.0
H PowerGrip Timing	3/4 in.	0.35	32.23	56.2
	1 in.	0.46	42.97	75.0
	1-1/2 in.	0.69	64.45	112.5
	2 in.	0.92	85.94	150.0
	3 in.	1.38	128.91	225.0
XH PowerGrip Timing	2 in.	2.67	129.88	210.0
	3 in.	4.00	194.82	315.0
	4 in.	5.34	259.77	420.0
XXH PowerGrip Timing	2 in.	3.52	144.04	260.0
	3 in.	5.28	216.06	390.0
	4 in.	7.04	288.09	520.0
	5 in.	8.80	360.11	650.0

Because of the high performance capabilities of PowerGrip belts, it is possible to design drives that have significantly greater load than are necessary to carry the actual design load. Consequently, Formula 5 can provide T_{st} values less than are necessary for the belt to operate properly, resulting in poor belt performance and reduced service life.

If a more appropriately sized drive cannot be designed, minimum recommended T_{st} values are provided in Table 3 to assure that the PowerGrip® belts function properly when lightly loaded.

Always use the greater T_{st} value; i.e., from T_{st} Formula 5 or Table 3.

NOTE: When applying static belt tension values directly, multiply the required base static installation tension (T_{st}) calculated in Formula 5 by the following factors:

For New Belts:

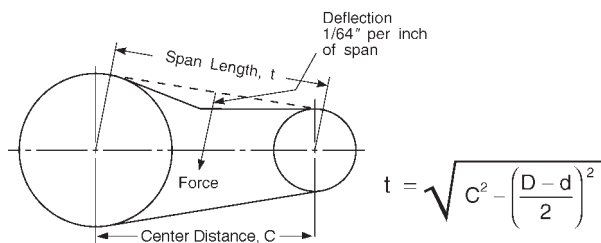
Minimum Static Tension = $1.0 \times T_{st}$
Maximum Static Tension = $1.1 \times T_{st}$

For Used Belts:

Minimum Static Tension = $0.7 \times T_{st}$
Maximum Static Tension = $0.8 \times T_{st}$

STEP 2: Calculate the minimum and maximum recommended deflection forces.

A. Measure the span length of your drive (see sketch).



B. New belt minimum recommended force:

Formula 6

$$\text{deflection force, Min.} = \frac{1.0 T_{st} + \left(\frac{t}{L}\right) Y}{16}, \text{ lb}_f$$

C. New belt maximum recommended force:

Formula 7

$$\text{deflection force, Max.} = \frac{1.1 T_{st} + \left(\frac{t}{L}\right) Y}{16}, \text{ lb}_f$$

Where: T_{st} = Base Static tension, lb_f
 t = span length, inches
 L = belt pitch length, inches
 Y = constant from Table 3

USED BELT NOTE: For re-installation of a used belt, a recommended tension of $0.7 T_{st}$ to $0.8 T_{st}$ value should be used in calculating the deflection forces, instead of the $1.0 T_{st}$ to $1.1 T_{st}$ shown for new belts.

STEP 3: Applying the tension.

Force deflection tension method

- At the center of the span (t) apply a force perpendicular to the span large enough to deflect the belt on the drive $1/64$ inch per inch of span length from its normal position. One sprocket should be free to rotate. Be sure the force is applied evenly across the entire belt width. If the belt is a wide synchronous belt place a piece of steel or angle iron across the belt width and deflect the entire width of the belt evenly.
- Compare this deflection force with the range of forces calculated in Step 2.
 - If it is less than the minimum recommended deflection force, the belt should be tightened.
 - If it is greater than the maximum recommended deflection force, the belt should be loosened.

Span vibration tension method

The Sonic Tension Meter detects the vibration frequency in the belt span, and converts that measurement into the actual static tension in the belt. To use the Sonic Tension Meter, begin by entering the belt unit weight, belt width, and the span length. To measure the span vibration, press the "Measure" button on the meter, tap the belt span, and hold the microphone approximately $1/4$ " away from the back of the belt. The Sonic Tension Meter will display the static tension, and can also display the span vibration frequency.

The belt unit weights for use with the Gates Sonic Tension Meter are shown in the following table.

Belt Product Family	Belt Cross Section	Adjusted Belt Weight (grams/meter)
PowerGrip® Timing	XL	2.4
	L	3.2
	H	3.9
	XH	11.3
	XXH	14.9
PowerGrip Timing Twin Power®	XL	1.9
	L	3.2
	H	4.6
PowerGrip GT®3 (5M, 8M, 14M) and HTD® (20M)	5M	5.8
	8M	5.5
	14M	9.7
	20M	12.8
PowerGrip GT2 Twin Power	8M	6.93
	14M	11.44

9. Center Distance Allowances for Installation and Tensioning

Since fixed center drives are not recommended, center distance allowances for a Gates PowerGrip® belt drive are necessary to assure that the belt can be installed without damage and then tensioned correctly. The standard installation allowance is the minimum decrease in center distance required to install a belt when flanged sprockets are removed from their shafts for belt installation. This is shown in the first column of Table 4. This table also lists the minimum increase in center distance required to assure that a belt can be properly tensioned over its normal lifetime. If a belt is to be installed over flanged sprockets without removing them, the additional center distance allowance for installation shown in the second table below must be added to the first table data.

Table 4

Center Distance Allowance For Installation and Tensioning

Length Belt (mm) (in)	Standard Installation Allowance (Flanged Sprockets Removed For Installation) (mm) (in)	Tensioning Allowance (All Drives) (mm) (in)
Up to 125 5	0.5 0.02	0.5 0.02
Over 125 to 250 5 to 10	0.8 0.03	0.8 0.03
Over 250 to 500 10 to 20	1.0 0.04	0.8 0.03
Over 500 to 1000 20 to 40	1.8 0.07	0.8 0.03
Over 1000 to 1780 40 to 70	2.8 0.10	0.8 0.04
Over 1780 to 2540 70 to 100	3.3 0.13	1.0 0.04
Over 2540 to 3300 100 to 130	4.1 0.16	1.3 0.05
Over 3300 to 4600 130 to 180	4.8 0.19	1.3 0.05
Over 4600 to 6900 180 to 270	5.6 0.22	1.3 0.05

Additional Center Distance Allowance For Installation Over Flanged Sprockets*

(Add to Installation Allowance In Table No. 4)

Pitch	One Sprocket (mm) Flanged (in)	Both Sprockets (mm) Flanged (in)
0.080" (MXL)	8.4 0.33	12.4 0.49
0.200" (XL)	11.7 0.46	18.0 0.71
0.375" (L)	16.3 0.64	21.6 0.85
0.500" (H)	16.3 0.64	24.4 0.85
5mm	13.5 0.53	19.1 0.75
8mm	21.8 0.86	33.3 1.31
14mm	31.2 1.23	50.0 1.97
20mm	47.0 1.85	77.5 3.05

* For drives that require installation of the belt over one sprocket at a time, use the value for "Both Sprockets Flanged"

10. Drive Alignment

Provision should be made for center distance adjustment, according to the two tables on this page, or to change the idler position so the belt can be slipped easily onto the drive. When installing a belt, never force it over the flange. This will cause internal damage to the belt tensile member.

Synchronous belts typically are made with high modulus tensile members which provide length stability over the belt life. Consequently, misalignment does not allow equal load distribution across the entire belt top width. In a misaligned drive, the load is being carried by only a small portion of the belt top width, resulting in uneven belt wear and premature tensile failure.

There are two types of misalignment: parallel and angular (See Fig. 7). Parallel misalignment is where the driveR and driveN shafts are parallel, but the two sprockets lie in different planes. When the two shafts are not parallel, the drive is angularly misaligned.

A fleeting angle is the angle at which the belt enters and exits the sprocket, and equals the sum of the parallel and angular misalignments.

Any degree of sprocket misalignment will result in some reduction of belt life, which is not accounted for in the normal drive design procedure. Misalignment of all synchronous belt drives should not exceed 1/4° or 1/16" per foot of linear distance. Misalignment should be checked with a good straight edge or by using a laser alignment tool. The straight edge tool should be applied from driveR to driveN, and then from driveN to driveR so that the total effect of parallel and angular misalignment is made visible.

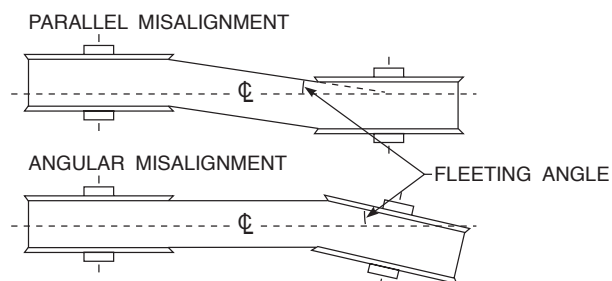


Figure 7

Drive misalignment can also cause belt tracking problems. However, light flange contact by the belt is normal and won't affect performance.

For those drives in which the center distance is greater than eight times the small sprocket diameter, belt tracking can be a problem. In these cases, the parallel position of the two sprockets may need to be adjusted until only one flange guides the belt in the system and the belt tracks fully on all sprockets. Regardless of the drive center distance, the optimum drive performance will occur with the belt lightly contacting one flange in the system. The worst case is for the belt to contact flanges on opposite sides of the system. This traps the belt between opposite flanges and can force the belt into undesirable parallel misalignment. Improper installation of the bushing can result in the bush-

ing/ sprocket assembly being “cocked” on the shaft. This leads to angular misalignment and sprocket wobble. Be sure to follow the instructions provided with the bushings.

11. Belt Installation

During the belt installation process, it is very important the belt be fully seated in the sprocket grooves before applying final tension. Serpentine drives with multiple sprockets and drives with large sprockets are particularly vulnerable to belt tensioning problems resulting from the belt teeth being only partially engaged in the sprockets during installation. In order to prevent these problems, the belt installation tension should be evenly distributed to all belt spans by rotating the system by hand. After confirming that belt teeth are fully engaged in the sprocket grooves, belt tension should be rechecked and verified. Failure to do this may result in an undertensioned condition with the potential for belt ratcheting.

12. Belt Pull Calculations

When the machine designer requests shaft load calculations from the drive designer, the following procedure can be applied:

A. Calculate Belt Span Tensions

Belt pull is the vector sum of T_T and T_S , the tightside and slackside tensions. T_T and T_S may be calculated using the following formulas:

Formula 8

$$T_T = \frac{144,067 \text{ HP}}{(PD)(RPM)}$$

Formula 9

$$T_S = \frac{18,008 \text{ HP}}{(PD)(RPM)}$$

Where: HP = Horsepower
PD = Sprocket Pitch Diameter (in)
RPM = Sprocket Speed (rev/min)

B. Solution For Both Magnitude and Direction

The vector sum of T_T and T_S can be found so that the direction of belt pull, as well as magnitude, is known. This is necessary if belt pull is to be vectorially added to sprocket weight, shaft weight, etc., to find true bearing loads. In this case, the easiest method of finding the belt pull vector is by graphical addition of T_T and T_S . If only the magnitude of belt pull is needed, numerical methods for vector additions are faster to use.

If both direction and magnitude of belt pull are required, the vector sum of T_T and T_S can be found by graphical vector addition as shown in Fig. 8. T_T and T_S vectors are drawn to a convenient scale and parallel to the tightside and slackside, respectively. Fig. 8 shows vector addition for belt pull on the motor shaft. The same procedures can be used for finding belt pull on the driveN shaft. This method may be used for drives using three or more sprockets or idlers. For two-sprocket drives, belt pull on the driveR and driveN

shafts is equal but opposite in direction. For drives using idlers, both magnitude and direction may be different.

C. Solution For Magnitude Only

If only the magnitude of belt pull is needed, follow the steps below. Use this method for drives with two sprockets. Use the graphical method shown if the drive uses idlers.

1. Add T_T and T_S
2. Using the value of $\frac{D-d}{C}$ for the drive, find the vector sum correction factor using Fig. 9, where:

D = large diameter
d = small diameter
C = center distance

Or, use the arc of contact on the small sprocket if known.

3. Multiply the sum of T_T plus T_S by the vector sum correction factor to find the vector sum of T_T plus T_S .

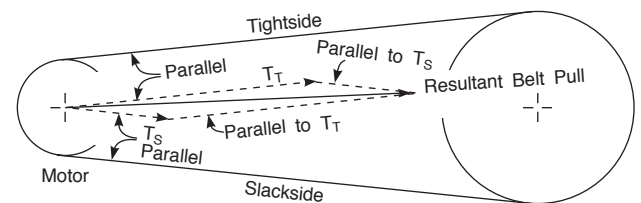


Figure 8

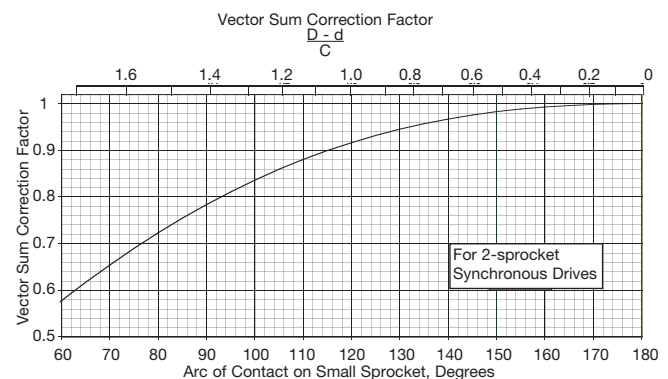


Figure 9

13. Bearing / Shaft Load Calculations

A. Shaft Load Calculations

If true side load on the shaft, including sprocket weight, is desired, the sprocket weight can be added to the belt pull using the same graphical method shown in Fig. 8. The sprocket weight vector is vertical toward the ground. Weights for standard sprockets are shown in the sprocket specification tables.

B. Bearing Load Calculations

In order to find actual bearing loads, it is necessary to know weights of machine components and the value of all other forces contributing to the load. However, it is sometimes desirable to know the bearing load contributed by the synchronous drive alone. Bearing loads resulting from a synchronous belt drive can be calculated knowing bearing placement with respect to the sprocket center and the shaft load as previously calculated. For rough estimates, machine designers sometimes use belt pull alone, ignoring sprocket weight. If accuracy is desired, or if the sprocket is unusually heavy, actual shaft load values including sprocket weight should be used.

A. Overhung Sprocket

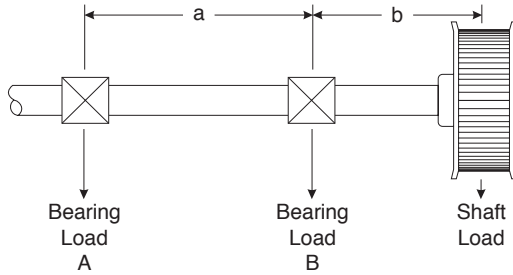


Figure 10

Formula 10

$$\text{Load at B, (lb)} = \frac{\text{Shaft Load} \times (a + b)}{a}$$

Formula 11

$$\text{Load at A, (lb)} = \text{Shaft Load} \times \frac{b}{a}$$

Where: a and b = spacing, (in), per Fig. 10

B. Sprocket Between Bearings

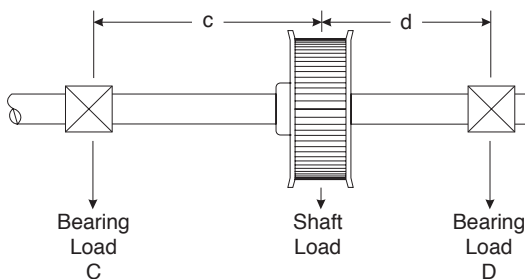


Figure 11

Formula 12

$$\text{Load at D (lb)} = \frac{\text{Shaft Load} \times c}{(c + d)}$$

Formula 13

$$\text{Load at C (lb)} = \frac{\text{Shaft Load} \times d}{(c + d)}$$

Where: c and d = spacing (in), per Fig. 11

14. Self-Generated Tension

All synchronous belt drives exhibit a self-generating or self-tightening characteristic when transmitting a load. Laboratory testing has shown this characteristic to be similar with all tooth profiles. The designer/user should be aware that self-tensioning can result in increased bearing and shaft loads and reduced drive performance; i.e., short belt life. This can be avoided by following proper tensioning procedures.

While belt overtensioning can impose higher bearing and shaft loads and lead to reduced belt life, undertensioning can result in self-tensioning. Properly designed and tensioned drives will not be significantly affected by self-generated tension.

When a belt is too loose for the design load, the self-tensioning characteristic results in the belt teeth climbing out of the sprocket grooves, leading to increased stresses on the belt teeth, accelerated tooth wear and reduced belt life. When a belt is severely undertensioned, this self-tensioning characteristic can result in the belt ratcheting (jumping teeth). When this occurs, significant shaft separation forces are instantaneously developed in the drive, resulting in damage to bearings, shafts, and other drive components including the belt.

NOTE: This is true for all synchronous belts.

Maximum drive performance and belt life are achieved when the belt is properly tensioned for the design load and maintained.

Made-to-order (MTO) Metals & PowerGrip® Belts

In addition to the stock industrial PowerGrip® belts listed in this catalog, Gates offers many special construction, made-to-order belts for use with stock sprockets. The table below lists some of them. Contact Gates for more information.

MTO BELT TYPES	APPLICATION
Alternate tensile member	Special applications: i.e., low rpm, shock loads and precise registration.
Nonstock widths and/or lengths in stock pitches	When exact width or length is required.
High temperature	Dry operation from -40°F to 230°F (-40°C to 110°C)
Oil resistance	For excessively oily conditions, including immersion in commercial motor oil. Temperature range: in oil, -20°F to 240°F (-29°C to 116°C); dry, -20°F to 210°F (-29°C to 99°C)
Static dissipating	Resistance of 6 megohms or less.
Low temperature	Dry temperature operation from -65°F to 180°F (-54°C to 82°C)
Nonmarking backing	For conveyors, food handling, etc., with taste and toxicity subject to customer approval.
PowerPainT™	Paint & Varnish Applications
Precision ground backing	Special applications involving a critical overall belt thickness dimension.
Special thickness rubber backing	For functional and other applications where belt back may require special thickness, durometer or material.
Special tracking	When belt must track in a specific direction.

In addition to the stock industrial PowerGrip® hardware listed in this catalog, Gates offers many additional Made-to-order options. The table below lists some of the available options. For more information, contact the Gates Made-to-order Metals Team at 1-800-709-6001 or via fax at 303-744-4080, or via email at makemymetal@gates.com.

Made-to-order (MTO) Metals	
Pulleys, Sheaves and Sprockets	All Gates Synchronous Profiles and Pitches, Micro-V® and V-belt, Plain or Profiled Idlers
Bores	Plain, Straight, Tapered, Splined or any special bore. Manufactured to accept Taper-Lock®, Ringfeder®, QD®, Torque Tamer, Trantorque® or other special bushings
Styles	Bar Stock, Idlers, Ringfeder Connections, Torque Tamers, Custom Configurations, Special Hubs and more
Materials	Aluminum, Steel, Ductile Iron, Cast Iron, Phenolic, Stainless Steel or Plastics
Finishes	Hard Coat, Food Grade, Zinc, Black Anodize, Painted, Custom Plating or any special coatings
Processes	Hob Cutting, Shaper Cutting, Die Casting and Molding
Other Services	Sub-Assemblies, Press Bearings, Sprocket/Bushing Balancing and Index Marking

* Taper-Lock is a trademark of Reliance Electric.




* Ringfeder is a trademark of Ringfeder Corporation.


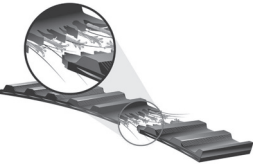


* Trantorque is a trademark of BTL, a subsidiary of Fenner PLC.

* QD is a trademark of Emerson Electric.

* Torque Tamer is a trademark of Reliance Electric.



Symptom	Diagnosis	Possible Remedy
Unusual noise	<p>Misaligned drive Too low or high belt tension Backside idler Worn sprocket Bent guide flange Belt speed too high Incorrect belt profile for the sprocket (i.e., GT® etc.) Subminimal diameter Excess load</p>	<p>Correct alignment Adjust tension to recommended value Use inside idler Replace sprocket Replace sprocket/flange Redesign drive Use proper Gates PowerGrip® GT®3 belt/sprocket</p> <p>Redesign drive using larger diameters Redesign drive for increased capacity</p>
Tension loss	<p>Weak support structure Excessive sprocket wear Fixed (nonadjustable) centers Excessive debris Excessive load Subminimal diameter Belt, sprockets or shafts running too hot</p> <p>Unusual belt degradation, such as softening or melting</p>	<p>Reinforce the structure Use alternate sprocket material Use inside idler for belt adjustment Protect drive Redesign drive for increased capacity Redesign drive using larger diameters Check for conductive heat transfer from prime mover Reduce ambient drive temperature to 180°F maximum</p>
Belt tracking	<p>Belt running partly off unflanged sprocket Centers exceed 8 times small sprocket diameter and the large sprocket is not flanged. Excessive belt edge wear</p>	<p>Correct alignment Correct parallel alignment to set belt to track on both sprockets</p> <p>Correct alignment</p>
Flange failure	<p>Belt forcing flanges off</p> 	<p>Correct alignment or properly secure flange to sprocket</p>
Excessive belt edge wear	 <p>Damage due to handling Flange damage Belt too wide Belt tension too low Rough flange surface finish Improper tracking Belt hitting drive guard or bracketry</p>	<p>Follow proper handling instructions Repair flange or replace sprocket Use proper width sprocket Adjust tension to recommended value Replace or repair flange (to eliminate abrasive surface) Correct alignment Remove obstruction or use inside idler</p>
Tooth shear	 <p>Excessive shock loads Less than 6 teeth-in-mesh Extreme sprocket runout Worn sprocket Backside idler Incorrect belt profile for the sprocket (i.e., GT®, etc.) Misaligned drive Belt undertensioned</p>	<p>Redesign drive for increased capacity Redesign drive Replace sprocket Replace sprocket Use inside idler Use proper Gates PowerGrip® GT®3 belt/sprocket</p> <p>Correct alignment Adjust tension to recommended value</p>

Symptom	Diagnosis	Possible Remedy
<p>Premature tooth wear</p> 	<p>Too low or high belt tension Belt running partly off unflanged sprocket Misaligned drive Incorrect belt profile for the sprocket (i.e., GT®, etc.) Worn sprocket Rough sprocket teeth Damaged sprocket Sprocket not to dimensional specification Belt hitting drive bracketry or other structure Excessive load Insufficient hardness of sprocket material Excessive debris Cocked bushing/sprocket assembly</p>	<p>Adjust tension to recommended value Correct alignment Correct alignment Use proper Gates PowerGrip® GT®3 belt/sprocket</p> <p>Replace sprocket Replace sprocket Replace sprocket Replace sprocket Remove obstruction or use inside idler Redesign drive for increased capacity Use a more wear-resistant material Protect belt Install bushing per instructions</p>
<p>Tensile break</p> 	<p>Excessive shock load Subminimal diameter Improper belt handling and storage prior to installation Debris or foreign object in drive Extreme sprocket runout Too low or high belt tension</p>	<p>Redesign drive for increased capacity Redesign drive using larger diameters Follow proper handling and storage procedures</p> <p>Protect drive Replace sprocket Adjust tension to recommended level</p>
<p>Unusual sprocket wear</p> 	<p>Sprocket has too little wear resistance (i.e., plastic, aluminum, softer metals) Misaligned drive Excessive debris Excessive load Too high, too low belt tension Incorrect belt profile (i.e. GT, etc.)</p>	<p>Use alternate sprocket material</p> <p>Correct alignment Protect drive Redesign drive for increased capacity Adjust tension to recommended value Use proper Gates PowerGrip GT®3 belt/sprocket</p>
<p>Belt cracking</p> 	<p>Subminimal diameter Backside idler Extreme low temperature startup Extended exposure to harsh chemicals Cocked bushing/sprocket assembly</p>	<p>Redesign drive using larger diameters Use inside idler Preheat drive environment Protect drive Install bushing per instructions</p>
<p>Excessive temperature (belt, bearing, housing, shafts, etc.)</p>	<p>Misaligned drive Too low or too high belt tension Incorrect belt profile (i.e. GT, etc.)</p>	<p>Correct alignment Adjust tension to recommended value Use proper Gates PowerGrip GT®3 belt/sprocket</p>
<p>Vibration</p>	<p>Incorrect belt profile for the sprocket (i.e. GT, etc.) Too low or too high belt tension Bushing or key loose</p>	<p>Use proper Gates PowerGrip GT®3 belt/sprocket</p> <p>Adjust tension to recommended value Check and reinstall per instructions</p>

Standard Calculations

Required	Given	Formula
Speed ratio (R)	Shaft speeds (rpm)	$R = \frac{\text{rpm (faster shaft speed)}}{\text{rpm (slower shaft speed)}}$
	Pulley diameter (D & d)	$R = \frac{D \text{ (larger pulley diameter)}}{d \text{ (smaller pulley diameter)}}$
	Number of pulley grooves (N & n)	$R = \frac{N \text{ (larger pulley groove no.)}}{n \text{ (smaller pulley groove no.)}}$
Horsepower (hp) (33,000 lb-ft/min)	Torque (T) in lb-in Shaft speed (rpm)	$hp = \frac{T \times \text{rpm}}{63,025}$
	Effective tension (Te) in lb. Belt velocity in fpm	$hp = \frac{Te \times V}{33,000}$
Design horsepower (Dhp)	Rated horsepower (hp) Service factor (SF)	$Dhp = hp \times SF$
Power (kw)	Horsepower (hp)	$kw = .7457 \times hp$
Torque (T) in lb-in	Shaft horsepower (hp) Shaft speed (rpm)	$T = \frac{63,025 \times hp}{\text{rpm}}$
	Effective tension (Te) in lbs Pulley radius (R) in inches	$T = Te \times R$
Torque (T) in N-mm	Torque (T) in lb-inches	$T(N - mm) = 112.98 \times T(lb - in)$
Belt velocity in ft/min	Pulley pd in inches Pulley speed in rpm	$V = \frac{pd \times \text{rpm}}{3.82}$
Belt velocity in m/s	Pulley pd in mm Pulley speed in rpm	$V = .0000524 \times pd \times \text{rpm}$
Belt pitch length (PL) in inches (approximate)	Center distance (C) in inches Pulley diameters (D & d) in inches	$PL = 2C + [1.57 \times (D + d)] + \frac{(D - d)^2}{4C}$
Arc of contact on smaller pulley (A/Cs)	Pulley diameters (D & d) in inches Center distance (C) in inches	$A/Cs = 180 - \left[\frac{(D - d) \times 60}{4C} \right]$
Torque (T) due to flywheel effect (WR ²) in lb-inches (accel. and/or decel.)	Final speed (RPM) Initial speed (rpm) Flywheel effect (WR ²) in lbs-ft ² Time (t) in seconds	$T = \frac{.039 \times (RPM - \text{rpm}) \times WR^2}{t}$
Flywheel effect (WR ²) in lb-ft ²	Face width of rim (F) in inches Material density (Z) in lbs/in ³ Outside rim diameter (D) in inches Inside rim diameter (d) in inches	$WR_2 = \frac{F \times Z \times (D^4 - d^4)}{1467}$

Power Transmission Conversions

FORCE CONVERSION CONSTANTS

Metric to U.S.

$\text{Newtons} \times 3.5969 = \text{Ouncesf}$
 $\text{Newtons} \times 0.2248 = \text{Poundsf}$
 $\text{Kilogramsf} \times 2.2046 = \text{Poundsf}$

U.S. to Metric

$\text{Ouncesf} \times 0.2780 = \text{Newtons}$
 $\text{Poundsf} \times 4.4482 = \text{Newtons}$
 $\text{Poundsf} \times 0.4536 = \text{Kilogramsf}$

Metric to Metric

$\text{Kilogramsf} \times 9.8067 = \text{Newtons}$
 $\text{Newtons} \times 0.1020 = \text{Kilogramsf}$

TORQUE CONVERSION CONSTANTS

Metric to U.S.

$\text{Newton Meters} \times 141.6119 = \text{Ouncef Inches}$
 $\text{Newton Meters} \times 8.8508 = \text{Poundf Inches}$
 $\text{Newton Meters} \times 0.7376 = \text{Poundf Feet}$

U.S. to Metric

$\text{Ouncef Inches} \times 0.0071 = \text{Newton Meters}$
 $\text{Poundf Inches} \times 0.1130 = \text{Newton Meters}$
 $\text{Poundf Feet} \times 1.3558 = \text{Newton Meters}$

Metric to Metric

$\text{Newton Meters} \times 10.1972 = \text{Kilogramf Centimeters}$
 $\text{Kilogramf Centimeters} \times 0.0981 = \text{Newton Meters}$
 $\text{Newton Meters} \times 0.1020 = \text{Kilogramf Meters}$
 $\text{Kilogramf Meters} \times 9.8067 = \text{Newton Meters}$

POWER CONVERSION CONSTANTS

Metric to U.S.

$\text{Kilowatt} \times 1.3410 = \text{Horsepower}$
 $\text{Watt} \times 0.0013 = \text{Horsepower}$

U.S. to Metric

$\text{Horsepower} \times 745.6999 = \text{Watt}$
 $\text{Horsepower} \times 0.7457 = \text{Kilowatt}$

VELOCITY CONVERSION CONSTANTS

Metric to U.S.

$\text{Meters per Second} \times 196.8504 = \text{Feet per Minute}$

U.S. to Metric

$\text{Feet per Minute} \times 0.0057 = \text{Meters per Second}$

Metric to Metric

$\text{Meters per Second} \times 3.6000 = \text{Kilometers per Hour}$

LINEAR BELT SPEED CONVERSION CONSTANTS

Metric to U.S.

$\text{Meters per second} \times 196.8504 = \text{Feet per Minute}$

U.S. to Metric

$\text{Feet per Minute} \times 0.005080 = \text{Meters per Second}$
 $\text{Square Miles} \times 2.5900 = \text{Square Kilometers}$

U.S. to U.S.

$\text{Feet per Second} \times 60.00 = \text{Feet per Minute}$
 $\text{Feet per Minute} \times 0.0167 = \text{Feet per Second}$

Other Conversions

LENGTH CONVERSION CONSTANTS

Metric to U.S.

$\text{Millimeters} \times 0.0394 = \text{Inches}$
 $\text{Meters} \times 39.3701 = \text{Inches}$
 $\text{Meters} \times 3.2808 = \text{Feet}$
 $\text{Meters} \times 1.0936 = \text{Yards}$
 $\text{Kilometers} \times 3280.84 = \text{Feet}$
 $\text{Kilometers} \times 0.6214 = \text{Statute Miles}$
 $\text{Kilometers} \times 0.5396 = \text{Nautical Miles}$

U.S. to Metric

$\text{Inches} \times 25.4000 = \text{Millimeters}$
 $\text{Inches} \times 0.0254 = \text{Meters}$
 $\text{Feet} \times 0.3048 = \text{Meters}$
 $\text{Yards} \times 0.9144 = \text{Meters}$
 $\text{Feet} \times 0.0003048 = \text{Kilometers}$
 $\text{Statute Miles} \times 1.6093 = \text{Kilometers}$
 $\text{Nautical Miles} \times 1.8532 = \text{Kilometers}$

AREA CONVERSION CONSTANTS

Metric to U.S.

$\text{Square Millimeters} \times 0.0016 = \text{Square Inches}$
 $\text{Square Centimeters} \times 0.1550 = \text{Square Inches}$
 $\text{Square Meters} \times 10.7639 = \text{Square Feet}$
 $\text{Square Meters} \times 1.1960 = \text{Square Yards}$
 $\text{Hectares} \times 2.4711 = \text{Acres}$
 $\text{Square Kilometers} \times 247.105 = \text{Acres}$
 $\text{Square Kilometers} \times 0.3861 = \text{Square Miles}$

U.S. to Metric

$\text{Square Inches} \times 645.160 = \text{Square Millimeters}$
 $\text{Square Inches} \times 6.4516 = \text{Square Centimeters}$
 $\text{Square Feet} \times 0.0929 = \text{Square Meters}$
 $\text{Square Yards} \times 0.8361 = \text{Square Meters}$
 $\text{Acres} \times 0.4047 = \text{Hectares}$
 $\text{Acres} \times 0.004047 = \text{Square Kilometers}$
 $\text{Square Miles} \times 2.5900 = \text{Square Kilometers}$

Other Conversions — continued

WEIGHT CONVERSION CONSTANTS

Metric to U.S.

Grams x 15.4324 = Grains

Grams x 0.0353 = Ounces (Avd.)

Grams x 0.0338 = Fluid Ounces (water)

Kilograms x 35.2740 = Ounces (Avd.)

Kilograms x 2.2046 = Pounds (Avd.)

Metric Tons (1000 Kg) x 1.1023 = Net Ton (2000 lbs.)

Metric Tons (1000 Kg) x 0.9842 = Gross Ton (2240 lbs.)

U.S. to Metric

Grains x 0.0648 = Grams

Ounces (Avd.) x 28.3495 = Grams

Fluid Ounces (water) x 29.5735 = Grams

Ounces (Avd.) x 0.0283 = Kilograms

Pounds (Avd.) x 0.4536 = Kilograms

Net Ton (2000 lbs.) x 0.9072 = Metric Tons (1000 Kg)

Gross Ton (2240 lbs.) x 1.0160 = Metric Tons (1000 Kg)

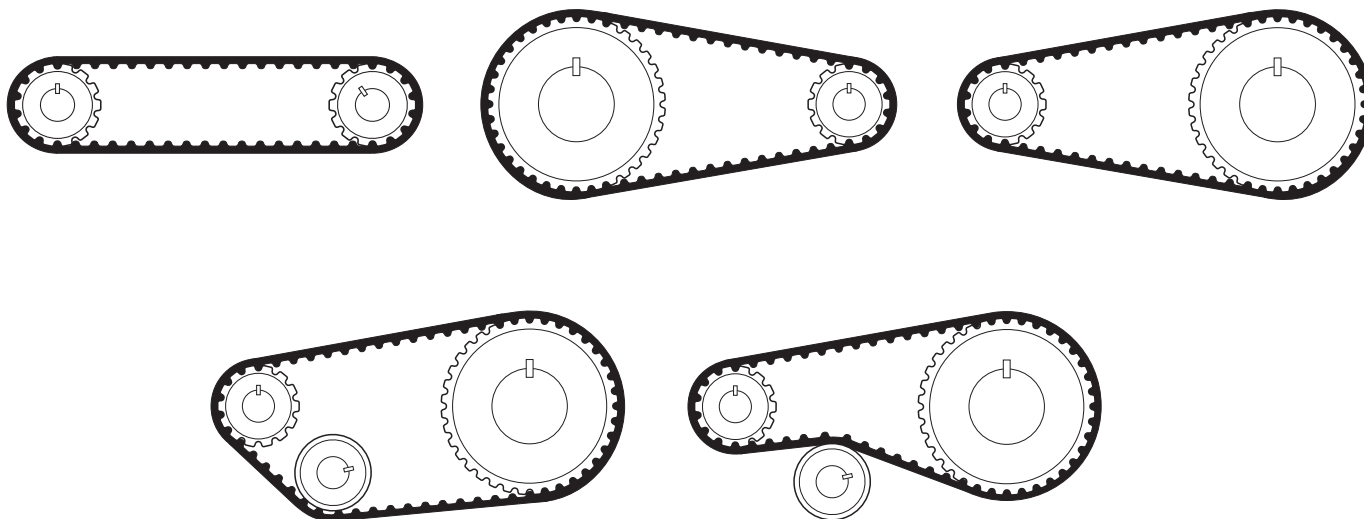
DECIMAL AND MILLIMETER EQUIVALENTS OF FRACTIONS

Inches		Millimeters	Inches		Millimeters
Fractions	Decimals		Fractions	Decimals	
1/64	.015625	.397	33/64	.515625	13.097
1/32	.03125	.794	17/32	.53125	13.494
3/64	.046875	1.191	35/64	.546875	13.891
1/16	.0625	1.588	9/16	.5625	14.288
5/64	.078125	1.984	37/64	.578125	14.684
3/32	.09375	2.381	19/32	.59375	15.081
7/64	.109375	2.778	39/64	.609375	15.478
1/8	.125	3.175	5/8	.625	15.875
9/64	.140625	3.572	41/64	.640625	16.272
5/32	.15625	3.969	21/32	.65625	16.669
11/64	.171875	4.366	43/64	.671875	17.066
3/16	.1875	4.763	11/16	.6875	17.463
13/64	.203125	5.159	45/64	.703125	17.859
7/32	.21875	5.556	23/32	.71875	18.256
15/64	.234375	5.953	47/64	.734375	18.653
1/4	.250	6.350	3/4	.750	19.050
17/64	.265625	6.747	49/64	.765625	19.447
9/32	.28125	7.144	25/32	.78125	19.844
19/64	.296875	7.541	51/64	.796875	20.241
5/16	.3125	7.938	13/16	.8125	20.638
21/64	.328125	8.334	53/64	.828125	21.034
11/32	.34375	8.731	27/32	.84375	21.431
23/64	.359375	9.128	55/64	.859375	21.828
3/8	.375	9.525	7/8	.875	22.225
25/64	.390625	9.922	57/64	.890625	22.622
13/32	.40625	10.319	29/32	.90625	23.019
27/64	.421875	10.716	59/64	.921875	23.416
7/16	.4375	11.113	15/16	.9375	23.813
29/64	.453125	11.509	61/64	.953125	24.209
15/32	.46875	11.906	31/32	.96875	24.606
31/64	.484375	12.303	63/64	.984375	25.003
1/2	.500	12.700	1	1.000	25.400

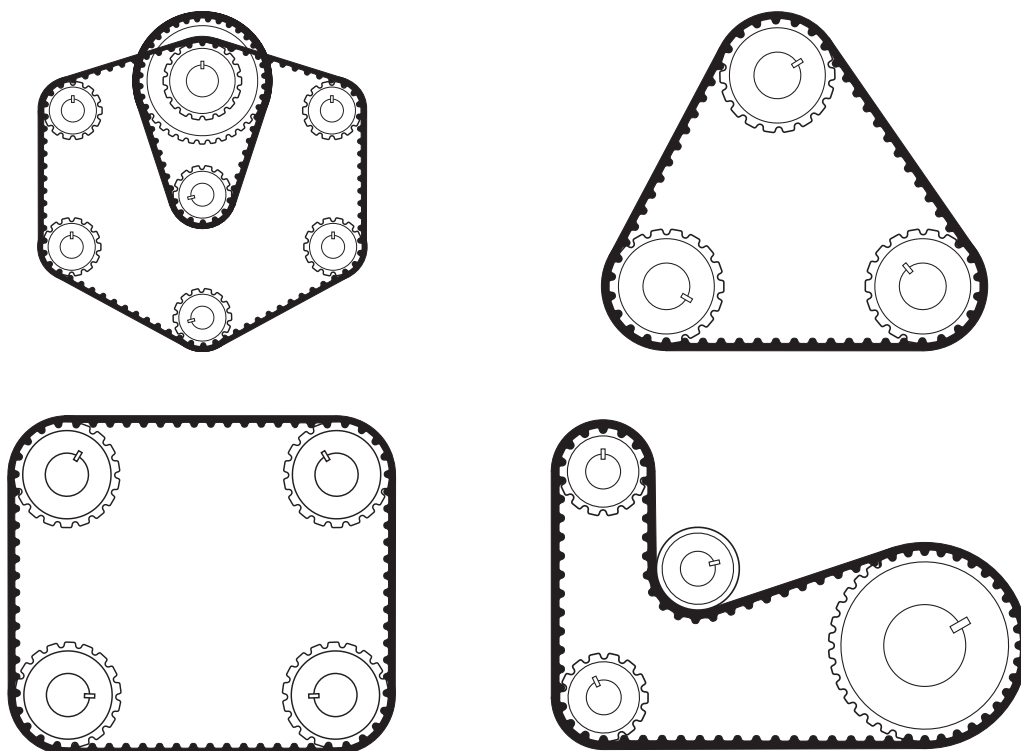
Application Examples

The following illustrations show a few of the many ways that PowerGrip® belt drives can be used to transmit both power and motion. Synchronous belt drive systems are amazingly versatile, yet reliable and efficient. The examples that follow utilize conventional endless, Long-Length and Twin Power® belting, all of which is readily available.




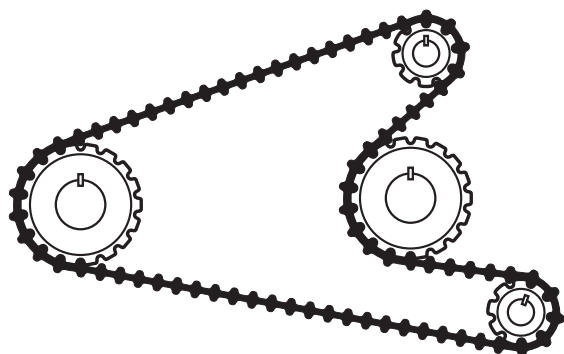
Common Drive Configurations






Multiple Shaft Drive Configurations



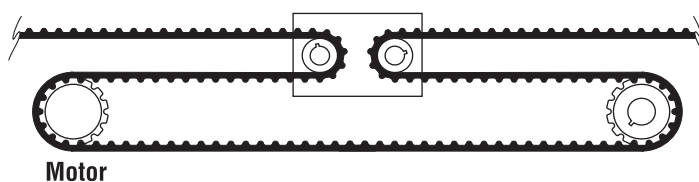
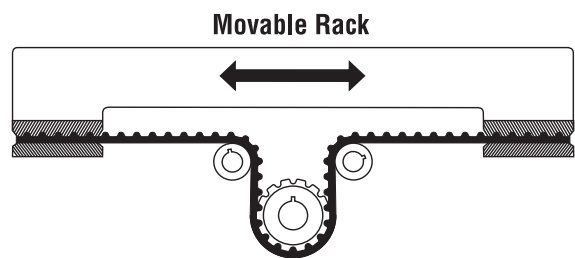
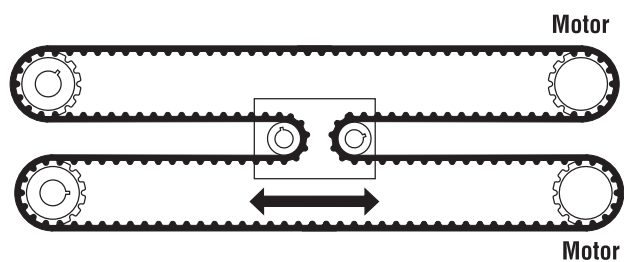
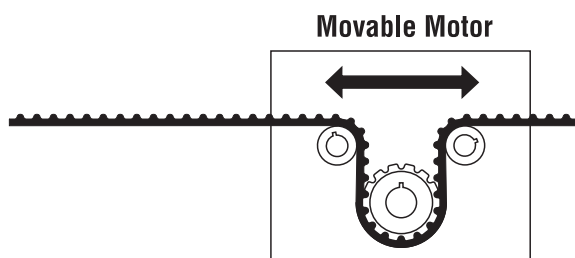
Serpentine Drive Configurations



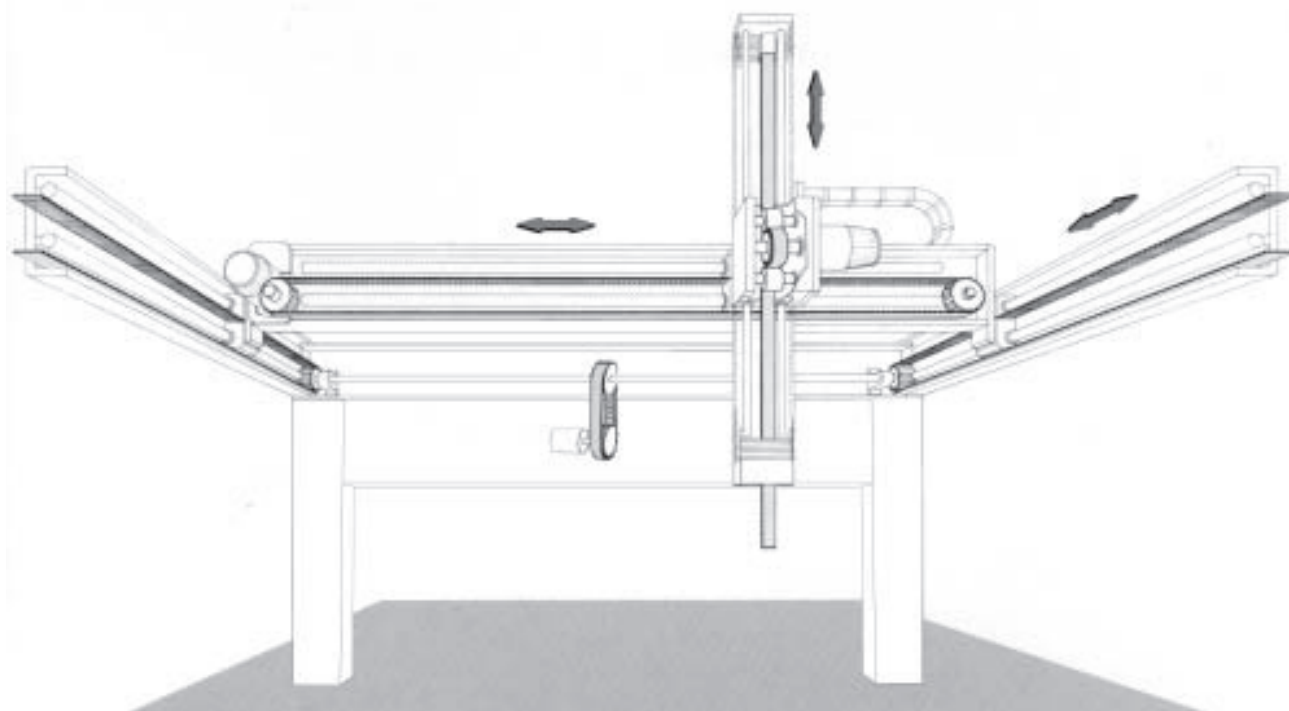
Conveying and Material Transport Applications



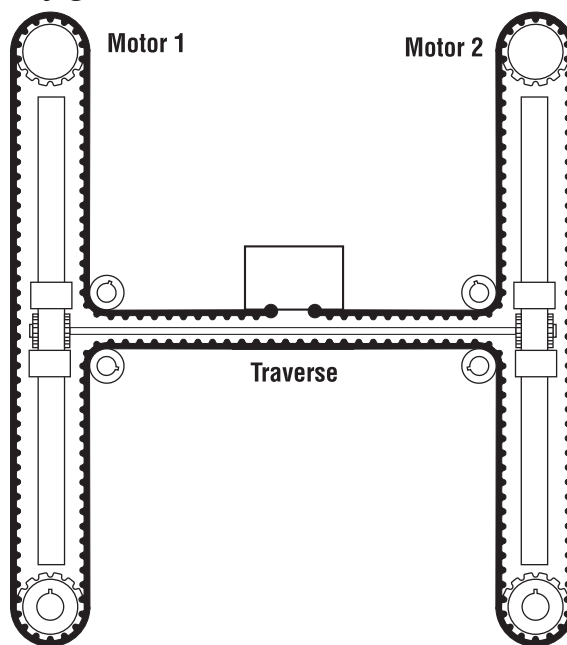
Rack and Carriage Drive Configurations



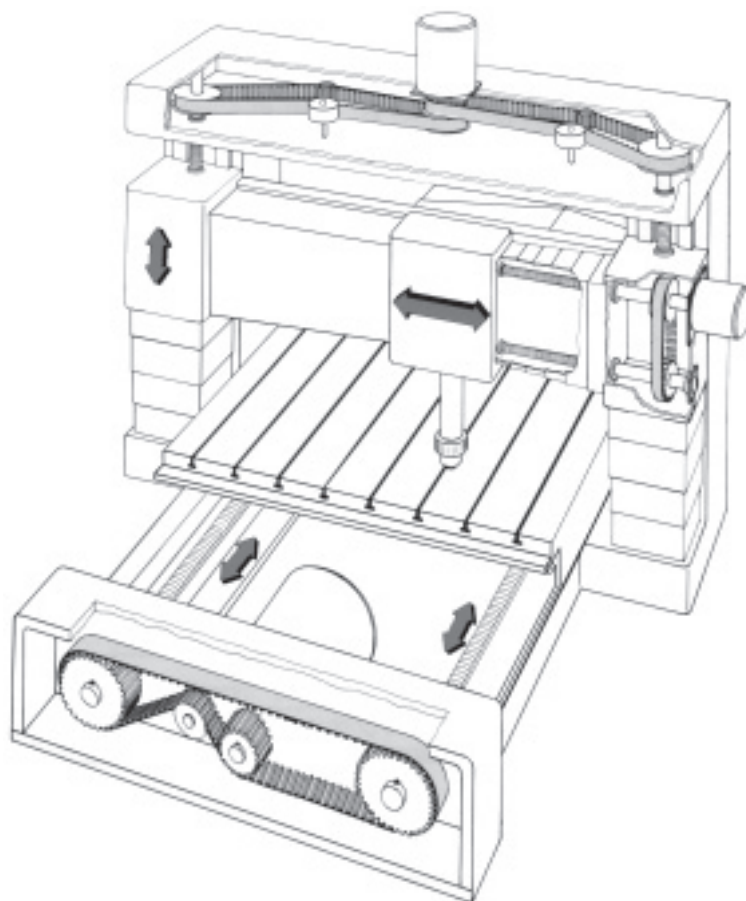
Long Length Drive Applications



Complex Carriage Drive Configuration



Lead Screw Drive Applications





shanghai china

Tel: +86 021 61552528

Fax: +86 021 57446367

e-mail: hxblet@163.com

URL: www.shanghai-gates.com



POWERING PROGRESS™

GATES CORPORATION

800.777.6363

Gates.com

For Power Transmission drive design assistance,
contact Gates Product Application at **303-744-5080**
or ptpasupport@gates.com.

©2015 Gates Corporation
17195 10/2014